

Contents

| | |
|---|----|
| Introduction | 3 |
| Statewide election statistics | |
| Return of postal votes | 10 |
| Council response rate in order of enrolment..... | 12 |
| Validation of declaration envelopes..... | 14 |
| Break up of declaration rejected | 15 |
| Informal ballot paper survey | 16 |
| Ballot papers admitted and formality | 18 |
| Break up of postal votes | 20 |
| Council election outcomes | |
| Councillors, Mayors & Deputy Mayors as at July 2003 | 21 |
| Casual Vacancies..... | 29 |
| Elector Polls since the 2000 elections..... | 32 |
| Attachments | |
| Examples of the items comprising a postal ballot pack | 35 |
| Examples of print advertising | 41 |

Introduction

This report provides a summary and analysis of the 2002 Tasmanian local government elections conducted in accordance with the *Local Government Act 1993*.

The structure of reports on the 2002 local government elections is similar to that used in 2000. The main report contains general information on the elections, statewide statistics, a summary of all mayors, deputy mayors councillors and examples of election material, but will not include detailed election results for each council.

A separate 2002 election report booklet has been produced for each council. Each booklet includes a report for the particular council, including a graph displaying the number of first preference votes received by each candidate, the distribution of preferences in tabulated form and a list of all candidates contesting the 2002 elections, and by-elections held since October 2000.

Background

Tasmania's biennial local government elections were held in October 2002.

Elections were held in 28 councils for the positions of mayor, deputy mayor and half the councillor positions, together with by-elections for 8 casual vacancies. Elections for the Kentish Council were not conducted in October 2002 as an administrator had been appointed. As a result of the Elector Poll conducted in April 2003, Kentish remained a separate municipal area and a full election was conducted in June 2003.

A total of 298 candidates nominated for a total of 142 councillor positions, 68 candidates nominated for 28 mayoral positions and 71 candidates nominated for 28 deputy mayoral positions.

As there was only one candidate for each of the vacancies for Mayors of the Central Highlands, Circular Head, Flinders Island, Glamorgan Spring-Bay, Launceston City, Northern Midlands and West Coast Councils, and for Deputy Mayors of the Brighton, Central Highlands, Dorset, George Town and Latrobe Councils, polls were not required for these elections.

The next biennial elections are scheduled for October 2004.

The Tasmanian Electoral Office (TEO) produced a candidate information booklet for the 2002 elections that provided practical information on such matters as nomination, advertising, voting and scrutineers.

An information booklet for printers, publishers and broadcasters was also available, providing practical information for the media and those who produce election campaign material.

Copies of both booklets are available from the TEO or the TEO website at www.electoral.tas.gov.au.

Conduct of elections

These were the fifth biennial elections held under the *Local Government Act 1993*, previous elections having been held in 1994, 1996, 1999 and 2000.

The Act provides that the Chief Electoral Officer (CEO) is responsible for the supervision of elections, and is to undertake some specific tasks such as the production of ballot papers, forms and both statutory and public awareness advertising. It also requires that the CEO approve some forms and procedures and appoint returning officers.

This year, in addition, the TEO was requested to take full responsibility for the conduct of 26 of the 28 elections, with Australian Electoral Commission (AEC) divisional returning officers being appointed as returning officers under a contractual arrangement. In the other 2 councils, returning officers were appointed following recommendations from the councils.

Postal voting

The *Local Government Act 1993* introduced universal postal voting as an option for council elections. An Act of Parliament, the *Local Government (Special Elections) Act 1993*, was also passed at that time requiring all 18 council elections due in 1994 to be conducted by post. The special Act was amended in 1995 to again require all elections to be conducted by post in 1996.

Following the success of these postal voting trials, the *Local Government Act 1993* was amended in December 1998 to require all future elections to be conducted by postal ballot.

The 3-envelope system was again used in 2002 to ensure the secrecy and security of the ballot. This system involves an outer window face envelope, a reply paid envelope and a ballot paper security envelope with an extended perforated flap for voter details and signature. This information is required to verify that only eligible electors vote.

In addition to the above envelopes, the postal ballot pack included the ballot paper(s), and an information brochure containing voting instructions and candidate statements.

Sample ballot material is reproduced in the attachments to this report.

Enrolment

People who were on the House of Assembly electoral roll were automatically enrolled on the local government roll.

Others who owned or occupied land in a municipal area but who were not eligible to be on the House of Assembly roll for that area were entitled to apply to enrol on the general manager's roll.

Corporate bodies who owned or occupied land in the municipal area were also entitled to nominate a representative to the general manager's roll.

A total of 340 283 electors were enrolled in the 28 councils at the close of rolls at 6pm on 19 September. These comprised 330 292 (97.06%) from the state House of Assembly roll and 10 009 (2.94%) from the general manager's rolls.

In the period 15-18 October 2002, 340 283 electors across the state received postal ballot packs for the 28 councils having contested elections.

Enrolment statistics for each council are shown in this report.

Election timetable – 2002

| | |
|--------------------------------------|-----------------------------|
| Notice of election published | Saturday 14 September |
| Electoral rolls closed | 6 pm Thursday 19 September |
| Nomination period | 23 September – 2 October |
| Nominations closed | 12 noon Wednesday 2 October |
| Nominations announced | 12 noon Thursday 3 October |
| Ballot material received by electors | 15-18 October |
| Polling period | 15-29 October |
| Close of poll | 10 am Tuesday 29 October |
| Results finalised | 29 October – 1 November |

Public awareness & statutory advertising

The *Local Government Act 1993* provides that the CEO may promote public awareness and understanding of elections, and encourage enrolment and voting. A statewide advertising campaign was conducted by television, radio and newspapers to create awareness of the elections and encourage participation in the postal voting system.

Regular press releases gave progressive updates on the number of ballot papers returned for all councils. Electoral officers were available for interviews.

Under the Act, the CEO is also required to place prominent statutory advertisements in newspapers to advertise election dates, call nominations, list candidates, notify ballots where required, and to advertise the results of ballots conducted.

As at previous elections, the TEO provided a freecall telephone enquiry service. In addition, information was available on the TEO website at www.electoral.tas.gov.au. The availability of the freecall service and the website were promoted extensively in our advertising campaign, and appeared on information brochures sent to each elector with ballot papers.

Electoral system

Voting in Tasmanian local government elections is not compulsory.

All elections for councillor positions are to be conducted using a system based on the Hare-Clark method of proportional representation used in Tasmanian House of Assembly elections.

Under the Hare-Clark electoral system, ballot papers are distributed at either full or fractional transfer values. Due to the relatively small number of electors in some local government elections all votes are calculated to 2 decimal places to reduce the loss of votes by fraction. The introduction of amalgamated transfer values in 1998 has made this issue less significant.

For councillor elections, the Robson rotation system is used to rotate the order in which candidate names appear on ballot papers. For mayoral and deputy mayoral elections, the order of candidate names is determined by lot.

Mayors and deputy mayors of all councils are now elected by all electors, as opposed to being elected by councillors. Mayoral and Deputy Mayoral elections are conducted by postal vote in conjunction with councillor elections and use a preferential electoral system similar to that used for Legislative Council and Federal House of Representatives elections.

Most scrutines were conducted utilising the 'HC Auto' computerised scrutiny sheet to improve the efficiency and accuracy of the count. This system was developed in Tasmania and used successfully at the 1996 Local Government elections, the last three Tasmanian House of Assembly elections and at ACT elections.

Tally-room & election results

A state tally-room was set up at the Wrest Point Boardwalk Gallery in Hobart and operated from 6 pm until about midnight on Tuesday 29 October. Provisional first preference results for all positions and the distribution of preferences for mayoral positions were progressively displayed on tally boards.

The media, candidates and the general public were all invited to attend this event. It provided an opportunity for candidates to give media interviews, and a venue for the local government community to discuss results as they became available.

Results were posted on the TEO website (see below). Results were also available from the TEO, returning officers or council offices from Wednesday 30 October.

The majority of the election scrutinies were completed on Wednesday 30 October, with the more complex scrutinies being completed on Thursday 31 October. The actual time required for each scrutiny varied considerably and was largely dependent on the numbers of positions vacant and candidates.

TEO website—www.electoral.tas.gov.au

The TEO website includes information on current and past local government elections.

Progressive results were posted on the web as they became available from 6.00pm on 29 October.

Cost of elections

For those councils where the TEO fully conducted the election, the cost, with a few exceptions, ranged from \$2.70 to \$3.10 per enrolled elector.

While savings were made in some areas, notable cost increases occurred in postal charges due to the removal of some discounts under new bulk postage arrangements.

The cost of insertion of material also increased by a higher percentage due to the move to a new private contractor after the close of Australia Post mailing house operations in Tasmania.

The performance of the new contractor was however very good and the price competitive.

For those councils having mayor and deputy mayor elected along with half the councillors, the average cost per elector increased by 18 cents from \$2.74 in 2000 to \$2.92 in 2002.

Response rate

The statewide response rate in 2002 was 57.86%. This compares with 55.00% in 1994, 59.48% in 1996, 55.66% in 1999 and 57.78% in 2000.

A number of factors influence the response rate. These include the number of positions vacant, the number of candidates contesting the elections and local issues at the time.

Casual vacancies

A casual councillor vacancy is filled (where possible) by recount unless the vacancy occurs within 6 months of a forthcoming election. A candidate elected at a recount serves until the next council election.

If a recount is not possible, a by-election is held—with the candidate elected to serve for the remainder of the term of office of the original councillor.

If a vacancy occurs within 6 months of a forthcoming council election, the vacancy is filled by a by-election held in conjunction with the council election.

13 casual vacancies occurred between the 2000 and 2002 elections. 9 of these were filled by recount, and 4 at single by-elections.

Since the October 2002 local government elections, there have been 2 recounts for councillor positions and 2 by-elections for mayor and councillor positions.

A summary of recounts and by-elections appears on pages 30–31 of this report.

Elector polls

A council may hold an elector poll on any issue it determines. It may also be required to hold an elector poll following a process requiring petitions signed by at least 5 % or 1000 of the electors in the municipal area, whichever is the lesser (as set out in Part 6 of the *Local Government Act 1993*).

A council is not bound by the result of an elector poll.

In October 2002, an elector poll was conducted concurrently with the election in the West Tamar municipality area in relation to the method of water pricing preferred by residents. The results of this poll are on page 32.

In April 2003, an elector poll was conducted to determine whether or not the electors of Kentish wished to remain a separate municipal area. The results of the poll are on page 33.

Structure of this report

Statewide Election Statistics—this section provides statistics for all councils at the various stages of the postal voting system, including an informal ballot paper survey.

Councillors, Mayors & Deputy Mayors as at June 2003—this section lists the names of the mayors, deputy mayors and councillors of all councils and their term of office.

Casual Vacancies—this section includes a summary of all recounts and by-elections since the October 2000 elections.

Elector Polls since the 2000 elections—this section includes results of the one elector poll conducted with the 2002 elections.

Examples of items comprising a postal ballot pack—this section include examples of ballot and advertising material used.

Examples of print advertising—this section includes examples of newspaper advertising used in 2002.

Acknowledgment

I would like to thank the following people and organisations—

- The general managers and staff of the 28 councils for their cooperation.
- Australia Post for their assistance and ready cooperation in the secure and timely delivery and return of ballot material.
- The Printing Authority of Tasmania for providing ballot material so promptly and professionally.

- The media in Tasmania for their interest in and promotion of the democratic process in general and these local government elections in particular.
- The Australian Electoral Commission for providing returning officers and scrutiny staff.
- The Tasmanian Electoral Office team for their professionalism, hard work and support.



Bruce Taylor

Chief Electoral Officer

July 2003

Statewide Election Statistics

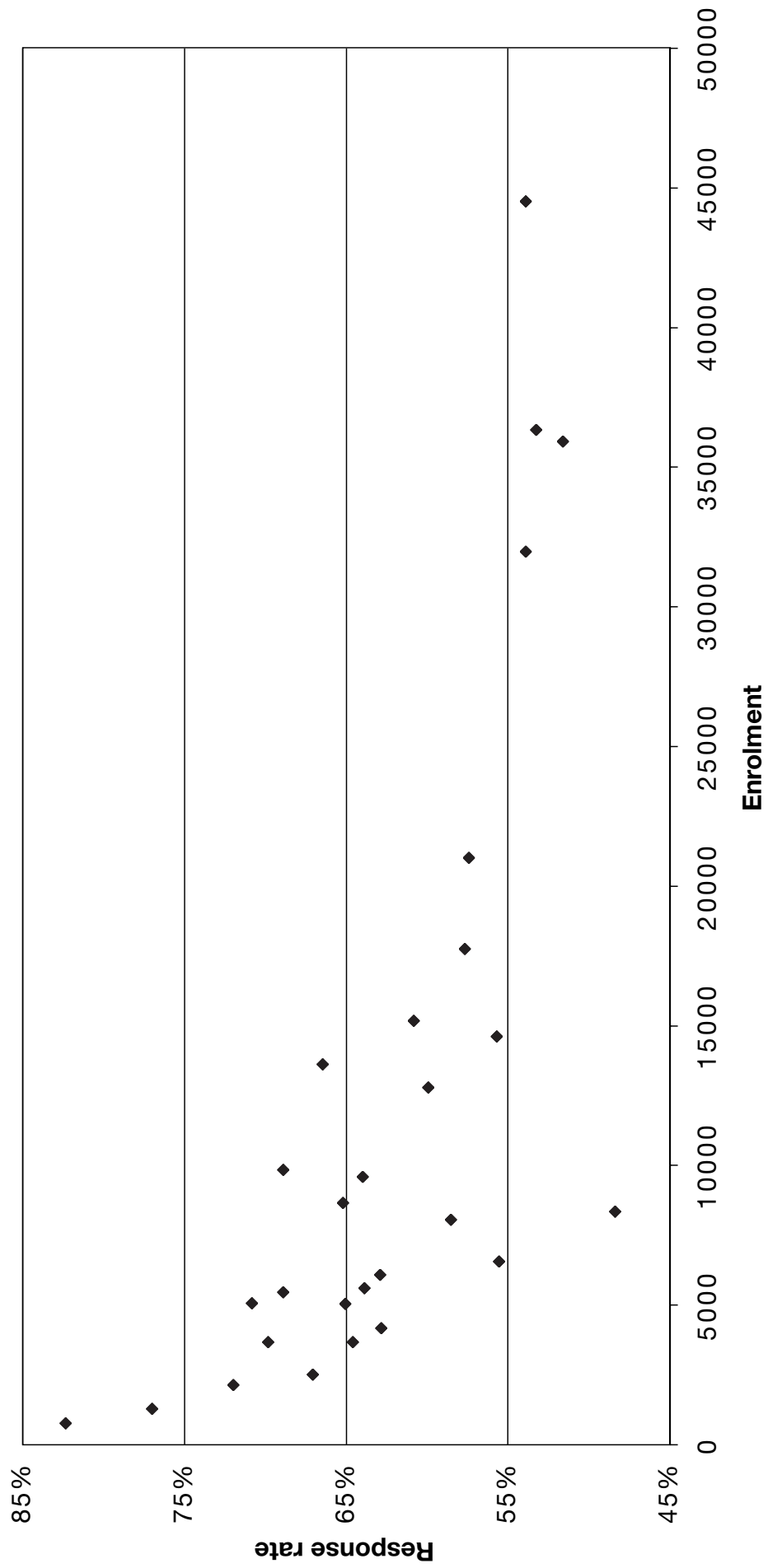
Response & return to sender rate



STAGE 1: Return of postal votes

| Council | Electors enrolled | Declarations returned | Response rate | Returned to sender | Returned to sender rate |
|---------------------------------|-------------------|-----------------------|---------------|--------------------|-------------------------|
| Break O'Day | 5 075 | 3 595 | 70.84% | 67 | 1.32% |
| Brighton | 8 351 | 4 039 | 48.37% | 96 | 1.15% |
| Burnie City | 13 630 | 9 057 | 66.45% | 106 | 0.78% |
| Central Coast | 15 180 | 9 234 | 60.83% | 149 | 0.98% |
| Central Highlands | 2 518 | 1 689 | 67.08% | 64 | 2.54% |
| Circular Head | 5 614 | 3 586 | 63.88% | 64 | 1.14% |
| Clarence City | 36 328 | 19 340 | 53.24% | 369 | 1.02% |
| Derwent Valley | 6 555 | 3 640 | 55.53% | 78 | 1.19% |
| Devonport City | 17 752 | 10 238 | 57.67% | 174 | 0.98% |
| Dorset | 5 458 | 3 760 | 68.89% | 85 | 1.56% |
| Flinders | 770 | 634 | 82.34% | 2 | 0.26% |
| George Town | 5 040 | 3 279 | 65.06% | 78 | 1.55% |
| Glamorgan-Spring Bay | 3 669 | 2 370 | 64.60% | 46 | 1.25% |
| Glenorchy City | 31 981 | 17 237 | 53.90% | 411 | 1.29% |
| Hobart City | 35 919 | 18 529 | 51.59% | 612 | 1.70% |
| Huon Valley | 9 833 | 6 774 | 68.89% | 82 | 0.83% |
| King Island | 1 278 | 984 | 77.00% | 22 | 1.72% |
| Kingborough | 21 009 | 12 064 | 57.42% | 201 | 0.96% |
| Latrobe | 6 093 | 3 832 | 62.89% | 55 | 0.90% |
| Launceston City | 44 525 | 23 991 | 53.88% | 427 | 0.96% |
| Meander Valley | 12 791 | 7 665 | 59.92% | 113 | 0.88% |
| Northern Midlands | 8 654 | 5 641 | 65.18% | 127 | 1.47% |
| Sorell | 8 052 | 4 711 | 58.51% | 170 | 2.11% |
| Southern Midlands | 4 174 | 2 623 | 62.84% | 53 | 1.27% |
| Tasman | 2 141 | 1 541 | 71.98% | 27 | 1.26% |
| Waratah-Wynyard | 9 591 | 6 136 | 63.98% | 124 | 1.29% |
| West Coast | 3 677 | 2 568 | 69.84% | 73 | 1.99% |
| West Tamar | 14 625 | 8 146 | 55.70% | 89 | 0.61% |
| State total | 340 283 | 196 903 | 57.86% | 3 964 | 1.16% |
| Late returns—State total | 1 097 | | | | |
| | (0.32%) | | | | |

Response rate compared with enrolment



Councils response rate in order of enrolment

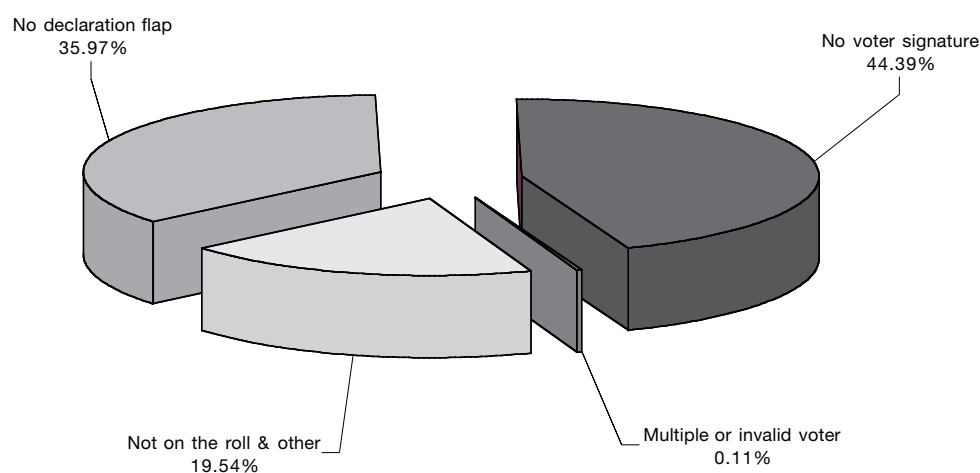
| Council | Electors enrolled | House of Assembly electors | General Manager enrolment | Declarations returned | Response rate |
|----------------------|-------------------|----------------------------|---------------------------|-----------------------|---------------|
| Flinders | 770 | 675 | 95 | 634 | 82.34% |
| King Island | 1 278 | 1 221 | 57 | 984 | 77.00% |
| Tasman | 2 141 | 1 587 | 554 | 1 541 | 71.98% |
| Central Highlands | 2 518 | 1 653 | 865 | 1 689 | 67.08% |
| Glamorgan-Spring Bay | 3 669 | 3 135 | 534 | 2 370 | 64.60% |
| West Coast | 3 677 | 3 597 | 80 | 2 568 | 69.84% |
| Southern Midlands | 4 174 | 3 943 | 231 | 2 623 | 62.84% |
| George Town | 5 040 | 4 566 | 474 | 3 279 | 65.06% |
| Break O'Day | 5 075 | 4 283 | 792 | 3 595 | 70.84% |
| Dorset | 5 458 | 5 161 | 297 | 3 760 | 68.89% |
| Circular Head | 5 614 | 5 436 | 178 | 3 586 | 63.88% |
| Latrobe | 6 093 | 6 024 | 69 | 3 832 | 62.89% |
| Derwent Valley | 6 555 | 6 452 | 103 | 3 640 | 55.53% |
| Sorell | 8 052 | 7 783 | 269 | 4 711 | 58.51% |
| Brighton | 8 351 | 8 309 | 42 | 4 039 | 48.37% |
| Northern Midlands | 8 654 | 8 524 | 130 | 5 641 | 65.18% |
| Waratah-Wynyard | 9 591 | 9 392 | 199 | 6 136 | 63.98% |
| Huon Valley | 9 833 | 9 244 | 589 | 6 774 | 68.89% |
| Meander Valley | 12 791 | 12 658 | 133 | 7 665 | 59.92% |
| Burnie City | 13 630 | 13 385 | 245 | 9 057 | 66.45% |
| West Tamar | 14 625 | 14 388 | 237 | 8 146 | 55.70% |
| Central Coast | 15 180 | 15 074 | 106 | 9 234 | 60.83% |
| Devonport City | 17 752 | 17 471 | 281 | 10 238 | 57.67% |
| Kingborough | 21 009 | 20 696 | 313 | 12 064 | 57.42% |
| Glenorchy City | 31 981 | 31 502 | 479 | 17 237 | 53.90% |
| Hobart City | 35 919 | 34 211 | 1 708 | 18 529 | 51.59% |
| Clarence City | 36 328 | 35 958 | 370 | 19 340 | 53.24% |
| Launceston City | 44 525 | 43 946 | 579 | 23 991 | 53.88% |
| State total | 340 283 | 330 274 | 10 009 | 196 903 | 57.86% |

STAGE 2: Validation of declaration envelopes

| Council | Declarations returned | Declarations rejected | Declarations admitted | Rejection rate |
|----------------------|-----------------------|-----------------------|-----------------------|----------------|
| Break O'Day | 3 595 | 51 | 3 544 | 1.42% |
| Brighton | 4 039 | 55 | 3 984 | 1.36% |
| Burnie City | 9 057 | 112 | 8 945 | 1.24% |
| Central Coast | 9 234 | 170 | 9 064 | 1.84% |
| Central Highlands | 1 689 | 20 | 1 669 | 1.18% |
| Circular Head | 3 586 | 55 | 3 531 | 1.53% |
| Clarence City | 19 340 | 254 | 19 086 | 1.31% |
| Derwent Valley | 3 640 | 37 | 3 603 | 1.02% |
| Devonport City | 10 238 | 179 | 10 059 | 1.78% |
| Dorset | 3 760 | 49 | 3 711 | 1.30% |
| Flinders | 634 | 8 | 626 | 1.26% |
| George Town | 3 279 | 54 | 3 225 | 1.65% |
| Glamorgan-Spring Bay | 2 370 | 22 | 2 348 | 0.93% |
| Glenorchy City | 17 237 | 187 | 17 050 | 1.08% |
| Hobart City | 18 529 | 217 | 18 312 | 1.17% |
| Huon Valley | 6 774 | 70 | 6 704 | 1.03% |
| King Island | 984 | 17 | 967 | 1.73% |
| Kingborough | 12 064 | 134 | 11 930 | 1.11% |
| Latrobe | 3 832 | 71 | 3 761 | 1.85% |
| Launceston City | 23 991 | 312 | 23 679 | 1.30% |
| Meander Valley | 7 665 | 129 | 7 536 | 1.68% |
| Northern Midlands | 5 641 | 92 | 5 549 | 1.63% |
| Sorell | 4 711 | 35 | 4 676 | 0.74% |
| Southern Midlands | 2 623 | 33 | 2 590 | 1.26% |
| Tasman | 1 541 | 29 | 1 512 | 1.88% |
| Waratah-Wynyard | 6 136 | 103 | 6 033 | 1.68% |
| West Coast | 2 568 | 171 | 2 397 | 6.66% |
| West Tamar | 8 146 | 139 | 8 007 | 1.71% |
| State total | 196 903 | 2 805 | 194 098 | 1.42% |

Break up of declarations rejected

| Council | Declarations rejected | No declaration flap | No voter signature | Multiple or invalid voter | Not on the roll and other |
|----------------------|-----------------------|---------------------|--------------------|---------------------------|---------------------------|
| Break O'Day | 51 | 14 | 19 | 0 | 18 |
| Brighton | 55 | 30 | 21 | 0 | 4 |
| Burnie City | 112 | 52 | 46 | 0 | 14 |
| Central Coast | 170 | 42 | 65 | 0 | 63 |
| Central Highlands | 20 | 7 | 10 | 0 | 3 |
| Circular Head | 55 | 12 | 32 | 0 | 11 |
| Clarence City | 254 | 117 | 114 | 0 | 23 |
| Derwent Valley | 37 | 16 | 17 | 0 | 4 |
| Devonport City | 179 | 121 | 51 | 0 | 7 |
| Dorset | 49 | 30 | 16 | 0 | 3 |
| Flinders | 8 | 5 | 2 | 0 | 1 |
| George Town | 54 | 27 | 24 | 0 | 3 |
| Glamorgan-Spring Bay | 22 | 0 | 20 | 0 | 2 |
| Glenorchy City | 187 | 32 | 138 | 1 | 16 |
| Hobart City | 217 | 66 | 114 | 0 | 37 |
| Huon Valley | 70 | 30 | 32 | 0 | 8 |
| King Island | 17 | 8 | 5 | 0 | 4 |
| Kingborough | 134 | 49 | 69 | 2 | 14 |
| Latrobe | 71 | 21 | 33 | 0 | 17 |
| Launceston City | 312 | 136 | 164 | 0 | 12 |
| Meander Valley | 129 | 33 | 49 | 0 | 47 |
| Northern Midlands | 92 | 25 | 43 | 0 | 24 |
| Sorell | 35 | 5 | 23 | 0 | 7 |
| Southern Midlands | 33 | 13 | 16 | 0 | 4 |
| Tasman | 29 | 4 | 11 | 0 | 14 |
| Waratah-Wynyard | 103 | 34 | 36 | 0 | 33 |
| West Coast | 171 | 31 | 26 | 0 | 114 |
| West Tamar | 139 | 49 | 49 | 0 | 41 |
| State total | 2 805 | 1 009 | 1 245 | 3 | 548 |
| Percentages | | 35.97% | 44.39% | 0.11% | 19.54% |



Informal ballot paper survey—councillor elections

| Council | Wrong ballot paper | Identifying Elector | Blank | Marks | | | No First Preferences | 2 or more first preferences | Not indicate required preferences | Total |
|----------------------|--------------------|---------------------|------------|---------------|-----------|-----------|----------------------|-----------------------------|-----------------------------------|-------------|
| | | | | Tick or cross | Informal | Scribble | | | | |
| Break O'Day | 10 | 0 | 9 | 5 | 3 | 0 | 7 | 4 | 15 | 53 |
| Brighton | 3 | 0 | 15 | 2 | 0 | 1 | 29 | 5 | 24 | 79 |
| Burnie City | 3 | 0 | 36 | 4 | 4 | 0 | 13 | 5 | 45 | 110 |
| Central Coast | 11 | 0 | 57 | 3 | 4 | 1 | 33 | 13 | 86 | 208 |
| Central Highlands | 3 | 0 | 3 | 0 | 0 | 0 | 0 | 0 | 7 | 13 |
| Circular Head | 2 | 0 | 3 | 0 | 2 | 0 | 3 | 0 | 25 | 35 |
| Clarence City | 5 | 0 | 108 | 17 | 1 | 6 | 27 | 16 | 223 | 403 |
| Derwent Valley | 5 | 0 | 13 | 4 | 0 | 1 | 10 | 4 | 26 | 63 |
| Devonport City | 0 | 0 | 49 | 11 | 4 | 0 | 23 | 9 | 81 | 177 |
| Dorset | 1 | 0 | 6 | 0 | 2 | 0 | 15 | 1 | 31 | 56 |
| Flinders | 1 | 0 | 1 | 0 | 0 | 0 | 1 | 0 | 0 | 3 |
| George Town | 2 | 0 | 9 | 2 | 1 | 4 | 2 | 3 | 7 | 30 |
| Glamorgan-Spring Bay | 1 | 0 | 8 | 2 | 0 | 1 | 12 | 2 | 46 | 72 |
| Glenorchy City | 0 | 1 | 81 | 28 | 6 | 4 | 40 | 13 | 206 | 379 |
| Hobart City | 21 | 0 | 173 | 28 | 6 | 13 | 40 | 12 | 226 | 519 |
| Huon Valley | 1 | 0 | 27 | 3 | 0 | 1 | 19 | 2 | 37 | 90 |
| King Island | 0 | 0 | 3 | 2 | 0 | 0 | 3 | 0 | 7 | 15 |
| Kingborough | 5 | 0 | 74 | 2 | 4 | 5 | 11 | 10 | 207 | 318 |
| Latrobe | 3 | 2 | 15 | 0 | 1 | 0 | 18 | 0 | 3 | 42 |
| Launceston City | 3 | 5 | 91 | 14 | 14 | 1 | 57 | 27 | 276 | 488 |
| Meander Valley | 0 | 0 | 32 | 4 | 4 | 0 | 11 | 12 | 82 | 145 |
| Northern Midlands | 4 | 0 | 14 | 1 | 2 | 0 | 15 | 5 | 50 | 91 |
| Sorell | 0 | 0 | 15 | 5 | 0 | 0 | 10 | 1 | 42 | 73 |
| Southern Midlands | 3 | 0 | 4 | 1 | 0 | 1 | 6 | 1 | 11 | 27 |
| Tasman | 5 | 0 | 3 | 0 | 0 | 0 | 1 | 0 | 4 | 13 |
| Waratah-Wynyard | 3 | 1 | 14 | 6 | 6 | 0 | 15 | 2 | 52 | 99 |
| West Coast | 2 | 0 | 7 | 3 | 0 | 0 | 2 | 1 | 5 | 20 |
| West Tamar | 7 | 0 | 43 | 3 | 1 | 7 | 8 | 5 | 56 | 130 |
| State total | 104 | 9 | 913 | 150 | 65 | 46 | 431 | 153 | 1879 | 3751 |

Informal ballot paper survey—mayor and deputy mayor elections

| Council | Wrong ballot paper | Identifying Elector | Blank | 1 Tick | 2 Ticks | 1 Cross | 2 Crosses | Ticks & Crosses | Informal | Scribble | No First Preferences | 2 or more first preferences | All Ticks | All Crosses | No. position x | Total |
|---------------------------|--------------------|---------------------|--------------|------------|-----------|------------|-----------|-----------------|------------|-----------|----------------------|-----------------------------|-----------|-------------|----------------|--------------|
| Break O'Day (M) | 10 | 0 | 11 | 0 | 0 | 0 | 0 | 0 | 4 | 0 | 1 | 1 | 0 | 1 | 0 | 28 |
| Break O'Day (DM) | 5 | 0 | 42 | 4 | 0 | 0 | 5 | 0 | 4 | 0 | 7 | 3 | 0 | 0 | 0 | 70 |
| Brighton (M) | 3 | 0 | 41 | 5 | 0 | 3 | 0 | 0 | 1 | 0 | 30 | 0 | 0 | 0 | 0 | 83 |
| Burnie City (M) | 4 | 0 | 30 | 4 | 0 | 0 | 0 | 0 | 9 | 0 | 13 | 2 | 2 | 1 | 0 | 65 |
| Burnie City (DM) | 4 | 2 | 92 | 5 | 0 | 0 | 0 | 0 | 4 | 0 | 21 | 2 | 3 | 1 | 0 | 134 |
| Central Coast (M) | 9 | 0 | 61 | 4 | 1 | 3 | 1 | 0 | 6 | 0 | 32 | 2 | 0 | 0 | 0 | 119 |
| Central Coast (DM) | 10 | 0 | 131 | 4 | 1 | 2 | 0 | 0 | 5 | 1 | 46 | 1 | 1 | 0 | 0 | 202 |
| Circular Head (DM) | 2 | 1 | 47 | 9 | 0 | 2 | 0 | 0 | 2 | 0 | 24 | 0 | 0 | 0 | 0 | 87 |
| Clarence City (M) | 6 | 1 | 114 | 20 | 1 | 9 | 1 | 1 | 10 | 1 | 22 | 4 | 3 | 0 | 0 | 193 |
| Clarence City (DM) | 6 | 0 | 321 | 12 | 1 | 9 | 0 | 1 | 6 | 0 | 60 | 2 | 4 | 0 | 0 | 422 |
| Derwent Valley (M) | 5 | 0 | 34 | 0 | 0 | 1 | 0 | 0 | 2 | 0 | 6 | 0 | 0 | 0 | 0 | 48 |
| Derwent Valley (DM) | 5 | 0 | 47 | 5 | 0 | 1 | 0 | 0 | 0 | 0 | 17 | 0 | 0 | 0 | 0 | 75 |
| Devonport City (M) | 1 | 0 | 63 | 17 | 0 | 5 | 0 | 0 | 12 | 0 | 14 | 1 | 1 | 1 | 0 | 115 |
| Devonport City (DM) | 1 | 0 | 138 | 15 | 0 | 6 | 0 | 0 | 6 | 0 | 27 | 2 | 1 | 0 | 0 | 196 |
| Dorset (M) | 1 | 1 | 33 | 5 | 0 | 1 | 0 | 0 | 2 | 0 | 6 | 0 | 0 | 0 | 0 | 49 |
| Flinders (DM) | 0 | 0 | 10 | 0 | 0 | 0 | 0 | 0 | 0 | 0 | 6 | 0 | 0 | 0 | 0 | 16 |
| George Town (M) | 2 | 0 | 39 | 11 | 1 | 2 | 1 | 0 | 5 | 4 | 6 | 0 | 0 | 0 | 0 | 71 |
| Glamorgan-Spring Bay (DM) | 1 | 0 | 53 | 0 | 0 | 0 | 0 | 0 | 4 | 4 | 48 | 0 | 0 | 0 | 0 | 110 |
| Glenorchy City (M) | 2 | 2 | 104 | 24 | 0 | 10 | 0 | 0 | 11 | 3 | 35 | 7 | 2 | 3 | 0 | 203 |
| Glenorchy City (DM) | 0 | 0 | 254 | 21 | 1 | 10 | 0 | 0 | 6 | 1 | 76 | 2 | 0 | 3 | 0 | 374 |
| Hobart City (LM) | 20 | 1 | 100 | 0 | 5 | 16 | 1 | 0 | 30 | 2 | 16 | 3 | 0 | 0 | 0 | 194 |
| Hobart City (DLM) | 20 | 0 | 302 | 31 | 2 | 7 | 0 | 1 | 22 | 0 | 50 | 6 | 3 | 1 | 0 | 445 |
| Huon Valley (M) | 1 | 0 | 80 | 17 | 0 | 3 | 0 | 0 | 7 | 1 | 18 | 0 | 0 | 0 | 0 | 127 |
| Huon Valley (DM) | 1 | 0 | 116 | 2 | 0 | 3 | 0 | 0 | 3 | 1 | 114 | 0 | 0 | 0 | 0 | 240 |
| King Island (M) | 0 | 0 | 2 | 0 | 0 | 0 | 0 | 0 | 0 | 0 | 1 | 0 | 0 | 0 | 0 | 3 |
| King Island (DM) | 0 | 0 | 8 | 2 | 0 | 0 | 0 | 0 | 0 | 0 | 1 | 0 | 0 | 0 | 0 | 11 |
| Kingborough (M) | 5 | 0 | 40 | 2 | 0 | 2 | 0 | 0 | 6 | 0 | 8 | 2 | 0 | 0 | 0 | 65 |
| Kingborough (DM) | 5 | 0 | 139 | 7 | 0 | 3 | 0 | 0 | 6 | 0 | 37 | 4 | 0 | 0 | 0 | 201 |
| Latrobe (M) | 2 | 0 | 19 | 13 | 0 | 0 | 0 | 0 | 2 | 0 | 6 | 1 | 0 | 0 | 0 | 43 |
| Launceston City (DM) | 3 | 8 | 411 | 48 | 1 | 14 | 1 | 0 | 22 | 4 | 73 | 5 | 7 | 2 | 0 | 599 |
| Meander Valley (M) | 1 | 0 | 62 | 13 | 0 | 1 | 0 | 1 | 10 | 0 | 32 | 4 | 0 | 1 | 0 | 125 |
| Meander Valley (DM) | 1 | 0 | 204 | 14 | 0 | 0 | 1 | 0 | 9 | 0 | 40 | 4 | 0 | 0 | 0 | 273 |
| Northern Midlands (DM) | 3 | 0 | 105 | 17 | 2 | 1 | 0 | 0 | 2 | 4 | 48 | 0 | 0 | 0 | 0 | 182 |
| Sorell (M) | 0 | 0 | 23 | 11 | 0 | 0 | 0 | 0 | 2 | 0 | 9 | 1 | 1 | 0 | 0 | 47 |
| Sorell (DM) | 0 | 0 | 90 | 0 | 1 | 0 | 0 | 0 | 2 | 0 | 16 | 0 | 0 | 0 | 0 | 109 |
| Southern Midlands (M) | 3 | 2 | 26 | 0 | 0 | 1 | 0 | 0 | 0 | 1 | 4 | 1 | 0 | 0 | 0 | 38 |
| Southern Midlands (DM) | 2 | 0 | 53 | 0 | 0 | 1 | 0 | 0 | 0 | 1 | 11 | 2 | 0 | 0 | 0 | 70 |
| Tasman (M) | 5 | 0 | 0 | 2 | 0 | 0 | 0 | 0 | 0 | 0 | 2 | 0 | 0 | 0 | 0 | 9 |
| Tasman (DM) | 5 | 0 | 25 | 2 | 0 | 0 | 0 | 0 | 1 | 0 | 5 | 0 | 0 | 0 | 0 | 38 |
| Waratah-Wynyard (M) | 3 | 0 | 46 | 4 | 0 | 1 | 7 | 0 | 11 | 0 | 14 | 0 | 0 | 0 | 0 | 86 |
| Waratah-Wynyard (DM) | 3 | 0 | 69 | 3 | 0 | 0 | 0 | 0 | 4 | 0 | 18 | 0 | 0 | 1 | 0 | 98 |
| West Coast (DM) | 2 | 0 | 23 | 2 | 0 | 2 | 0 | 0 | 0 | 0 | 7 | 2 | 0 | 0 | 0 | 38 |
| West Tamar (M) | 7 | 0 | 32 | 13 | 0 | 0 | 0 | 0 | 8 | 8 | 13 | 0 | 1 | 0 | 0 | 82 |
| West Tamar (DM) | 0 | 1 | 97 | 2 | 0 | 0 | 0 | 0 | 6 | 6 | 27 | 1 | 0 | 0 | 0 | 140 |
| State total | 169 | 19 | 3 737 | 370 | 17 | 119 | 18 | 4 | 252 | 42 | 1 067 | 65 | 27 | 14 | 0 | 5 923 |


STAGE 3: Ballot papers admitted & formality

| Council | Declarations admitted | Ballot paper adjustment | Total ballot papers | Informal ballot papers | Formal ballot papers | Informality rate |
|----------------------|-----------------------|-------------------------|---------------------|------------------------|----------------------|------------------|
| Break O'Day | 3 544 | 0 | 3 544 | 53 | 3 491 | 1.50% |
| — Mayor | | 0 | 3 544 | 28 | 3 516 | 0.79% |
| — Deputy Mayor | | 5 | 3 539 | 70 | 3 469 | 1.98% |
| Brighton | 3 984 | 0 | 3 984 | 79 | 3 905 | 1.98% |
| — Mayor | | 0 | 3 984 | 83 | 3 901 | 2.08% |
| Burnie City | 8 945 | 4 | 8 941 | 110 | 8 831 | 1.23% |
| — Mayor | | 4 | 8 941 | 65 | 8 876 | 0.73% |
| — Deputy Mayor | | 4 | 8 941 | 134 | 8 807 | 1.50% |
| Central Coast | 9 064 | 2 | 9 062 | 208 | 8 854 | 2.30% |
| — Mayor | | 4 | 9 060 | 119 | 8 941 | 1.31% |
| — Deputy Mayor | | 3 | 9 061 | 202 | 8 859 | 2.23% |
| Central Highlands | 1 669 | 4 | 1 665 | 13 | 1 652 | 0.78% |
| Circular Head | 3 531 | 0 | 3 531 | 35 | 3 496 | 0.99% |
| — Deputy Mayor | | 0 | 3 531 | 87 | 3 444 | 2.46% |
| Clarence City | 19 086 | 8 | 19 078 | 403 | 18 675 | 2.11% |
| — Mayor | | 8 | 19 078 | 193 | 18 885 | 1.01% |
| — Deputy Mayor | | 9 | 19 077 | 422 | 18 655 | 2.21% |
| Derwent Valley | 3 603 | 0 | 3 603 | 63 | 3 540 | 1.75% |
| — Mayor | | 0 | 3 603 | 48 | 3 555 | 1.33% |
| — Deputy Mayor | | 0 | 3 603 | 75 | 3 528 | 2.08% |
| Devonport City | 10 059 | 2 | 10 057 | 177 | 9 880 | 1.76% |
| — Mayor | | 2 | 10 057 | 115 | 9 942 | 1.14% |
| — Deputy Mayor | | 2 | 10 057 | 196 | 9 861 | 1.95% |
| Dorset | 3 711 | 4 | 3 707 | 56 | 3 651 | 1.51% |
| — Mayor | | 4 | 3 707 | 49 | 3 658 | 1.32% |
| Flinders | 626 | 0 | 626 | 3 | 623 | 0.48% |
| — Deputy Mayor | | 0 | 626 | 16 | 610 | 2.56% |
| George Town | 3 225 | 12 | 3 213 | 30 | 3 183 | 0.93% |
| — Mayor | | 14 | 3 211 | 71 | 3 140 | 2.21% |
| Glamorgan-Spring Bay | 2 348 | 11 | 2 337 | 72 | 2 265 | 3.08% |
| — Deputy Mayor | | 12 | 2 336 | 110 | 2 226 | 4.71% |
| Glenorchy City | 17 050 | 21 | 17 029 | 379 | 16 650 | 2.23% |
| — Mayor | | 16 | 17 034 | 203 | 16 831 | 1.19% |
| — Deputy Mayor | | 19 | 17 031 | 374 | 16 657 | 2.20% |
| Hobart City | 18 312 | 5 | 18 307 | 519 | 17 788 | 2.83% |
| — Mayor | | 0 | 18 312 | 192 | 18 120 | 1.05% |
| — Deputy Mayor | | 5 | 18 307 | 445 | 17 862 | 2.43% |

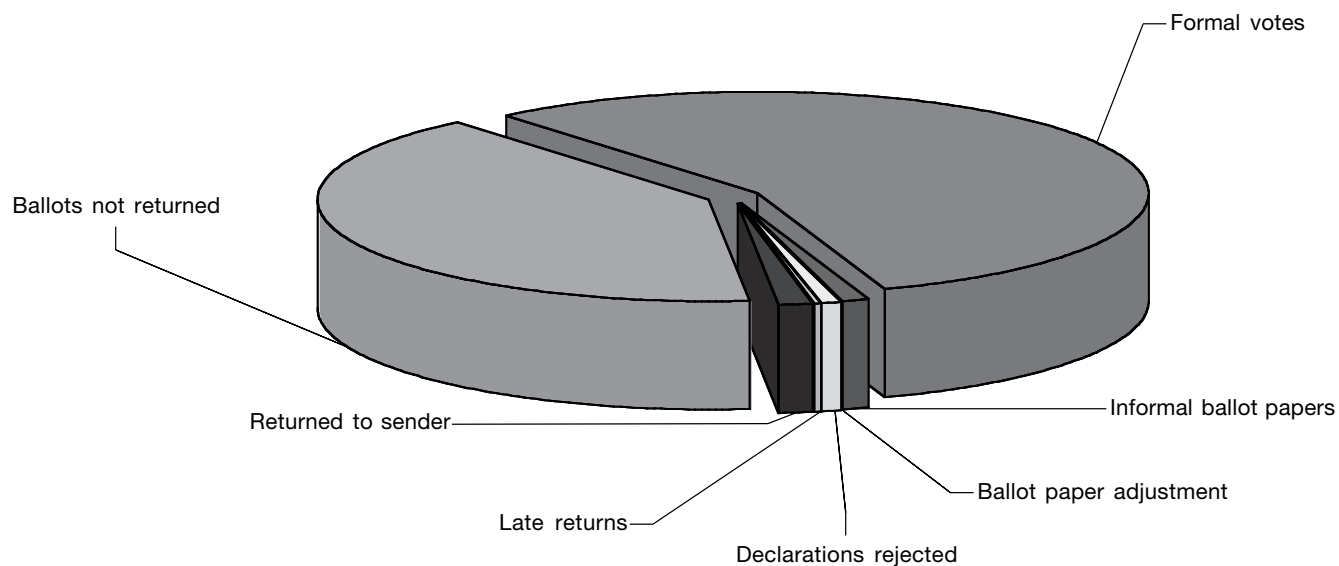
STAGE 3: Ballot papers admitted & formality—continued

| Council | Declarations admitted | Ballot paper adjustment | Total ballot papers | Informal ballot papers | Formal ballot papers | Informality rate |
|---------------------|-----------------------|-------------------------|---------------------|------------------------|----------------------|------------------|
| Huon Valley | 6 704 | 9 | 6 695 | 90 | 6 605 | 1.34% |
| — Mayor | | 9 | 6 695 | 127 | 6 568 | 1.90% |
| — Deputy Mayor | | 10 | 6 694 | 240 | 6 454 | 3.59% |
| King Island | 967 | 1 | 966 | 15 | 951 | 1.55% |
| — Mayor | | 1 | 966 | 3 | 963 | 0.31% |
| — Deputy Mayor | | 1 | 966 | 11 | 955 | 1.14% |
| Kingborough | 11 930 | 10 | 11 920 | 318 | 11 602 | 2.67% |
| — Mayor | | 10 | 11 920 | 65 | 11 855 | 0.55% |
| — Deputy Mayor | | 10 | 11 920 | 201 | 11 719 | 1.69% |
| Latrobe | 3 761 | 2 | 3 759 | 42 | 3 717 | 1.12% |
| — Mayor | | 4 | 3 757 | 43 | 3 714 | 1.14% |
| Launceston City | 23 679 | 24 | 23 655 | 488 | 23 167 | 2.06% |
| — Deputy Mayor | | 22 | 23 657 | 599 | 23 058 | 2.53% |
| Meander Valley | 7 536 | 4 | 7 532 | 145 | 7 387 | 1.93% |
| — Mayor | | 4 | 7 532 | 125 | 7 407 | 1.66% |
| — Deputy Mayor | | 4 | 7 532 | 273 | 7 259 | 3.62% |
| Northern Midlands | 5 549 | 3 | 5 546 | 91 | 5 455 | 1.64% |
| — Deputy Mayor | | 4 | 5 545 | 182 | 5 363 | 3.28% |
| Sorell | 4 676 | 7 | 4 669 | 73 | 4 596 | 1.56% |
| — Mayor | | 6 | 4 670 | 47 | 4 623 | 1.00% |
| — Deputy Mayor | | 6 | 4 670 | 109 | 4 561 | 2.33% |
| Southern Midlands | 2 590 | 0 | 2 590 | 27 | 2 563 | 1.04% |
| — Mayor | | 0 | 2 590 | 38 | 2 552 | 1.47% |
| — Deputy Mayor | | 1 | 2 589 | 70 | 2 519 | 2.70% |
| Tasman | 1 512 | 7 | 1 505 | 13 | 1 492 | 0.86% |
| — Mayor | | 7 | 1 505 | 9 | 1 496 | 0.60% |
| — Deputy Mayor | | 7 | 1 505 | 38 | 1 467 | 2.52% |
| Waratah-Wynyard | 6 033 | 0 | 6 033 | 99 | 5 934 | 1.64% |
| — Mayor | | 0 | 6 033 | 86 | 5 947 | 1.43% |
| — Deputy Mayor | | 0 | 6 033 | 98 | 5 935 | 1.62% |
| West Coast | 2 397 | 0 | 2 397 | 20 | 2 377 | 0.83% |
| — Deputy Mayor | | 0 | 2 397 | 38 | 2 359 | 1.59% |
| West Tamar | 8 007 | 3 | 8 004 | 130 | 7 874 | 1.62% |
| — Mayor | | 3 | 8 004 | 82 | 7 922 | 1.02% |
| — Deputy Mayor | | 10 | 7 997 | 140 | 7 857 | 1.75% |
| State totals | 194 908 | 373 | 525 772 | 9 672 | 516 100 | 1.84% |
| Councillors | | 143 | 193 955 | 3 751 | 190 204 | 1.93% |
| Mayors | | 96 | 154 203 | 1 791 | 152 412 | 1.16% |
| Deputy Mayors | | 134 | 177 614 | 4 130 | 173 484 | 2.33% |

Break up of postal votes—councillors only



| | Formal votes | Informal ballot papers | Ballot paper adjustments | Declarations rejected | Late returns | Returned to sender | Ballots not returned |
|------------|--------------|------------------------|--------------------------|-----------------------|--------------|--------------------|----------------------|
| Total | 190 204 | 3 751 | 143 | 2 805 | 1 097 | 3 964 | 138 319 |
| Percentage | 55.90% | 1.10% | 0.04% | 0.82% | 0.32% | 1.16% | 40.65% |



Councillors, Mayors & Deputy Mayors

As at July 2003

(Councillors are generally listed in order of election)

(Includes Kentish Council details at end of section)

Break O'Day

Mayor

term ends 2004
SLATER Stephen Gordon

Deputy Mayor

term ends 2004
OSBORNE Margaret

9 Councillors (Aldermen)

term ends 2006
WARREN John
LEGGE Robert William
OSBORNE Margaret
CATO Vic

term ends 2004
SALTER Stephen Gordon
DALY W J (Bill)
LE FEVRE John
McGIVERON John Charles
HOLDER Henry

Brighton Council

Mayor

term ends 2004
FOSTER Tony

Deputy Mayor

term ends 2004
JEFFRIES Ted

9 Councillors

term ends 2006
CURRAN Barbara
FITZPATRICK Kate
GEARD Peter John
TAYLOR Geoff

term ends 2004
FOSTER Tony
JEFFRIES Ted
OWEN Philip
FITZPATRICK Cris
DePAOLI Matt*

Note – Councillor Matt DePaoli resigned on 1 July 2003 and was replaced by Wayne Garlick at a recount.

Burnie City Council

Mayor

term ends 2004
BOYD Alwyn

Deputy Mayor

term ends 2004
MUNRO John

10 Councillors

term ends 2006
BOYD Alwyn
WINTER Colin
MUNRO John
GREEN Stephen

term ends 2004
BLIZZARD Jan
ALTIMIRA Jim
FRENCH Sandra
SAMEC Sam
ELPHINSTONE Ross L
BLACKLOW Bob

Central Coast Council

Mayor

term ends 2004
DOWNIE Mike

Deputy Mayor

term ends 2004
ROBERTSON Brian

12 Councillors

term ends 2006
ROBERTSON Brian
HAINES Ken
DRY David
EDWARDS Jan
DEACON John
SMITH Julie

term ends 2004
DOWNIE Mike
COOPER Rodney
VANDERFEEN Andrew
BARKER Warren
MARSHALL Beryl
McKENNA Terry

Central Highlands Council

Mayor

term ends 2004
FLINT Deidre

Deputy Mayor

term ends 2004
BOWDEN Richard

9 Councillors

term ends 2006
FLINT Deidre
DOWNIE Andrew
GUDGE David
HONNER Julie

term ends 2004
BOWDEN Richard
SHOOBRIDGE John Rupert
MONKS Janet
TOMLIN Nigel
EDGELL Henry

Circular Head Council

Mayor

term ends 2004

HINE Ross

Deputy Mayor

term ends 2004

QUILLIAM Daryl H

9 Councillors

term ends 2006

HINE Ross

WILSON Darren F

OLDAKER John

FLOWERS Rodney

SMITH James

term ends 2004

BUCKBY Michael

WELLS Graham

QUILLIAM Daryl

CHARLES Bernard John

Clarence City Council

Mayor

term ends 2004

EDWARDS Cathy

Deputy Mayor

term ends 2004

CAMPBELL Jock

12 Councillors (Aldermen)

term ends 2006

EDWARDS Cathy

DOUST Doug

WILSON Deidre

JAMES Richard

PEERS John Phillip

TRAYNOR David

term ends 2004

CAMPBELL Jock

McMANUS Martin

CHIPMAN Doug

RYAN Bill

EVANS Beverley

BLOMELEY Brendan

Derwent Valley Council

Mayor

term ends 2004

CRACKNELL Nick

Deputy Mayor

term ends 2004

NICHOLSON Tony

9 Councillors

term ends 2006

CRACKNELL Nick

KEMP Leon

BROMFIELD Judy

WILLIAMS Ray

FARRELL Craig

term ends 2004

CRAW Hilary

LATHEY Barry

NICHOLSON Tony

PARKER Richard

Devonport City Council

Mayor

term ends 2004

HOLLISTER Peter Graham

Deputy Mayor

term ends 2004

MATTHEWS Jeff

12 Councillors (Aldermen)

term ends 2006

GREEN Robyn

BARDEN Rodney (Jake)

WILSON Bill

LAYCOCK Lynn

HILL Maurice

GOODWIN Grant Francis

term ends 2004

HOLLISTER Peter

BERWICK Kerry*

MILBURN Graeme

MATTHEWS Jeff

COLE Brian (Snapper)

GILL Marie Patricia

Note – Councillor Kerry Berwick (deceased) was replaced by RJ (Bob) Marshall at a recount.

Dorset Council

Mayor

term ends 2004

PARTRIDGE Peter William

Deputy Mayor

term ends 2004

RATTRAY-WAGNER Tania

9 Councillors

term ends 2006

RATTRAY-WAGNER Tania

CARSWELL John T

ARNOLD Steven

WILLIAMS John

term ends 2004

THORNE Yvonne

PARTRIDGE Peter William

McLENNAN Roger M

RICE Ron

THOMPSON Patricia

Flinders Council

Mayor

term ends 2004

COOPER Helen D*

Deputy Mayor

term ends 2004

KLUG Terence

7 Councillors

term ends 2006

COOPER Helen D

MASON Lynn

BLUNDSTONE Kelly

DOBLE Fred

term ends 2004

COX Carol D

MASON Stephen

KLUG Terence George

Note – Councillor and Mayor Helen D Cooper resigned on 28 April 2003 and was replaced by Terence Klug (Mayor) and Lois Ireland (Councillor) at a by-election.

George Town Council

Mayor

term ends 2004

ARCHER Lawrence

Deputy Mayor

term ends 2004

BURT Doug

9 Councillors

term ends 2006

ARCHER Lawrence

BARWICK Heather J

WIDDOWSON John

TAYLOR Andrew

BURT Doug

term ends 2004

SMITH June

WALLACE Bob

GEALE Stephen Norman

MACKRILL Don

Glamorgan-Spring Bay Council

Mayor

term ends 2004

ARNOL Cheryl

Deputy Mayor

term ends 2004

JOHNSTON Craig

9 Councillors

term ends 2006

ARNOL Cheryl

ANDERSEN Nick

BAILEY Vernon

CRAWFORD Martin John

term ends 2004

BAILEY E A (Bill)

CLARK Russell

JOHNSTON Craig

MOREY Peter

PARKER Richard

Glenorchy City Council

Mayor

term ends 2004

MARTIN Terry

Deputy Mayor

term ends 2004

SLADE Stuart

12 Councillors (Aldermen)

term ends 2006

MARTIN Terry

LUCAS Christine

TAYLOR Adriana

NIELSEN Haydyn

JONES Nigel John

SLADE Ben

term ends 2004

SLADE Stuart

RIDLER Peter William

MANSON Jim

MAV Steve

GUY Mary

MAGINNIS Jacquie

Hobart City Council

Lord Mayor

term ends 2004

VALENTINE Rob

Deputy Lord Mayor

term ends 2004

RUZICKA Eva

12 Councillors (Aldermen)

term ends 2006

RUZICKA Eva

ARCHER Lyn

HAYES Eric

BRISCOE Jeff

CHRISTIE Ron

HINES Mat

term ends 2004

VALENTINE Rob

FREEMAN John

ZUCCO Marti

HAIGH Darlene

SEXTON Peter Thomas

JONES Patsy

Huon Valley Council

Mayor

term ends 2004
ARMSTRONG Robert

Deputy Mayor

term ends 2004
DILLON Laurie

9 Councillors

term ends 2006
ARMSTRONG Robert
SMITH Liz
DOYLE Gary
PAUL Ian

term ends 2004
WILSON Mike
McKIBBEN Scott
DILLON Laurie
COAD Peter
HERON Bruce

King Island Council

Mayor

term ends 2004
BREWSTER David

Deputy Mayor

term ends 2004
BARRATT Greg

9 Councillors

term ends 2006
GRAHAM Neil
GRAHAM Stephanie
BREWSTER John H
CONLEY Royce

term ends 2004
BREWSTER David
BARRATT Greg
PHILBEY Vernon
ARNOLD Charles Stuart
PAYNE Judith

Kingborough Council

Mayor

term ends 2004
HAZELL Donald

Deputy Mayor

term ends 2004
WASS Steve

12 Councillors

term ends 2006
HAZELL Donald
FOX Flora
BOWMAN Noel
BUSH Julian
BUCHAN Fiona
McGINNISS Roger

term ends 2004
WASS Steve
BAPTIST Simon
BURY Graham
CHATTERTON Paul
BARTLETT Beth
GRACE David

Latrobe Council

Mayor

term ends 2004
CAMPBELL Robert W (Bert)*

Deputy Mayor

term ends 2004
ROCKLIFF Rick

9 Councillors

term ends 2006
GAFFNEY Mike
ROCKLIFF Rick
SIMS Garry
PARKER Dudley
PERKINS John

term ends 2004
CAMPBELL Robert W (Bert)
BEVERIDGE Rob
HUGHES John
THORNE Des

Note – Council and Mayor Robert W (Bert) Campbell (deceased) was replaced by Mike Gaffney (Mayor) and Mike McLaren (Councillor) at a by-election.

Launceston City Council

Mayor

term ends 2004
DICKENSON Janie

Deputy Mayor

term ends 2004
WADDLE Annette

12 Councillors (Aldermen)

term ends 2006
DEAN Ivan
WADDLE Annette
CAMPBELL Jodie
PECK Tony
SMART Margot
NOTT Frank

term ends 2004
BEAMS Graeme
McKENDRICK Robin
SHIPP Ray
DICKENSON Janie
WALTERS Joan
ROUTLEY Ian

Meander Valley Council

Mayor

term ends 2004
SHELTON Mark

Deputy Mayor

term ends 2004
JOHNSTONE Ray

9 Councillors

term ends 2006
SHELTON Mark
DORNAUF Jenny
FELLOWS Geoff
FERGUSON Michael

term ends 2004
LOONE Bob
FROST Pat
JOHNSTONE Ray
RICHARDSON Bob
JONES Lester

Northern Midlands Council

Mayor

term ends 2004
POLLEY Kim

Deputy Mayor

term ends 2004
McSHANE Don

9 Councillors

term ends 2006
POLLEY Kim
McSHANE Don
ANDERSON Russell
DOWLING Tru

term ends 2004
DOWNIE David J
CHUGG David
BARNES Marie
PITT Len
CARINS Jeff

Sorell Council

Mayor

term ends 2004
TORENIUS Carmel

Deputy Mayor

term ends 2004
EVANS Graeme

9 Councillors

term ends 2006
EVANS Graeme
CURTAIN Barry
McDERMOTT Tony
PRIOR Sharon
WARD Keith

term ends 2004
TORENIUS Carmel
DEGRASSI Kerry
RHEINBERGER Jack
PURDON Mike

Southern Midlands Council

Mayor

term ends 2004
HOWLETT Colin

Deputy Mayor

term ends 2004
WIGGINS Scott

9 Councillors

term ends 2006
BEVAN Colin
SCOTT Helen
FISH Donald
GEARD Stephen

term ends 2004
HOWLETT Colin H
BISDEE Tony
MANNING Des
TANKARD Patrick
CONNORS Marie

Tasman Council

Mayor

term ends 2004
WILSON Peter John

Deputy Mayor

term ends 2004
SELF Roger

9 Councillors

term ends 2006
WILSON Peter John
FAZACKERLEY Joan
DOBNER Guy A
ALEXANDER Gary
SPAULDING Kelly

term ends 2004
SELF Roger
WIGGINS Bruce Raymond
MANSFIELD Dennis
HEYWARD Keith

Waratah-Wynyard Council

Mayor

term ends 2004

CHALK Roger G

Deputy Mayor

term ends 2004

HYLAND Kevin

10 Councillors

term ends 2006

CHALK Roger G

HYLAND Kevin

BRAMICH Gary

FRIEDERSDORFF Alwyn

RANSLEY A Francis

term ends 2004

FENTON Malcolm Ian

MOORE David

FRENCH W A (Bill)

FAIRBROTHER Darren

CALVERT Dorothy

West Coast Council

Mayor

term ends 2004

GERRITY Darryl

Deputy Mayor

term ends 2004

STEBBINGS Glenda

9 Councillors

term ends 2006

GERRITY Darryl

McGUSHIN Gerry

MEDWIN Alwyn Robert

STEBBINGS Glenda

term ends 2004

DRAKE Anne

WALLER Murray D

REID Peter

GARDINER Brian

VICKERS Ted

West Tamar Council

Mayor

term ends 2004

EASTHER Barry Maxwell

Deputy Mayor

term ends 2004

KEARNEY Peter

9 Councillors

term ends 2006

EASTHER Barry Maxwell

BEAMS Steve

ROACH Trevor William

WALTERS H G (Smokey)

LAMBERT Vivienne

term ends 2004

BURR Max

KEARNEY Peter

DODDY Peter

LEAVER Laurie

Kentish Council (Election held 25 June 2003)

Mayor

term ends 2004

BRAID Ian

Deputy Mayor

term ends 2004

SHERRIFF Wayne

10 Councillors

term ends 2006

BRAID Ian

SHERRIFF Wayne

LAMBERT Kathryn

HABERLE Mike

THWAITES Don

term ends 2004

JORDAN Des

JONES Cheryl

KEDDIE Andrew

BURROWS Henry

COOPER Tony

Casual Vacancies

since 2000 election

Recounts to fill casual vacancies between 2000 & 2002 elections

| Date | Councillor vacating office | Councillor elected |
|-------------------------------------|--|--|
| Break O'Day Council | | |
| 28 September 2001 | Tony Rawnsley | Vic Cato |
| Derwent Valley Council | | |
| 9 July 2001 | Robert Wall | Wayne A Shoobridge |
| Glamorgan-Spring Bay Council | | |
| 16 August 2001 | Donald Williams Kim White Christopher Holloway | Terry French Geoff Whitton Wanda Garrett |
| Huon Valley Council | | |
| 27 March 2002 | Mary O'Doherty | Adam Burling |
| Waratah-Wynyard Council | | |
| 15 November 2000 2 February 2001 | Geoff Allen Andrew Beswick | Sue Walsh Dorothy Calvert |

By-elections to fill casual vacancies between 2000 & 2002 elections

| | | |
|--------------------------------|---------------------|------------------|
| Huon Valley Council | | |
| 24 July 2001 | Greg Norris | Mike Wilson |
| Huon Valley Council | | |
| 24 July 2001 | Greg Norris (mayor) | Robert Armstrong |
| Launceston City Council | | |
| 20 February 2002 | John Lees | Jodie Campbell |
| Launceston City Council | | |
| 20 February 2002 | John Lees (mayor) | Janie Dickenson |

Recounts & by-elections to fill casual vacancies after 2002 elections

Devonport City Council (by-election)

5 February 2003

Kerry Berwick

RJ (Bob) Marshall

Latrobe Council (recount)

18 March 2003

Bert Campbell

Mike Gaffney (mayor)
Mike McLaren

Flinders Council (by-election)

17 June 2003

Helen Cooper

Terence Klugg (mayor)
Lois Ireland

Brighton Council (recount)

14 July 2003

Matt DePaoli

Wayne Garlick

Electors Polls

since 2000 election



2002 LOCAL GOVERNMENT ELECTIONS

West Tamar Council

Result of Elector Poll

A poll was conducted for the West Tamar Council in conjunction with the 2002 elections. Electors were asked this question—


Which method of water pricing do you prefer?

Method A—two part pricing system, or
Method B—fixed charge pricing system.

The results were as follows—

| | | | |
|---------------|-------|-------|--------|
| Method A..... | 3 774 | | 50.85% |
| Method B..... | 3 648 | | 49.15% |
| Informal..... | 574 | | |
| Total | 7 996 | | |

Davin Foulkes RETURNING OFFICER
1 November 2002



ELECTOR POLL RESULT



Kentish Council

Kentish Council requested the Tasmanian Electoral Office to conduct an elector poll on its behalf. The poll closed at 10 am on 8 April 2003.

The elector poll asked the question –

Do you want to keep Kentish as a separate municipal area?

The results were as follows

| | |
|-------------------------|-------|
| Yes | 2,278 |
| No | 384 |
| Informal votes | 5 |
| Total | 2,667 |
| Electors enrolled | 3,843 |

Bob Batchelor RETURNING OFFICER 8 April 2003

5659

Level 2 Telstra Centre 70 Collins Street
(GPO Box 300) Hobart TAS 7001
Phone 6233 2000 or 1800 801 701 Fax 6224 0217
www.electoral.tas.gov.au ballot.box@electoral.tas.gov.au

Examples of items in a postal ballot pack


Sorting marks

LOCAL GOVERNMENT ELECTIONS
Support the Locals.

Delivery Address:
 Locked Bag 107
 HOBART TAS 7001

No stamp required
 if posted in Australia




 The Returning Officer
 Brighton Council Election
 Tasmanian Electoral Office
 Reply Paid 75390
 HOBART TAS 7001

Reply Paid envelope


Ballot Paper Envelope

Sign the voter's declaration on the flap below and leave it attached—or your vote will not be counted.

VOTER'S DECLARATION

I am the voter named on this envelope.
 I voted on the ballot paper in this envelope.

Sign here...

 Have you changed your name or address?
 Please write your new details here.

Perforations

Ballot paper envelope (front)

Ballot Paper Envelope

- After you've voted, put your ballot paper into this envelope and seal it.
- Sign the declaration flap on the other side and leave it attached.
 The Returning Officer will remove it before opening the envelope.
- Put this envelope into the Reply Paid Envelope and post it straight away.

For your information...

This ballot paper envelope has been specially designed to ensure the secrecy of your vote. All returned envelopes are kept unopened under tight security until they are checked for validity.

After the close of the poll and all the sealed envelopes have been verified, the flaps showing each elector's personal details and signatures are removed by the Returning Officer, in the presence of witnesses, *before* the envelopes are opened.

Still in the presence of witnesses, the separated and now quite anonymous envelopes are opened in large random batches *before* the unidentified ballot papers are finally removed for examination and counting.

Ballot paper envelope (back)



2002 LOCAL GOVERNMENT ELECTIONS



Voting instructions & candidate statements

There are 3 elections being held for Brighton Council.

- 4 Councillors — 15 candidates
- Mayor — 3 candidates
- Deputy Mayor — 1 candidate (no ballot required)

Your postal ballot pack also contains—

- 2 ballot papers on one fold-out sheet
- a ballot paper envelope—to be signed
- a reply paid envelope

**Your vote must be received by
10 am on Tuesday 29 October 2002**

Support the Locals.

Voting instructions

Follow these five easy steps...

STEP ONE Consider your vote

The candidates have provided statements for your information. They are printed in alphabetical order in this brochure. Please note that the names on the ballot papers may not be in the same order.

Get to know the candidates before you vote.

STEP TWO Cast your vote

When you have decided how you wish to vote, number all the boxes on each ballot paper from 1 onwards in the order of your choice.

STEP THREE Make your vote secret

Put your completed ballot papers in the ballot paper envelope and seal it securely.

STEP FOUR Validate your vote

Sign your ballot paper envelope.

Your vote won't be counted if you don't sign this envelope.

Then put your ballot paper envelope in the reply paid envelope and seal it.

STEP FIVE Post your vote

Post your reply paid envelope straight away. No stamp is needed.

**Don't delay—
late votes won't be counted!**

Queries? Call 1800 801 701

Election of 4 COUNCILLORS

CANDIDATE One

Xxxxxxxxxxxxxxxxxxxxxx xxx xxxx xxxxxxxx xx xx xxxxx xx xxx xxxxxxxxxxxx
xxxxxxxxx xx xxxxxxxx xx xxx xxx xxxxxxxx.

X xxxx xxx xxxxxxxxxxxx xxx xxxxxxxxxxxx xx xxxxxxxx xxx xxxxxxxx xx xxx
xxxxxxxxxxxxxxxx—

- xxxxxxxxxxxx xxxxxxxxxxxxxxxx xxxxxxxx xxxxxxxx xxx xxxxxxxxxxxx
- xxxxxxxxxxxx xxx xxxxxxxx xx xxxxx xxxxxxxx xxx xxxxxxxx xxxxxxxxxxxxxxxx xxx
xxxxxxxx xxxxxxxxxxxx
- xxxxxxxxxxxxxxxx xxx xxxxxxxxxxxx xx xxx xxxxxxxxxxxxxxxx xxxxxxxxxxxxxxxx
- xxxxxxxxxxxxxxxx xxx xxxxxxxxxxxxxxxx xxxxxxxxxxxxxxxx
- xxxxxxxxxxxx xx xxx xxxxxxxxxxxxxxxx xxxxxxxx xxx xxxxxxxxxxxxxxxx xxxxxxxx xxx
xxxxxxxx xx xxx xxxxx, xxxxxxxxxxxxxxxx xxxxxxx xxxxxxxxxxxxxxxx
- xxxxxxxxxxxx xxxxxxxxxxxx xx xxx xxxxx xxxxxxxxxxxx xx x xxxxxxxxxxxxxxxx xxxxx
- xxxxxxxxxxxx xxxxxxxxxxxx xx xxxxxxxx xx xxx xxxxxxxxxxxxxxxx

X xxxx x xxxxxx xxxxxxxxxxxxxxxx xx x xxxxxxxxxxxxxxxx, x xxxxxxxxxxxxxxxx xx xxxxxx xxxx xxx
xxx, xxxxxxxx x xxxxxx xxxxxxxxxxxx xx Xxxxxxxxx. Xxxxxxxxx xx xxxxxxxxxxxxxxxxxxxx xx
xxxxxxxxxxxxx xxxxxxxx X xxxxxxxxxxx xxxxx xxxxx xx xxxxxxxx xxx xxxxxxxxxxxxxxxx. X
xxxxx xxxxx xxx xxxxxxxx xxxxxxxxxxxxxxxxxxxxxxxx xxx xxx.

X xxx xxx xxxxx xxxxxxxxxxxxxxxxxxxx.

CANDIDATE Two

Xxx xxxxxxxxxxxxxxxx xx xxx xxxxxxxx xx Xxxxxxxxx. Xx xxxx xxxqxx xxxxx xxx
xxxxxxxxxxxxx xxx xxxxx xxxxx x xxxxx xx xxxxxxxxxxxxxxx. X xxxxx xx xxxxx xx xxxxx x
xxxxx xxxxxxxx xx xxxxxxxxxxxxxxx xxxxx xxxxxxxx xx xxxxxxxx.

Xx x xxxxxx xx xxx Xxxxxxxxxxxxxx xxx Xxxxx Xxxxxxxxxxxxxx xxx x xxxxxxx
xx-xxxxxxxxxxxx xx xxx Xxxxxxxxxxxxxx/Xxxxxxxxxxxxxx Xxxxx Xxxxxxx Xxxxxxx
(XXX), X xxxxx xxx xxxxx xxxxx xx xxxxxx xxxxxxx xx xxx xxxxx xxxxx
xxxxxxxxxxxxxxxxxxxx xxx xxxxxxxxxxxxxxx xxxxxxx xxxxx xx xxxxxxxx xxxxxxxxxxxxxxx. X xxxxxxx
xx xxxxx xxxxxxxxxxxxxxx xx xxxxxx xxxxxxxxxxxxxxx xxx xxxxx xxxxxxxxxxxxxxx xx xxxxx xxx xxxxx
xxxxx, xxxxxxxx xxxxxxxxxxxxxxx, xxxxxxxxxxxxxxx xxxxxxxx, xxxxxx xxxxx xxxxxxxxxxxxxxx xxx
xxxxxxxxxxxx xxxxxxx.

X xxx xxx xxxxx xxx x xxxxx xxx xxxxxxxxxxxxxxxx xxxxxxxx. Xx xxxxx x xxxxxxx, x
xxxx xxx xxxxxxx xxxxxxxx xx xxxxx xxxxxxxx. X xxxxxxxx xx xxx xxxxx xx
xxxxxxxxxxxxx xxx xx xxxxxxxxxxxxxxx xxxxxxx xx xxx xxxxx xxx xxxxxxxx xxxxx
xxxxxxxx.

'Xxxxxxxxx xx, xxxxxxxx xx!'

Election of 4 COUNCILLORS

CANDIDATE Three

X xx xx xxxxxx xxx xxx xxxxx xx Xxxxxxxxxxxxxx xxx xxx xxxxx xx xxxxx. X xxx
xxxxxxxx xx xxxxxxxx xxxxx xx xxxxx, xxxxx xx xxxxxxx xxx xxxxxx xx xxxxxxxxxxxxxxx
xxx xxxxxxxxxxxxxxx xxxxx xxxxx xxxxx x xxxxxxxxxxx xxxxxxxxxxxxxxxxx xx xxxxxxx xxx
xxxx xx xxx xxx xxxxxxxxxxx. X xx xxxxxxxx xxxxxxxx xx xx xxxxxxxxxxx xxxxx—

- Xxxxxxxxx Xxxxxxxxx Xxxxxxxxx xx x xxxxxxxxxxx
- xxxxxxxxxxx xxxxxx xxx xxxxxxxxxxx xx Xxxxxxxxxxxxxx/Xxxxxxxxx xxxxxxx
xxxxxxxx xxxxxxxx
- xxxxxxxxxxx xx Xxxxxxxxx Xxxxxxxxx xxx Xxxxx Xxxx
- Xxxxxxxxx Xxxx Xxx Xxxx
- xxxxxxxxxxx xx xxx xxxxx xx xxxxxxxxxxxxxxx xxxxxxx xxx xxxxxx xxxxxxxxxxx

Xx xxxxxxxx xxx, xxxxx xxx xxxxxxx xx xxx xxxxx, xxxxxxxxxxx xxxxxxx, xxxxx
xxxxxxxxxxxx, xxxxxxxxxxxxxxx xxxxxx xxx xxxxxxxxxxxxxxx.

Xx xxxxxxxx X xxxxx xxxxx xx xxx xxxxx xxx xxx xxxxxxxxxxx xx Xxxxxxxxx.

CANDIDATE Four

Xxxxxx xx xxxx xx x xxxxxxxxxxx X xxxxx xxxxxxx xxxxx x xxx xxxxxx xx xx
xxxxxxxxxxxx xxxxxxx xxxxx xxx xxxxxxxxxxxxxxx xxx xxxxxxxxxxxxxxx xxxxxxx xx x
xxxxxxxx xxxxxxx, xxx x xxxxx-xxxxxx xx xxxxxxxxxxxxxxx, XX xxx
xxxxxxxxxxxxx xxxxxx.

X'x xxxxxxxxxxx xx xxxxxxxxxxx xxxxxx, xxxxx xxxxxxx xxxxx xx xxxxxxxxxxx, xxxxxxxxxxx, xxxxxxxx xxx xxxxxxxxxxxxxxx xxxxxxx xxx xxxxxxxxxxx. Xx xxxxxxx
X xxxxx xxxxx xx xxx xxx xxxxxxx xxxxx xx xxx xxxxxxxxxxx xx x xxxxxxxxxxxxxxx
xxxxxxxx xxxxxxxx xxxxxxxxxxxxxxx xxxxxxxxxxx'x xxxxxxxxxxxxxxx xx xxxxxx x
xxxxxxxxxxxx xxxxxxx.

Xxxxxx xx xxx xxxxxxxxxxx— Xxxxx xxx Xxxxxxxxx, Xxxxxxxxx Xxxxxxx
(xxxxxxxx), Xxxxxxxxx Xxxxxx Xxxxxxxxx Xxxxxxxxxxxxx (xxxxxxxx), Xxxxx Xxxxx
Xxxxxxxxx, Xxxxxx Xxxxxxxxx, Xxxxx Xxxxxxxxx Xxxxxxxxx xxx Xxxxxx Xxxxx,
Xxxxxxxxx Xxxxxxx Xxxxx Xxxxx (xxxxxxxx), xxxxxx xxxxxxx Xxxxxxxxx Xxxx
Xxxxxx, xxx xxxxxxx/xxxx xx-xxxxxxxx XXX, xxxxx xxxxxx xx Xx
Xxxxxxx Xxxxxxx, xxxxxxxxxxx Xxxxxxxxx Xxxxxxx xx Xxxxxxxxx Xxxxxxxxx
(Xxx. Xxxxxxxxx), Xxxx Xxxxxxxxx – Xxxxx Xxxxxxxxx.

Xxxxxx xxxxxxxx xxx xxxxx xxxxxxx x xxxxx. Xxxxx xxx.

15 candidates...

...15 candidates...

BRIGHTON COUNCIL

ELECTION OF 4 COUNCILLORS

*Number the boxes from 1 to 15
in order of your choice*

- RAINBIRD** Lois Ailsa

- PRICE** Heather

- TAYLOR** Geoff

- MANSER** Helen

- HIGGINS** Keith

- GARLICK** Wayne

- JOSEPH** Roger

- MOSS** Patrick J

- HASLER** Wayne

- GRAY** Leigh

- FITZPATRICK** Kate

- GEARD** Peter John

- HENDERSON** Tiff

- CURRAN** Barbara

- MILLER** Glenda

Number at least 4 boxes to make your vote count

BRIGHTON COUNCIL

ELECTION OF MAYOR

*Number the boxes from 1 to 3
in order of your choice*

- HIGGINS** Keith

- FOSTER** Tony

- OWEN** Phil

Number at least 1 box to make your vote count

Examples of print advertising



2002 LOCAL GOVERNMENT ELECTIONS

Notice of election.

Break O'Day Council

Vacancies 4 Councillors, Mayor & Deputy Mayor
Returning Officer Mr Davin Foulkes
Australian Electoral Commission
In his absence Mr Stephen Ferris
87 George Street (PO Box 123) Launceston 7250
Phone 6334 2600 Fax 6334 2725
Electoral Officer Mr Kane Symons, Break O'Day Council, Georges Bay Esplanade St Helens

Brighton Council

Vacancies 4 Councillors, Mayor & Deputy Mayor
Returning Officer Mr Graham Hyde
Australian Electoral Commission
Ground floor AMP Building 86 Collins Street
(GPO Box 1335) Hobart 7001
Phone 6235 0552 Fax 6234 8227
Electoral Officer Mr Geoff Dodge, Brighton Council, Tivoli Road Gagebrook

Burnie City Council

Vacancies 4 Councillors (Aldermen), Mayor & Deputy Mayor
Returning Officer Mr Julian Type
Australian Electoral Commission
1st floor Harris Building 49 Cattley Street
(PO Box 468) Burnie 7320
Phone 6431 6188 Fax 6431 2457
Electoral Officer Mr Michael Wells, Burnie City Council, 80 Wilson Street Burnie

Central Coast Council

Vacancies 6 Councillors, Mayor & Deputy Mayor
Returning Officer Mr Julian Type
Australian Electoral Commission
1st floor Harris Building 49 Cattley Street
(PO Box 468) Burnie 7320
Phone 6431 6188 Fax 6431 2457
Electoral Officer Ms Sandra Aytton, Central Coast Council, 19 King Edward Street Ulverstone

Central Highlands Council

Vacancies 5 Councillors*, Mayor & Deputy Mayor
Returning Officer Mr Graham Hyde
Australian Electoral Commission
Ground floor AMP Building 86 Collins Street
(GPO Box 1335) Hobart 7001
Phone 6235 0552 Fax 6234 8227
Electoral Officer Mr Trevor Berriman, Central Highlands Council, Tarleton Street Hamilton

Circular Head Council

Vacancies 5 Councillors, Mayor & Deputy Mayor
Returning Officer Mr Julian Type
Australian Electoral Commission
1st floor Harris Building 49 Cattley Street
(PO Box 468) Burnie 7320
Phone 6431 6188 Fax 6431 2457
Electoral Officer Mr Tony Smart, Circular Head Council, 33 Goldie Street Smithton

Clarence City Council

Vacancies 6 Councillors (Aldermen), Mayor & Deputy Mayor
Returning Officer Ms Sally Ridgeway
Australian Electoral Commission
Ground floor AMP Building 86 Collins Street
(GPO Box 1556) Hobart 7001
Phone 6235 0562 Fax 6231 3575
Electoral Officer Mr Alex Van Der Hek, Clarence City Council, 38 Bligh Street Rosny Park

Derwent Valley Council

Vacancies 5 Councillors, Mayor & Deputy Mayor
Returning Officer Mr Graham Hyde
Australian Electoral Commission
Ground floor AMP Building 86 Collins Street
(GPO Box 1335) Hobart 7001
Phone 6235 0552 Fax 6234 8227
Electoral Officer Mr Robert McCrossen, Derwent Valley Council, Circle Street New Norfolk

Devonport City Council

Vacancies 6 Councillors (Aldermen), Mayor & Deputy Mayor
Returning Officer Mr David Sales
Electoral Officer Mr Tony Leary
Devonport City Council, 44-48 Best Street
(PO Box 604) Devonport 7310
Phone 6424 0511 Fax 6424 9649

Dorset Council

Vacancies 6 Councillors**, Mayor & Deputy Mayor
Returning Officer Mr Joseph Brevin
Australian Electoral Commission
87 George Street (PO Box 712) Launceston 7250
Phone 6334 2200 Fax 6334 2725
Electoral Officer Mr John Martin, Dorset Council, 3 Ellenor Street Scottsdale

Elections will be held to fill vacancies in 28 municipal areas as shown in this notice. Councils will have vacancies for half their councillor positions. Some Councils also have casual vacancies to be filled at these elections. These are indicated as follows –
* includes 1 casual vacancy **includes 2 casual vacancies.

NOTE Candidates' names will be rotated on ballot papers for Councillor positions, but not rotated on Mayoral and Deputy Mayoral ballot papers. Draws will determine the order of names on Mayoral and Deputy Mayoral ballot papers and on the first rotation of Councillor ballot papers.

Election Timetable

Electoral roll closes 6 pm Thursday 19 September 2002
Nominations open 9 am Monday 23 September 2002
Nominations close 12 noon Wednesday 2 October 2002
Nominations announced & draws conducted 12 noon Thursday 3 October 2002
Ballot papers delivered by post from Tuesday 15 to Friday 18 October 2002
Close of poll 10 am Tuesday 29 October 2002

Nominations

Nominations are invited and must be lodged, posted or faxed to the Returning Officer or the Electoral Officer specified for that Council so as to be received by 12 noon on Wednesday 2 October 2002. Nomination forms, together with 'Information for Candidates' booklets are available from any council or electoral office. Candidate statements – As part of the nomination form, candidates may provide a statement of up to 150 words of biographical and other information to accompany the ballot papers sent to electors.

Enrolment

If you are currently on the State electoral roll you are automatically on the Local Government roll. If you are eligible to be on the State roll but are not correctly enrolled at present, you can get an enrolment form from any post office or electoral office-or have one sent to you by phoning 1800 801 701.

What if I have a shack or a shop – or if I'm not an Australian citizen?

- You are also eligible to be on the Local Government roll if –
 - you own or occupy land in a municipal area but you are not eligible to be on the State roll for that area.
 - you are the nominated representative of a corporate body which owns or occupies land in the municipal area.

To enrol under these special provisions you need to obtain a copy of the appropriate enrolment form from your local council or any electoral office.

Flinders Council

Vacancies 4 Councillors, Mayor & Deputy Mayor
Returning Officer Mr Lee Connors
Electoral Officer Mrs Marjorie Midson
Flinders Council, Davies Street Whitemark
(PO Box 40) Flinders Island 7255
Phone 6359 2131 Fax 6359 2211

George Town Council

Vacancies 5 Councillors, Mayor & Deputy Mayor
Returning Officer Mr Joseph Brevin
Australian Electoral Commission
87 George Street (PO Box 712) Launceston 7250
Phone 6334 2200 Fax 6334 2725
Electoral Officer Mr John Ayers, George Town Council, 16-18 Anne Street George Town

Glamorgan-Spring Bay Council

Vacancies 5 Councillors*, Mayor & Deputy Mayor
Returning Officer Mr Peter Weldon
Australian Electoral Commission
8th floor AMP Building 86 Collins Street
(GPO Box 1098) Hobart 7001
Phone 6235 0520 Fax 6234 9538

Glencorby City Council

Vacancies 6 Councillors (Aldermen), Mayor & Deputy Mayor
Returning Officer Mr Peter Weldon
Australian Electoral Commission
8th floor AMP Building 86 Collins Street
(GPO Box 1098) Hobart 7001
Phone 6235 0520 Fax 6234 9538
Electoral Officer Mr David Hunn, Glencorby City Council, 374 Main Road Glenorchy

Hobart City Council

Vacancies 6 Councillors (Aldermen), Lord Mayor & Deputy Lord Mayor
Returning Officer Mr Graham Hyde
Australian Electoral Commission
Ground floor AMP Building 86 Collins Street
(GPO Box 1335) Hobart 7001
Phone 6235 0552 Fax 6234 8227
Electoral Officer Mr Nicholas Heath, Hobart City Council, Town Hall Macquarie Street Hobart

Huon Valley Council

Vacancies 5 Councillors*, Mayor & Deputy Mayor
Returning Officer Ms Sally Ridgeway
Australian Electoral Commission
Ground floor AMP Building 86 Collins Street
(GPO Box 1556) Hobart 7001
Phone 6235 0562 Fax 6231 3575
Electoral Officer Mr Matthew Grimsey, Huon Valley Council, 40 Main Street Huonville

Kingborough Council

Vacancies 6 Councillors, Mayor & Deputy Mayor
Returning Officer Ms Sally Ridgeway
Australian Electoral Commission
Ground floor AMP Building 86 Collins Street
(GPO Box 1556) Hobart 7001
Phone 6235 0562 Fax 6231 3575
Electoral Officer Mr Rod Palethorpe, Kingborough Council, 15 Channel Highway Kingston

King Island Council

Vacancies 4 Councillors, Mayor & Deputy Mayor
Returning Officer Mr Julian Type
Australian Electoral Commission
1st floor Harris Building 49 Cattley Street
(PO Box 468) Burnie 7320
Phone 6431 6188 Fax 6431 2457
Electoral Officer Mr Jimmy Walters, King Island Council, George Street Currie King Island

Latrobe Council

Vacancies 5 Councillors, Mayor & Deputy Mayor
Returning Officer Mr Davin Foulkes
Australian Electoral Commission
In his absence Mr Stephen Ferris
87 George Street (PO Box 123) Launceston 7250
Phone 6334 2600 Fax 6334 2725
Electoral Officer Ms Jan Febey, Latrobe Council, 170 Gilbert Street Latrobe

Launceston City Council

Vacancies 6 Councillors (Aldermen), Mayor & Deputy Mayor
Returning Officer Mr Joseph Brevin
Australian Electoral Commission
87 George Street (PO Box 712) Launceston 7250
Phone 6334 2200 Fax 6334 2725
Electoral Officer Mr Martin Reynolds, Launceston City Council, Town Hall St John Street Launceston

Meander Valley Council

Vacancies 5 Councillors*, Mayor & Deputy Mayor
Returning Officer Mr Davin Foulkes
Australian Electoral Commission
In his absence Mr Stephen Ferris
87 George Street (PO Box 123) Launceston 7250
Phone 6334 2600 Fax 6334 2725
Electoral Officer Mr David Pyke, Meander Valley Council, 26 Lyall Street Westbury

Northern Midlands Council

Vacancies 5 Councillors*, Mayor & Deputy Mayor
Returning Officer Mr Davin Foulkes
Australian Electoral Commission
In his absence Mr Stephen Ferris
87 George Street (PO Box 123) Launceston 7250
Phone 6334 2600 Fax 6334 2725
Electoral Officer Mr Lindsay Harwood, Northern Midlands Council, 13 Smith Street Longford

Sorell Council

Vacancies 5 Councillors, Mayor & Deputy Mayor
Returning Officer Mr Peter Weldon
Australian Electoral Commission
8th floor AMP Building 86 Collins Street
(GPO Box 1098) Hobart 7001
Phone 6235 0520 Fax 6234 9538
Electoral Officer Ms Victoria Wright, Sorell Council, 12 Somerville Street Sorell

Southern Midlands Council

Vacancies 4 Councillors, Mayor & Deputy Mayor
Returning Officer Mr Graham Hyde
Australian Electoral Commission
Ground floor AMP Building 86 Collins Street
(GPO Box 1335) Hobart 7001
Phone 6235 0552 Fax 6234 8227
Electoral Officer Mrs Melinda Foster, Southern Midlands Council, 71 High Street Outlands

Tasman Council

Vacancies 5 Councillors, Mayor & Deputy Mayor
Returning Officer Ms Sally Ridgeway
Australian Electoral Commission
Ground floor AMP Building 86 Collins Street
(GPO Box 1556) Hobart 7001
Phone 6235 0562 Fax 6231 3575
Electoral Officer Mrs Leanne McLaren, Tasman Council, Main Road Nubeena

Waratah-Wynyard Council

Vacancies 6 Councillors*, Mayor & Deputy Mayor
Returning Officer Mr Julian Type
Australian Electoral Commission
1st floor Harris Building, 49 Cattley Street
(PO Box 468) Burnie 7320
Phone 6431 6188 Fax 6431 2457
Electoral Officer Mr John Stretton, Waratah-Wynyard Council, 21 Saunders Street Wynyard

West Coast Council

Vacancies 4 Councillors, Mayor & Deputy Mayor
Returning Officer Mr Julian Type
Australian Electoral Commission
1st floor Harris Building, 49 Cattley Street
(PO Box 468) Burnie 7320
Phone 6431 6188 Fax 6431 2457
Electoral Officer Mr David Metcalf, West Coast Council, 100 Main Street Zeehan

West Tamar Council

Vacancies 5 Councillors, Mayor & Deputy Mayor
Electoral Poll An electoral poll will be conducted in conjunction with this election. Electors will be asked to indicate their preferred water pricing method.
Returning Officer Mr Davin Foulkes
Australian Electoral Commission
In his absence Mr Stephen Ferris
87 George Street (PO Box 123) Launceston 7250
Phone 6334 2600 Fax 6334 2725
Electoral Officer Mr Graeme Stagg, West Tamar Council, West Street Beaconsfield

Support the Locals.

Bruce Taylor
CHIEF ELECTORAL OFFICER
14 September 2002

Level 2 Telstra Centre 70 Collins Street (GPO Box 300) Hobart TAS 7001 Freecall 1800 801 701 (not free from mobile phones)
Phone 03 6233 2000 Fax 03 6224 0217 ballot.box@electoral.tas.gov.au www.electoral.tas.gov.au



2002 LOCAL GOVERNMENT ELECTIONS

The candidates.

Break O'Day Council

Enrolment - 5 075
4 COUNCILLORS - 6 candidates
 CATO, Vic Scamander
 HANSBERRY, Beris Goulds Country
 LEGGE, Robert William St Marys
 OSBORNE, Margaret St Helens
 STEWART, Barry St Helens
 WARREN, John St Helens
MAYOR - 3 candidates
 LEFEVRE, John St Helens
 LEGGE, Robert William St Marys
 SALTER, Stephen Gordon St Marys
DEPUTY MAYOR - 2 candidates
 HOLDER, Henry Burbury Fingal
 OSBORNE, Margaret St Helens
Returning Officer Mr Davin Foulkes
 Australian Electoral Commission
 Ground floor
 87 George Street (PO Box 123) Launceston 7250
 Phone 6334 2600 Fax 6334 2725
Issuing place
 Break O'Day Council Offices
 Georges Bay Esplanade St Helens

Brighton Council

Enrolment - 8 351
4 COUNCILLORS - 15 candidates
 CURRAN, Barbara Brighton
 FITZPATRICK, Kate Gagebrook
 GARLICK, Wayne Bridgewater
 GEARD, Peter John Brighton
 GRAY, Leigh Brighton
 HASLER, Wayne Bridgewater
 HENDERSON, Tiff Bridgewater
 HIGGINS, Keith Brighton
 JOSEPH, Roger Old Beach
 MANSER, Helen Bridgewater
 MILLER, Glenda Bridgewater
 MOSS, Patrick J Gagebrook
 PRICE, Heather Bridgewater
 RAINBIRD, Lois Ailsa Bridgewater
 TAYLOR, Geoff Brighton
MAYOR - 3 candidates
 FOSTER, Tony Pontville
 HIGGINS, Keith Brighton
 OWEN, Phil Old Beach
DEPUTY MAYOR - no ballot required
 JEFFRIES, Ted Brighton
Returning Officer Mr Graham Hyde
 Australian Electoral Commission
 Ground floor AMP Building
 86 Collins Street (GPO Box 1335) Hobart 7001
 Phone 6235 0552 Fax 6234 8227
Issuing place
 Brighton Council Offices Tivoli Road Gagebrook

Burnie City Council

Enrolment - 13 630
4 COUNCILLORS (Aldermen) - 11 candidates
 BOYD, Alwyn Montello
 CROMBIE, Simon Park Grove
 EDNEY, Darrell John Upper Burnie
 GREEN, Stephen Stowport
 HILDER, Christine Shorewell Park
 HUMPHRIES, Carol Burnie
 KELLY, John Robert Upper Natone
 MUNRO, John Park Grove
 RAWLINGS, Michael Stowport
 SHERRIFF, Stephen Shorewell Park
 WINTER, Colin Park Grove
MAYOR - 3 candidates
 BLIZZARD, Jan Upper Burnie
 BOYD, Alwyn Montello
 WINTER, Colin Park Grove
DEPUTY MAYOR - 4 candidates
 ALTIMIRA, Jim Natone
 FRENCH, Sandra Mooreville
 GREEN, Stephen Stowport
 MUNRO, John Park Grove
Returning Officer Mr Julian Type
 Australian Electoral Commission
 1st floor Harris Building
 49 Cattley Street (PO Box 468) Burnie 7320
 Phone 6431 6188 Fax 6431 2457
Issuing place
 Burnie City Council City Offices
 80 Wilson Street Burnie

Elections are being held to fill vacancies in 28 municipal areas, as shown in this notice. Councils have vacancies for half their councillor positions. Where councils also have casual vacancies to be filled at these elections, each additional vacancy is indicated by an asterisk (*). 'No ballot required' is shown where the number of candidates is equal to the number of vacancies.

Candidates for each council are listed in alphabetical order in this notice. Candidate names on ballot papers may not be in this order.

Names will be rotated on ballot papers for councillor positions, but not rotated on mayoral and deputy mayoral ballot papers. Draws have determined the order of names on mayoral and deputy mayoral ballot papers, and on the first rotation of councillor ballot papers.

Note: If a candidate for mayor or deputy mayor is also contesting a councillor position at these elections, he or she may not accept the position of mayor or deputy mayor unless also elected as a councillor.



Derwent Valley Council

Enrolment - 6 555
5 COUNCILLORS - 14 candidates
 BLACKWELL, Leonard New Norfolk
 BROMFIELD, Judy New Norfolk
 CLARK, Keith Macquarie Plains
 COWLEY, Dane Lachlan
 CRACKNELL, Nick Granton
 FARRELL, Craig New Norfolk
 GOSS, Joe New Norfolk
 GRAHAM, James New Norfolk
 HARRIS, Ross New Norfolk
 KEMP, Leon New Norfolk
 KTORI, Mike Glenferm
 MAHONEY, Vic New Norfolk
 SHOBRIDGE, Wayne New Norfolk
 WILLIAMS, Ray New Norfolk
MAYOR - 2 candidates
 CRACKNELL, Nick Granton
 PARKER, Richard Lachlan
DEPUTY MAYOR - 3 candidates
 NICHOLSON, Tony New Norfolk
 SHOBRIDGE, Wayne New Norfolk
 WILLIAMS, Ray New Norfolk
Returning Officer Mr Graham Hyde
 Australian Electoral Commission
 Ground floor AMP Building
 86 Collins Street (GPO Box 1335) Hobart 7001
 Phone 6235 0552 Fax 6234 8227
Issuing place
 Derwent Valley Council Offices
 Circle Street New Norfolk

Central Coast Council

Enrolment - 15 180
6 COUNCILLORS - 13 candidates
 ATKINS, Geoff Ulverstone
 BONDE, Lionel Turners Beach
 DEACON, John Ulverstone
 DRY, David Ulverstone
 EDWARDS, Jan Ulverstone
 FLEMING, Kerrie Preston
 GILLING, Lesley North Motton
 HAINES, Ken Ulverstone
 KING, Wayne Ulverstone
 PAICE, Jon Ulverstone
 ROBERTSON, Brian West Ulverstone
 SMITH, Julie Ulverstone
 THOMPSON, Gavin Ulverstone
MAYOR - 3 candidates
 COOPER, Rodney West Ulverstone
 DOWNIE, Mike Riana
 PAICE, Jon Ulverstone
DEPUTY MAYOR - 4 candidates
 EDWARDS, Jan Ulverstone
 HAINES, Ken Ulverstone
 MARSHALL, Beryl Ulverstone
 ROBERTSON, Brian West Ulverstone
Returning Officer Mr Julian Type
 Australian Electoral Commission
 1st floor Harris Building
 49 Cattley Street (PO Box 468) Burnie 7320
 Phone 6431 6188 Fax 6431 2457
Issuing places
 Central Coast Admin Centre
 19 King Edward Street Ulverstone
 Service Centre 78 Main Road Penguin
 (Wednesday to Friday only)

Central Highlands Council

Enrolment - 2 518
5 COUNCILLORS* - 7 candidates
 DOWNIE, Andrew Gretna
 EDGE, Henry Bothwell
 FLINT, Deirdre Hollow Tree
 GUDD, David Hamilton
 HONNER, Julie Mienna
 McSHANE, Peter Bothwell
 SMITHURST, Terry Ellendale
MAYOR - no ballot required
 FLINT, Deirdre Hollow Tree
DEPUTY MAYOR - no ballot required
 BOWDEN, Richard Bothwell
Returning Officer Mr Graham Hyde
 Australian Electoral Commission
 Ground floor AMP Building
 86 Collins Street (GPO Box 1335) Hobart 7001
 Phone 6235 0552 Fax 6234 8227
Issuing place
 Central Highlands Council Offices
 Tarleton Street Hamilton

Circular Head Council

Enrolment - 5 614
5 COUNCILLORS - 6 candidates
 FLOWERS, Rodney Mengha
 HINE, Ross Marrawah
 OLDAKER, John Togari
 SMITH, James Stanley
 WELDON, Michael Nabageena
 WILSON, Darren F Irishtown
MAYOR - no ballot required
 HINE, Ross Marrawah
DEPUTY MAYOR - 2 candidates
 OLDAKER, John Togari
 QUILLIAM, Daryl H Smithton
Returning Officer Mr Julian Type
 Australian Electoral Commission
 1st floor Harris Building
 49 Cattley Street (PO Box 468) Burnie 7320
 Phone 6431 6188 Fax 6431 2457
Issuing place
 Circular Head Council Offices
 33 Goldie Street Smithton

Clarence City Council

Enrolment - 36 328
6 COUNCILLORS (Aldermen) - 13 candidates
 DOUST, Doug Cambridge
 EDDINGTON, David Richmond
 EDWARDS, Cathy Cambridge
 EDWARDS, Peter Rosny
 JACKSON, David Bellerive
 JAMES, Richard Lindsfarne
 McFARLANE, Kay Clarendon Vale
 PEART, Kim Lauderdale
 PEERS, John Phillip Rose Bay
 RITCHIE, Joe Rose Bay
 SUMMERS, Greg Seven Mile Beach
 TRAYNOR, David Cremorne
 WILSON, Deidre Lindsfarne
MAYOR - 4 candidates
 CHIPMAN, Doug Bellerive
 EDWARDS, Cathy Cambridge
 JAMES, Richard Lindsfarne
 TRAYNOR, David Cremorne
DEPUTY MAYOR - 3 candidates
 CAMPBELL, Jock Sandford
 PEERS, John Phillip Rose Bay
 WILSON, Deidre Lindsfarne
Returning Officer Ms Sally Ridgeway
 Australian Electoral Commission
 Ground floor AMP Building
 86 Collins Street (GPO Box 1556) Hobart 7001
 Phone 6235 0562 Fax 6231 3575
Issuing place
 Clarence City Council Chambers
 38 Bligh Street Rosny Park

Devonport City Council

Enrolment - 17 752
6 COUNCILLORS (Aldermen) - 13 candidates
 BARDEN, Rodney (Jake) Devonport
 BURLEY, Keith A Quoiba
 DANN, Lois Ann Devonport
 GOODWIN, Grant Francis East Devonport
 GREEN, Robyn Devonport
 HILL, Maurice Devonport
 LAYCOCK, Lynn Devonport
 MARTIN, Margaret Devonport
 NEWMAN, John Devonport
 READ, Tony Devonport
 SMITH, Colvin J Devonport
 WHITTLE, Kerry East Devonport
 WILSON, Bill Devonport
MAYOR - 4 candidates
 COLE, Brian (Snapper) Devonport
 GOODWIN, Grant Francis East Devonport
 HOLLISTER, Peter Graham Shearwater
 MILBURN, Graeme Charles Devonport
DEPUTY MAYOR - 5 candidates
 BERWICK, Kerry Clive Devonport
 GILL, Marie East Devonport
 MATTHEWS, Jeff Spreyton
 WHITTLE, Kerry East Devonport
 WILSON, Bill Devonport
Returning Officer Mr David Sales
 Devonport City Council
 44-48 Best Street (PO Box 604) Devonport 7310
 Phone 6424 0511 Fax 6424 9649
Issuing place
 Devonport City Council Chambers
 44-48 Best Street Devonport

Dorset Council

Enrolment - 5 458
6 COUNCILLORS* - 10 candidates
 ARNOLD, Steven Bridport
 CARSWELL, John T Scottsdale
 CAVANOUGH, Peter Springfield
 DEANE-SHAW, Tony Winnaleah
 GAY, Dennis Scottsdale
 PROBERT, Jill Gladstone
 RATTRAY-WAGNER, Tania Scottsdale
 RICE, Ron Bridport
 THOMPSON, Patricia Legerwood
 WILLIAMS, John Legerwood
MAYOR - 3 candidates
 PARTRIDGE, Peter William Scottsdale
 RICE, Ron Bridport
 THORNE, Yvonne R Derby
DEPUTY MAYOR - no ballot required
 RATTRAY-WAGNER, Tania Scottsdale
Returning Officer Mr Joseph Brevin
 Australian Electoral Commission
 Ground floor
 87 George Street (PO Box 712) Launceston 7250
 Phone 6334 2200 Fax 6334 2725
Issuing place
 Dorset Council Offices
 3 Ellenor Street Scottsdale

Level 2 Telstra Centre 70 Collins Street (GPO Box 300) Hobart TAS 7001 Freecall 1800 801 701 (not free from mobile phones)

Phone 03 6233 2000 Fax 03 6224 0217 ballot.box@electoral.tas.gov.au www.electoral.tas.gov.au



2002 LOCAL GOVERNMENT ELECTIONS

Certificates of election.

The 'Certificates of Election' below are published in accordance with section 304(2) of the *Local Government Act 1993*. Postal voting for the 2002 Local Government Elections closed at 10am on Tuesday 29 October 2002.

The Returning Officers appointed for the 28 Councils shown have declared the candidates listed as elected to the office of Councillor, Lord Mayor, Mayor,

Deputy Lord Mayor and Deputy Mayor respectively. Councillors are listed in the order of their election.

Councillors are elected for a period of 4 years, unless shown with an asterisk (*) to indicate that they have been elected to fill a casual vacancy for a period of 2 years. Mayors and Deputy Mayors are elected for a period of 2 years.

Break O'Day Council

4 Councillors
John WARREN
Robert William LEGGE
Margaret OSBORNE
Vic CATO
Mayor Stephen Gordon SALTER
Deputy Mayor Margaret OSBORNE
Returning Officer
Davin Foulkes - 1 November 2002

Brighton Council

4 Councillors
Barbara CURRAN
Kate FITZPATRICK
Peter John GEARD
Geoff TAYLOR
Mayor Tony FOSTER
Deputy Mayor Ted Jeffries
Returning Officer
Graham Hyde - 31 October 2002

Burnie City Council

4 Councillors (Aldermen)
Alwynn BOYD
Colin WINTER
John MUNRO
Stephen GREEN
Mayor Alwynn BOYD
Deputy Mayor John MUNRO
Returning Officer
Julian Type - 31 October 2002

Central Coast Council

6 Councillors
Brian ROBERTSON
Ken HAINES
David DRY
Jan EDWARDS
John DEACON
Julie SMITH
Mayor Mike DOWNIE
Deputy Mayor Brian ROBERTSON
Returning Officer
Julian Type - 31 October 2002

Central Highlands Council

5 Councillors
Deirdre FLINT
Andrew DOWNIE
David GUDDIE
Julie HONNER
Henry EDGELL*
Mayor Deirdre FLINT
Deputy Mayor Richard BOWDEN
Returning Officer
Graham Hyde - 30 October 2002

Circular Head Council

5 Councillors
Ross HINE
Darren F WILSON
John OLDAKER
Rodney FLOWERS
James SMITH
Mayor Ross HINE
Deputy Mayor Daryl H QUILLIAM
Returning Officer
Julian Type - 30 October 2002

Clarence City Council

6 Councillors (Aldermen)
Cathy EDWARDS
Doug DOUST
Deidre WILSON
Richard JAMES
John Phillip PEERS
David TRAYNOR
Mayor Cathy EDWARDS
Deputy Mayor Jock CAMPBELL
Returning Officer
Sally Ridgeway - 31 October 2002

Derwent Valley Council

5 Councillors
Nick CRACKNELL
Leon KEMP
Judy BROMFIELD
Ray WILLIAMS
Craig FARRELL
Mayor Nick CRACKNELL
Deputy Mayor Tony NICHOLSON
Returning Officer
Graham Hyde - 31 October 2002

Devonport City Council

6 Councillors (Aldermen)
Robyn Maree GREEN
Rodney Noel BARDEN
William Paul WILSON
Lynette May LAYCOCK
Maurice Walton HILL
Grant Francis GOODWIN
Mayor Peter Graham HOLLISTER
Deputy Mayor
Jeffrey Francis MATTHEWS
Returning Officer
David Sales - 1 November 2002

Dorset Council

6 Councillors
Tania RATTRAY-WAGNER
John T CARSWELL
Steven ARNOLD
John WILLIAMS
Ron RICE*
Patricia THOMPSON*
Mayor Peter William PARTRIDGE
Deputy Mayor
Tania RATTRAY-WAGNER
Returning Officer
Joseph Brevin - 31 October 2002

Flinders Council

4 Councillors
Helen D COOPER
Lynn MASON
Kelly BLUNDSTONE
Fred DOBLE
Mayor Helen D COOPER
Deputy Mayor Terence KLUG
Returning Officer
Lee Connors - 31 October 2002

George Town Council

5 Councillors
Lawrence ARCHER
Heather J BARWICK
John WIDDOWSON
Andrew TAYLOR
Doug BURT
Mayor Lawrence ARCHER
Deputy Mayor Doug BURT
Returning Officer
Joseph Brevin - 31 October 2002

Glamorgan-Spring Bay Council

5 Councillors
Cheryl ARNOL
Nick ANDERSEN
Vernon BAILEY
Martin John CRAWFORD
Richard PARKER*
Mayor Cheryl ARNOL
Deputy Mayor Craig JOHNSTON
Returning Officer
Peter Weldon - 31 October 2002

Glencorchy City Council

6 Councillors (Aldermen)
Terry MARTIN
Christine LUCAS
Adriana TAYLOR
Haydyn NIELSEN
Nigel John JONES
Ben SLADE
Mayor Terry MARTIN
Deputy Mayor Stuart SLADE
Returning Officer
Peter Weldon - 4 November 2002

Hobart City Council

6 Councillors (Aldermen)
Eva RUZICKA
Lyn ARCHER
Eric HAYES
Jeff BRISCOE
Ron CHRISTIE
Mat HINES
Lord Mayor Rob VALENTINE
Deputy Lord Mayor Eva RUZICKA
Returning Officer
Graham Hyde - 1 November 2002

Huon Valley Council

5 Councillors
Robert ARMSTRONG
Liz SMITH
Cary DOYLE
Ian PAUL
Bruce HERON*
Mayor Robert ARMSTRONG
Deputy Mayor Laurie DILLON
Returning Officer
Sally Ridgeway - 31 October 2002

Kingborough Council

6 Councillors
Donald HAZELL
Flora FOX
Noel BOWMAN
Julian BUSH
Fiona BUCHAN
Roger MCGINNIS
Mayor Donald HAZELL
Deputy Mayor Steve WASS
Returning Officer
Sally Ridgeway - 31 October 2002

King Island Council

4 Councillors
Neil GRAHAM
Stephanie GRAHAM
John H BREWSTER
Royce CONLEY
Mayor David BREWSTER
Deputy Mayor Greg BARRATT
Returning Officer
Julian Type - 30 October 2002

Latrobe Council

5 Councillors
Mike GAFFNEY
Rick ROCKLIFF
Garry SIMS
Dudley PARKER
John PERKINS
Mayor Robert W (Bert) CAMPBELL
Deputy Mayor Rick ROCKLIFF
Returning Officer
Davin Foulkes - 1 November 2002

Launceston City Council

6 Councillors (Aldermen)
Ivan DEAN
Annette WADDLE
Jodie CAMPBELL
Tony PECK
Margot SMART
Frank NOTT
Mayor Janie DICKENSON
Deputy Mayor Annette WADDLE
Returning Officer
Joseph Brevin - 31 October 2002

Meander Valley Council

5 Councillors
Mark SHELTON
Jenny DORNAUF
Geoff FELLOWS
Michael FERGUSON
Lester JONES*
Mayor Mark SHELTON
Deputy Mayor Ray JOHNSTONE
Returning Officer
Davin Foulkes - 1 November 2002

Northern Midlands Council

5 Councillors
Kim POLLEY
Don McSHANE
Russell ANDERSON
Tru DOWLING
Jeff CARINS*
Mayor Kim POLLEY
Deputy Mayor Don McSHANE
Returning Officer
Davin Foulkes - 1 November 2002

Sorell Council

5 Councillors
Graeme EVANS
Barry CURTAIN
Tony McDERMOTT
Sharon PRIOR
Keith WARD
Mayor Carmel TORENIUS
Deputy Mayor Graeme EVANS
Returning Officer
Peter Weldon - 31 October 2002

Southern Midlands Council

4 Councillors
Colin BEVEN
Helen SCOTT
Donald FISH
Stephen GEARD
Mayor Colin HOWLETT
Deputy Mayor Scott WIGGINS
Returning Officer
Graham Hyde - 31 October 2002

Tasman Council

5 Councillors
Peter John WILSON
Joan FAZACKERLEY
Guy A DOBNER
Gary ALEXANDER
Kelly SPAULDING
Mayor Peter John WILSON
Deputy Mayor Roger SELF
Returning Officer
Sally Ridgeway - 31 October 2002

Waratah-Wynyard Council

6 Councillors
Roger G CHALK
Kevin HYLAND
Gary BRAMICH
Alwyn FRIEDERSDORFF
A Francis RANSLEY
Dorothy CALVERT*
Mayor Roger G CHALK
Deputy Mayor Kevin HYLAND
Returning Officer
Julian Type - 31 October 2002

West Coast Council

4 Councillors
Darryl GERRITY
Gerry MCGUSHIN
Alwyn Robert MEDWIN
Glenda STEBBINGS
Mayor Darryl GERRITY
Deputy Mayor Glenda STEBBINGS
Returning Officer
Julian Type - 30 October 2002

West Tamar Council

5 Councillors
Barry Maxwell EASTHER
Steve BEAMS
Trevor William ROACH
H C (Smokey) WALTERS
Vivienne LAMBERT
Mayor Barry Maxwell EASTHER
Deputy Mayor Peter KEARNEY
Elector Poll
Electors were asked to indicate their preferred water-pricing method.
Method A - Two part pricing system
Method B - Fixed charge pricing system
Formal votes received were
Method A 3 774 50.85%
Method B 3 648 49.15%
Returning Officer
Davin Foulkes - 1 November 2002


Bruce Taylor
CHIEF ELECTORAL OFFICER
6 November 2002

Support the Locals.

Level 2 Telstra Centre 70 Collins Street (GPO Box 300) Hobart Tasmania 7001
Freecall 1800 801 701 (not free from mobile phones) Phone 6233 2000 Fax 6224 0217
ballot.box@electoral.tas.gov.au www.electoral.tas.gov.au



2002 LOCAL GOVERNMENT ELECTIONS



All municipal areas except Kentish are having Local Government elections in 2002. A list of all vacancies will appear in this newspaper on Saturday 14 September, together with a call for nominations which will be open from 23 September to 12 noon on 2 October.

All eligible electors will receive a Postal Ballot Pack in their letter box between 15 October and 18 October. They should vote and return it straight away. It won't even cost a stamp.

**Enrolment closes at 6pm
Thursday 19 September 2002**

If you are currently on the State electoral roll you will be automatically on the Local Government roll.

If you are eligible to be on the State roll but are not correctly enrolled at present, you can get an enrolment form from any post office or electoral office – or have one sent by ringing 1800 801 701.

What if I've got a shack or a shop – or if I'm not an Australian citizen?

You are also eligible to enrol where you own or occupy land in the municipal area, or are enrolled as the nominated representative of a corporate body which occupies or owns land in the area, even if you are not eligible to be on the State roll for that area.

To enrol under these special provisions you need to obtain a copy of the appropriate enrolment form from your local Council or any electoral office.

Queries

If you have any queries about these elections, please contact your local Council or the Tasmanian Electoral Office – Freecall 1800 801 701 (not free from mobile phones). We'll be pleased to help you. It's easy to vote in the Local Government elections.

Support the Locals

Level 2 Telstra Centre 70 Collins Street (GPO Box 300) Hobart Tasmania 7001
Freecall 1800 801 701 (not free from mobile phones) Phone 6233 2000 Fax 6224 0217
Email us at ballot.box@electoral.tas.gov.au Visit our website at www.electoral.tas.gov.au



2002 LOCAL GOVERNMENT ELECTIONS

Candidate nominations close Wednesday

Nominations are invited for elections being held in 28 municipal areas, as detailed in the Notice of Election which appeared in this paper on Saturday 14 September.

**Nominations must be received by 12 noon
Wednesday 2 October 2002**

The announcement of candidates nominated and the draw for ballot paper positions will be held at noon on the day after nominations close.

Voting is by post

Electoral rolls have closed. All electors will automatically receive a postal ballot pack in their letter box from Tuesday 15 to Friday 18 October. They should vote and return it straight away. It won't even cost a stamp.

Queries?

If you have any queries about these elections, please contact your local council or the Tasmanian Electoral Office – call 1800 801 701.

We'll be pleased to help you. It's easy to vote in the Local Government Elections.

Support the Locals

Level 2 Telstra Centre 70 Collins Street (GPO Box 300) Hobart Tasmania 7001
Freecall 1800 801 701 (not free from mobile phones) Phone 6233 2000 Fax 6224 0217
www.electoral.tas.gov.au ballot.box@electoral.tas.gov.au



2002 LOCAL GOVERNMENT ELECTIONS



Don't let your time run out.

Complete and post your postal vote right away.

If your ballot pack hasn't arrived –
Freecall 1 800 801 701. We'll be pleased to help.

Support the Locals

Level 2 Telstra Centre 70 Collins Street (GPO Box 300) Hobart TAS 7001
Freecall 1 800 801 701 Phone 03 6233 2000 Fax 03 6224 0217
ballot.box@electoral.tas.gov.au www.electoral.tas.gov.au



2002 LOCAL GOVERNMENT ELECTIONS



Get your skates on!

Don't delay make sure your postal vote counts.

If your ballot pack hasn't arrived –
Freecall 1 800 801 701.

Support the Locals

Level 2 Telstra Centre 70 Collins Street (GPO Box 300) Hobart TAS 7001
Freecall 1 800 801 701 Phone 03 6233 2000 Fax 03 6224 0217
ballot.box@electoral.tas.gov.au www.electoral.tas.gov.au



2002 LOCAL GOVERNMENT ELECTIONS



Run for the post box...

and post your vote today.

Queries? Freecall 1 800 801 701

Support the Locals

Level 2 Telstra Centre 70 Collins Street (GPO Box 300) Hobart TAS 7001
Freecall 1 800 801 701 Phone 03 6233 2000 Fax 03 6224 0217
ballot.box@electoral.tas.gov.au www.electoral.tas.gov.au



2002 LOCAL GOVERNMENT ELECTIONS



You'd better get a wriggle on!

Your time is almost up.
Post your vote today.
Queries? Freecall 1 800 801 701

Support the Locals

Level 2 Telstra Centre 70 Collins Street (GPO Box 300) Hobart TAS 7001
Freecall 1 800 801 701 Phone 03 6233 2000 Fax 03 6224 0217
ballot.box@electoral.tas.gov.au www.electoral.tas.gov.au



2002 LOCAL GOVERNMENT ELECTIONS



Be sure to vote this weekend.

Post your vote now.
Polling closes 10am this Tuesday.
Queries? Freecall 1 800 801 701

Support the Locals

Level 2 Telstra Centre 70 Collins Street (GPO Box 300) Hobart TAS 7001
Freecall 1 800 801 701 Phone 03 6233 2000 Fax 03 6224 0217
ballot.box@electoral.tas.gov.au www.electoral.tas.gov.au



2002 LOCAL GOVERNMENT ELECTIONS



Your time's almost up!

Post your vote by 6pm* today.

*Mail clearance time may be earlier in non-metro areas.

If you miss out, take it to your council or electoral office by 10am tomorrow.

Queries? Freecall 1 800 801 701

Support the Locals

Level 2 Telstra Centre 70 Collins Street (GPO Box 300) Hobart TAS 7001
Freecall 1 800 801 701 Phone 03 6233 2000 Fax 03 6224 0217
ballot.box@electoral.tas.gov.au www.electoral.tas.gov.au



2002 LOCAL GOVERNMENT ELECTIONS



Don't post your vote!

But, you've one last chance to vote.

You can take it to your council or electoral office by 10am today.

Queries? Freecall 1 800 801 701

Support the Locals

Level 2 Telstra Centre 70 Collins Street (GPO Box 300) Hobart TAS 7001
Freecall 1 800 801 701 Phone 03 6233 2000 Fax 03 6224 0217
ballot.box@electoral.tas.gov.au www.electoral.tas.gov.au



Break O'Day Council 2002 election report

Table of contents

- Local Government Elections in Tasmania
- Report on the 2002 Break O'Day Council Election
- List of Councillors following the 2002 elections
- Councillor results
- Mayor and Deputy Mayor results
- Recount result

Local Government Elections in Tasmania

Every second (even) year elections are held in all (29) councils for the positions of mayor and deputy mayor and half the councillor positions. Where required, by-elections are held concurrently for vacancies that have occurred since the last elections.

The Tasmanian Electoral Office (TEO) supervises the conduct of elections in accordance with the *Local Government Act 1993*. Elections by postal ballot have been held in 1994, 1996, 1999 (deferred from 1998), 2000 and 2002, with the next elections due in October 2004.

Since 2000 mayors and deputy mayors are elected directly by the electors in each municipal area.

Candidate information booklets and complete election results for the state are available from the TEO and are posted on the TEO website www.electoral.tas.gov.au.

2002 Election timetable

| | |
|--|-------------------------------------|
| Notice of election published | Saturday 14 September |
| Electoral rolls closed | 6 pm Thursday 19 September |
| Nomination period | 23 September — 12 noon on 2 October |
| Nominations closed | 12 noon Wednesday 2 October |
| Nominations announced & draw for ballot paper positions | 12 noon Thursday 3 October |
| Ballot material delivered to electors | 15–18 October |
| Polling period | 15–29 October |
| Close of poll | 10 am Tuesday 29 October |

Casual vacancies

Casual vacancies are filled by recount where possible, unless the vacancy occurs within 6 months of a forthcoming election. Only unelected candidates from the relevant election may contest a recount. A candidate elected at a recount serves until the next council election. If a recount is not possible, a by-election is held—with the candidate elected to serve for the remainder of the term of office of the original councillor.

Elector polls

A council may hold an elector poll on any issue it determines. It may also be required to hold an elector poll following petitions from electors in accordance with Part 6 of the Act. A council is not bound by the result of an elector poll.

Electoral system

Voting in Tasmanian local government elections is not compulsory.

Elections for councillor positions are conducted using a system modelled on the Hare-Clark method of proportional representation used in Tasmanian House of Assembly elections.

Mayoral and deputy mayoral elections use a preferential system similar to that used for Tasmanian Legislative Council and Federal House of Representatives elections.

Report on the 2002 Break O'Day Council Election

Elections were held for the positions of Mayor and Deputy Mayor for 2 year terms, and 4 Councillors for 4 year terms.

5075 Break O'Day electors were enrolled for the 2002 elections, comprising 4283 (84.39%) from the State House of Assembly roll and 792 (15.61%) from the General Manager's roll.

70.84% of Break O'Day electors returned their ballot papers in comparison with 57.48% statewide.

Recount

One recount was held between the 2000 and 2002 elections. Councillor Tony Rawnsley resigned from the Break O'Day Council on 13 September 2001. Two unelected candidates from the 1999 Break O'Day election consented to contest the recount. The recount took place at noon Friday 28 September 2001. Full details are provided on the back page.

Candidates at the 2002 elections

| Mayor | | Councillors | |
|---------------------------|-----------|--------------------------|----------------|
| LEFEVRE, John | St Helens | ★ CATO, Vic* | Scamander |
| LEGGE, Robert William | St Marys | HANSBERRY, Beris | Goulds Country |
| ★ SALTER, Stephen Gordon* | St Marys | ★ LEGGE, Robert William* | St Marys |
| | | ★ OSBORNE, Margaret* | St Helens |
| | | STEWART, Barry | St Helens |
| | | ★ WARREN, John | St Helens |

Deputy Mayor

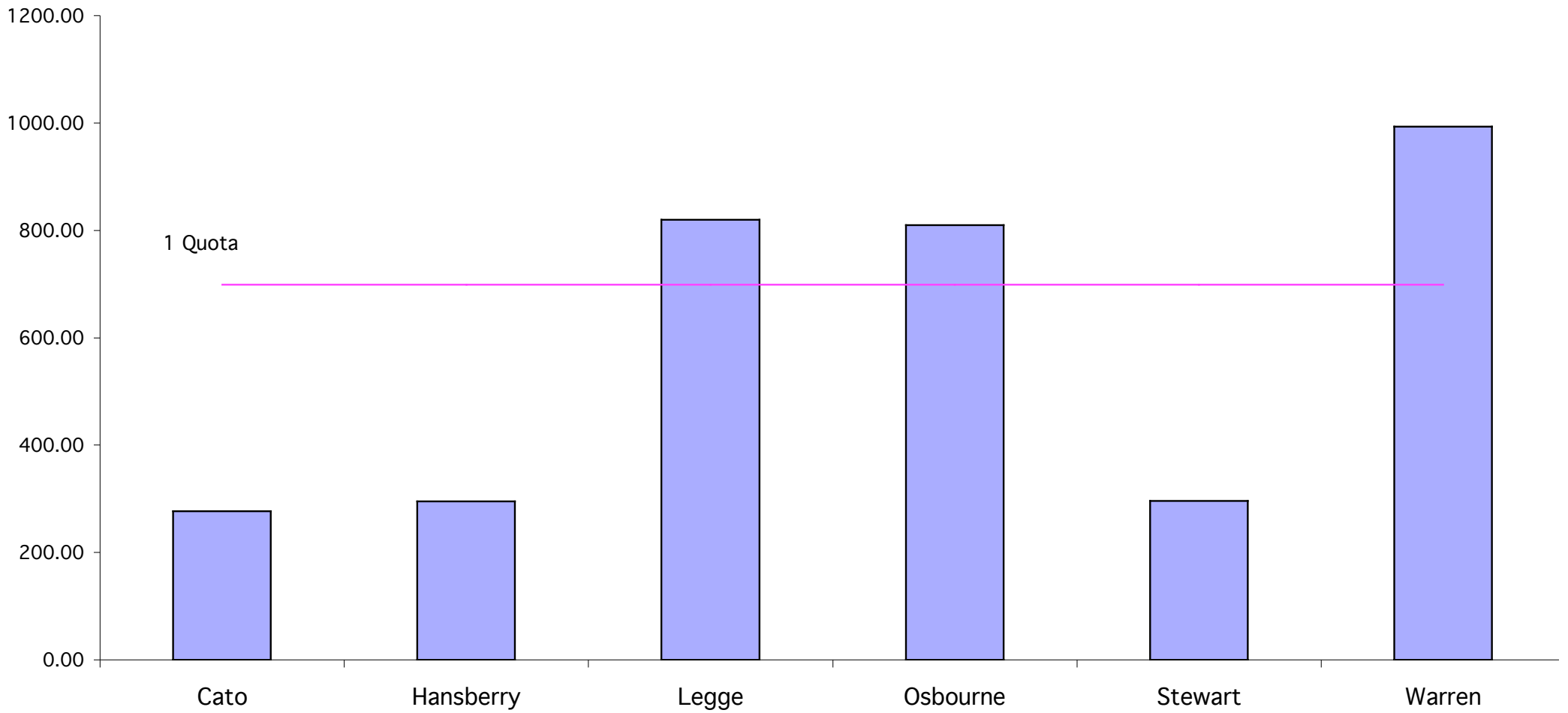
| | |
|-----------------------|-----------|
| HOLDER, Henry Burbury | Fingal |
| ★ OSBORNE, Margaret* | St Helens |

- ★ denotes elected candidate
- * denotes seeking re-election

Break O'Day Councillors following the 2002 elections

| Mayor | 9 Councillors | |
|-----------------------|-----------------------|------------------------|
| <i>term ends 2004</i> | <i>term ends 2006</i> | <i>term ends 2004</i> |
| SALTER Stephen Gordon | WARREN John | SALTER Stephen Gordon |
| Deputy Mayor | LEGGE Robert William | DALY W J (Bill) |
| <i>Term ends 2004</i> | OSBORNE Margaret | LE FEVRE John |
| OSBORNE Margaret | CATO Vic | McGIVERON John Charles |
| | | HOLDER Henry |

Break O'Day 2002 Councillor First Preferences



Break O'Day Council

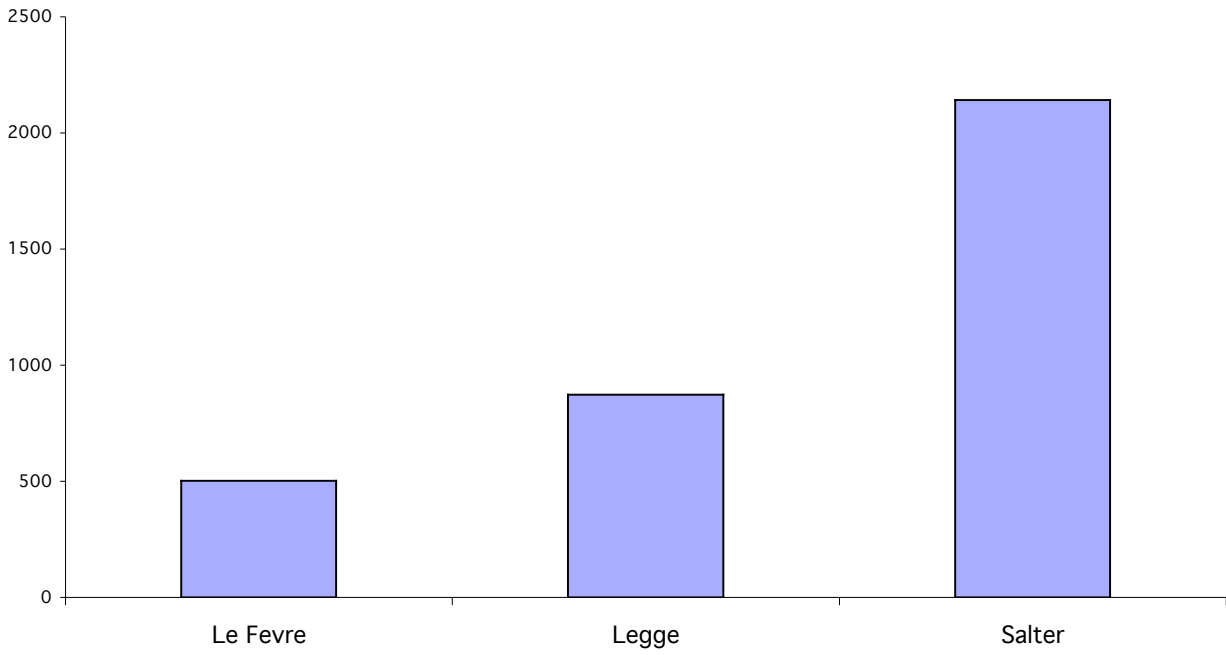
Electors enrolled: 5075 Declarations rejected: 51 Ballot paper adjustment: 0 Formal Votes: 3491
 Polling closed at 10am 29 October 2002 Declarations returned: 3595 Declarations admitted: 3544 Total ballot papers: 3544 Informal ballot papers: 53
 Number to be elected: 4 Response: 70.84% Rejection rate: 1.42% Informality rate: 1.50%

Returning Officer: Mr Davin Foulkes

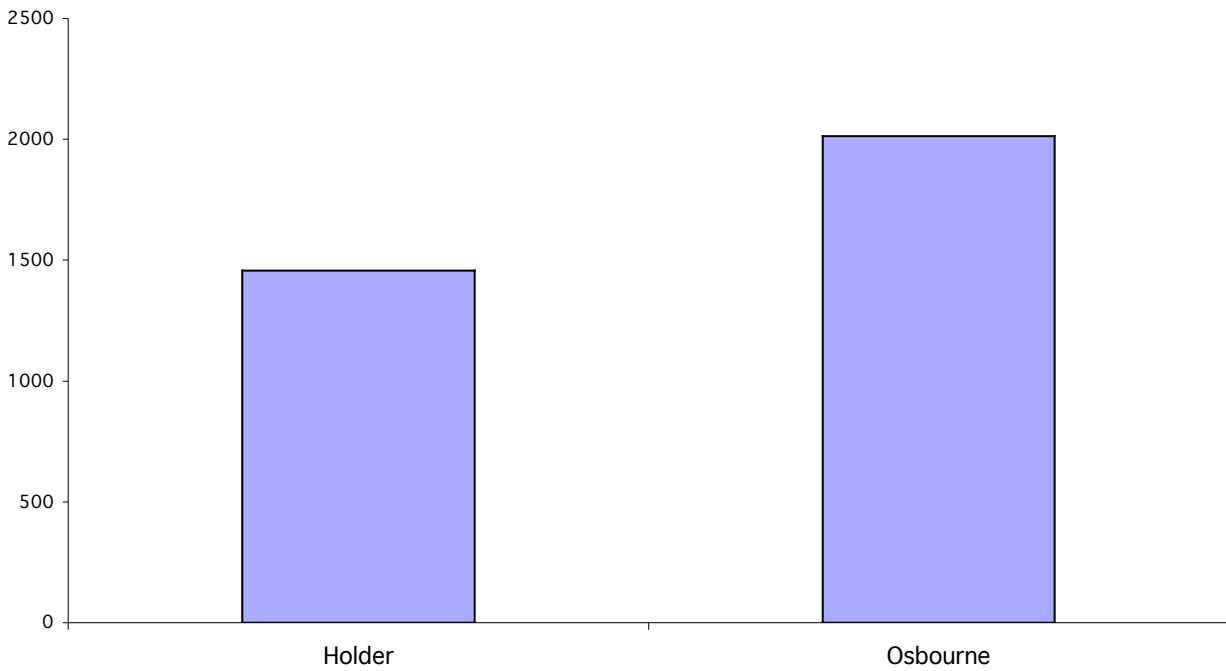
Quota = 699

| | | Candidates | | | | | | Exhausted | Loss (Gain) by fraction | Total Votes | Remarks |
|--------------|-------------------|------------|-----------|---------|----------|---------|---------|-----------|----------------------------|-------------|---|
| | | Cato | Hansberry | Legge | Osbourne | Stewart | Warren | | | | |
| Count 1 | Total | 277.00 | 295.00 | 820.00 | 810.00 | 296.00 | 993.00 | 0.00 | 0.00 | 3491 | Warren elected 1, Legge elected 2, Osborne elected 3 |
| Count 2 | Votes transferred | 113.39 | 49.74 | | | 130.86 | -294.00 | 0.00 | 0.01 | | Warren's surplus distributed |
| Count 3 | Progress totals | 390.39 | 344.74 | 820.00 | 810.00 | 426.86 | 699.00 | 0.00 | 0.01 | 3491 | |
| | Votes transferred | 52.82 | 21.10 | -121.00 | | 47.07 | | 0.00 | 0.01 | | Legge's surplus distributed |
| Count 4 | Progress totals | 443.21 | 365.84 | 699.00 | 810.00 | 473.93 | 699.00 | 0.00 | 0.02 | 3491 | |
| | Votes transferred | 38.91 | 32.47 | | -111.00 | 39.60 | | 0.00 | 0.02 | | Osborne's surplus distributed |
| Count 5 to 8 | Progress totals | 482.12 | 398.31 | 699.00 | 699.00 | 513.53 | 699.00 | 0.00 | 0.04 | 3491 | Hansberry excluded |
| | Votes transferred | 213.25 | -398.31 | | | 159.60 | | 25.43 | 0.03 | | Hansberry's votes distributed |
| Count 9 | Progress totals | 695.37 | 0.00 | 699.00 | 699.00 | 673.13 | 699.00 | 25.43 | 0.07 | 3491 | Cato elected 4 |

Break O'Day 2002 Mayor First Preference



Break O'Day 2002 Deputy Mayor First Preferences



Break O'Day Council

Polling closed at 10am 29 October 2002

Returning Officer: Mr Davin Foulkes

Declarations admitted: 3544

Ballot paper adjustment: 0

Total ballot papers: 3544

Formal votes: 3516

Informal ballot papers: 28

Informality Rate: 0.79%

Mayor

| | | Candidates | | | Exhausted Votes | Total Votes | Absolute Majority | Remarks |
|---------|-------|------------|-------|--------|--------------------|----------------|----------------------|-----------------------|
| | | Le Fevre | Legge | Salter | | | | |
| Count 1 | Total | 502 | 872 | 2142 | | 3516 | 1759 | Salter elected |

Break O'Day Council

Polling closed at 10am 29 October 2002

Returning Officer: Mr Davin Foulkes

Declarations admitted: 3544

Ballot paper adjustment: 5

Total ballot papers: 3539

Formal votes: 3469

Informal ballot papers: 70

Informality rate: 1.98%

Deputy Mayor

| | | Candidates | | Exhausted Votes | Total Votes | Absolute Majority | Remarks |
|---------|-------|------------|----------|--------------------|----------------|----------------------|-------------------------|
| | | Holder | Osbourne | | | | |
| Count 1 | Total | 1456 | 2013 | 0 | 3469 | 1735 | Osbourne elected |

Break O'Day Council - recount for Councillor
Recount due to the resignation of Councillor Tony Rawnsley
 28 September 2001

Ballot Papers multiplied by 100

| | | CANDIDATES | | Exhausted Votes | Lost by fraction | Total Votes | Absolute majority | Remarks |
|---------------|-------|------------|---------|--------------------|---------------------|-------------|----------------------|---|
| | | CATO | MANSKEY | | | | | |
| Counts 1 to 5 | Total | 29232 | 26112 | 1137 | 3 | 56484 | 27673 | Distribution of Rawnsley CATO elected |



Brighton Council

2002 election report

Table of contents

- Local Government Elections in Tasmania
- Report on the 2002 Brighton Council Election
- List of Councillors following the 2002 elections
- Councillor results
- Mayor result

Local Government Elections in Tasmania

Every second (even) year elections are held in all 29 councils for the positions of mayor and deputy mayor and half the councillor positions. Where required, by-elections are held concurrently for vacancies that have occurred since the last elections.

The Tasmanian Electoral Office (TEO) supervises the conduct of elections in accordance with the *Local Government Act 1993*. Elections by postal ballot have been held in 1994, 1996, 1999 (deferred from 1998), 2000 and 2002, with the next elections due in October 2004.

Since 2000 mayors and deputy mayors are elected directly by the electors in each municipal area.

Candidate information booklets and complete election results for the state are available from the TEO and are posted on the TEO website www.electoral.tas.gov.au.

2002 Election timetable

| | |
|--|------------------------------------|
| Notice of election published | Saturday 14 September |
| Electoral rolls closed | 6 pm Thursday 19 September |
| Nomination period | 23 September— 12 noon on 2 October |
| Nominations closed | 12 noon Wednesday 2 October |
| Nominations announced & draw for ballot paper positions | 12 noon Thursday 3 October |
| Ballot material delivered to electors | 15–18 October |
| Polling period | 15–29 October |
| Close of poll | 10 am Tuesday 29 October |

Casual vacancies

Casual vacancies are filled by recount where possible, unless the vacancy occurs within 6 months of a forthcoming election. Only unelected candidates from the relevant election may contest a recount. A candidate elected at a recount serves until the next council election. If a recount is not possible, a by-election is held—with the candidate elected to serve for the remainder of the term of office of the original councillor.

Elector polls

A council may hold an elector poll on any issue it determines. It may also be required to hold an elector poll following petitions from electors in accordance with Part 6 of the Act. A council is not bound by the result of an elector poll.

Electoral system

Voting in Tasmanian local government elections is not compulsory.

Elections for councillor positions are conducted using a system modelled on the Hare-Clark method of proportional representation used in Tasmanian House of Assembly elections.

Mayoral and deputy mayoral elections use a preferential system similar to that used for Tasmanian Legislative Council and Federal House of Representatives elections.

Report on the 2002 Brighton Council Election

Elections were held for the positions of Mayor and Deputy Mayor for 2 year terms, and 4 Councillors for 4 year terms.

8351 Brighton electors were enrolled for the 2002 elections, comprising 8309 (99.50%) from the State House of Assembly roll and 42 (0.50%) from the General Manager's roll.

48.37% of Brighton electors returned their ballot papers in comparison with 57.48% statewide.

Candidates at the 2002 elections

| Mayor | | Councillors | |
|-----------------|-----------|-----------------------|-------------|
| ★ FOSTER, Tony* | Pontville | ★ CURRAN, Barbara* | Brighton |
| HIGGINS, Keith | Brighton | ★ FITZPATRICK, Kate | Gagebrook |
| OWEN, Philip | Old Beach | GARLICK, Wayne | Bridgewater |
| | | ★ GEARD, Peter John* | Brighton |
| | | GRAY, Leigh | Brighton |
| | | HASLER, Wayne | Bridgewater |
| | | HENDERSON, Tiff | Bridgewater |
| | | HIGGINS, Keith | Brighton |
| | | JOSEPH, Roger | Old Beach |
| | | MANSER, Helen | Bridgewater |
| | | MILLER, Glenda | Bridgewater |
| | | MOSS, Patrick J | Gagebrook |
| | | PRICE, Heather | Bridgewater |
| | | RAINBIRD, Lois Ailsa* | Bridgewater |
| | | ★ TAYLOR, Geoff* | Brighton |

Deputy Mayor

★ JEFFRIES, Ted* Brighton

★ denotes elected candidate

* denotes seeking re-election

Brighton Councillors following the 2002 elections

Mayor

term ends 2004

FOSTER Tony

Deputy Mayor

term ends 2004

JEFFRIES Ted

9 Councillors

term ends 2006

CURRAN Barbara

FITZPATRICK Kate

GEARD Peter John

TAYLOR Geoff

term ends 2004

FOSTER Tony

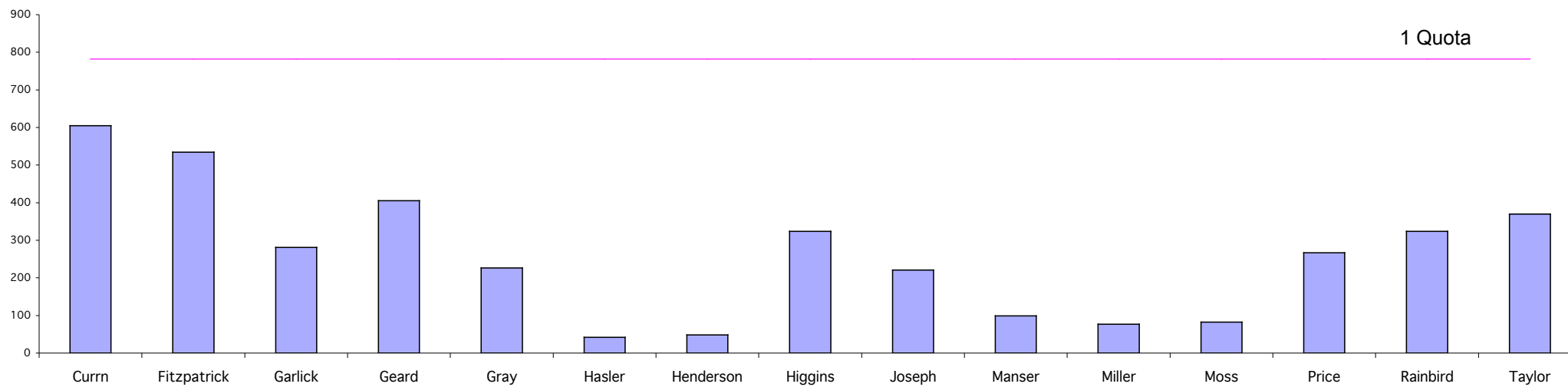
JEFFRIES Ted

OWEN Philip

FITZPATRICK Cris

DePAOLI Matt

Brighton Councillors 2002 First Preferences



Brighton Council

Polling closed at 10am 29th October 2002

Number to be elected: 4

Returning Officer: Mr Graham Hyde

Electors enrolled: 8351

Declarations returned: 4039

Response: 48.37%

Declarations rejected: 55

Declarations admitted: 3984

Rejection rate: 1.36%

Ballot paper adjustment: 0

Total ballot papers: 3984

Formal Votes: 3905

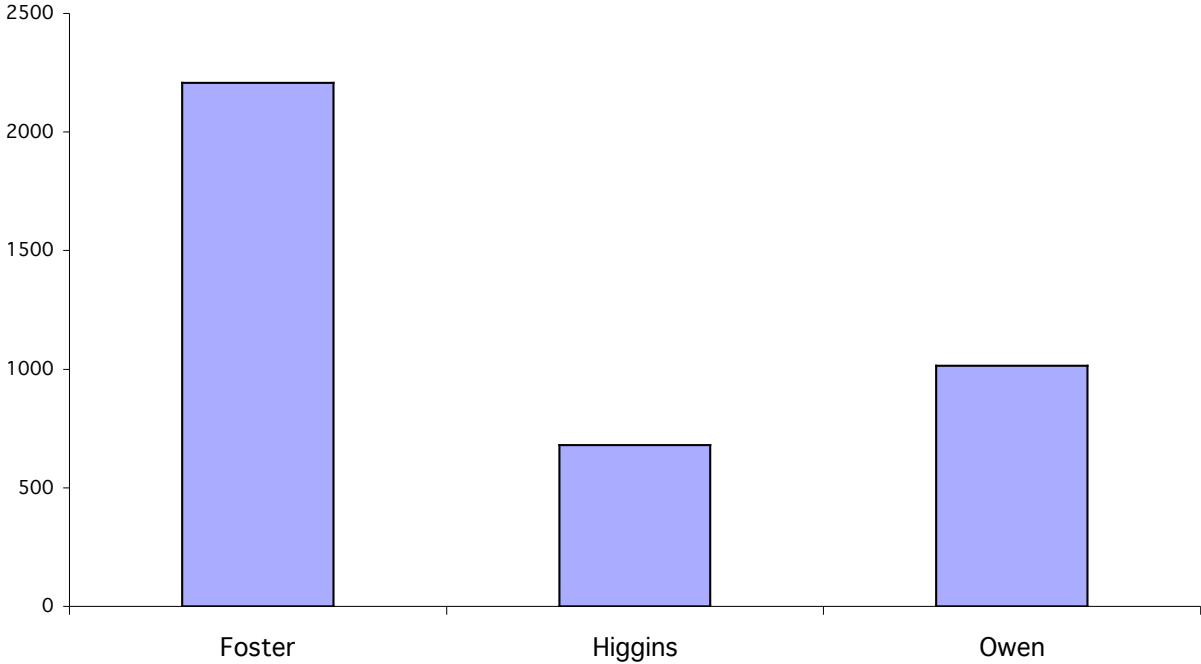
Informal ballot papers: 79

Informality rate: 1.98%

Quota= 782

| | | Candidates | | | | | | | | | | | | | | Exhausted | Loss (Gain) by fraction | Total Votes | Remarks | |
|----------------|-------------------|------------|-------------|---------|--------|---------|--------|-----------|---------|---------|---------|--------|--------|---------|----------|-----------|----------------------------|-------------|---------|---|
| | | Curran | Fitzpatrick | Garlick | Geard | Gray | Hasler | Henderson | Higgins | Joseph | Manser | Miller | Moss | Price | Rainbird | | | | | Taylor |
| Count 1 | Total | 605.00 | 534.00 | 281.00 | 405.00 | 226.00 | 42.00 | 48.00 | 324.00 | 221.00 | 99.00 | 77.00 | 82.00 | 267.00 | 324.00 | 370.00 | 0.00 | 0.00 | 3905 | Hasler excluded |
| Count 2 | Votes Transferred | 1.00 | 3.00 | 11.00 | 4.00 | 4.00 | -42.00 | 3.00 | 2.00 | 2.00 | 1.00 | 4.00 | 3.00 | 1.00 | 1.00 | 2.00 | 0.00 | 0.00 | | Hasler's votes distributed |
| Count 3 | Progress totals | 606.00 | 537.00 | 292.00 | 409.00 | 230.00 | 0.00 | 51.00 | 326.00 | 223.00 | 100.00 | 81.00 | 85.00 | 268.00 | 325.00 | 372.00 | 0.00 | 0.00 | 3905 | Hasler fully excluded, Henderson excluded |
| | Votes Transferred | 8.00 | 8.00 | 8.00 | 1.00 | 6.00 | | -51.00 | 5.00 | 1.00 | 5.00 | 1.00 | 3.00 | 1.00 | 3.00 | 1.00 | 0.00 | 0.00 | | Henderson's votes distributed |
| Count 4 | Progress totals | 614.00 | 545.00 | 300.00 | 410.00 | 236.00 | | 0.00 | 331.00 | 224.00 | 105.00 | 82.00 | 88.00 | 269.00 | 328.00 | 373.00 | 0.00 | 0.00 | 3905 | Henderson fully excluded, Miller excluded |
| | Votes Transferred | 12.00 | 8.00 | 3.00 | 2.00 | 3.00 | | | 4.00 | 7.00 | 6.00 | -82.00 | 3.00 | 17.00 | 10.00 | 7.00 | 0.00 | 0.00 | | Miller's votes distributed |
| Count 5 | Progress totals | 626.00 | 553.00 | 303.00 | 412.00 | 239.00 | | | 335.00 | 231.00 | 111.00 | 0.00 | 91.00 | 286.00 | 338.00 | 380.00 | 0.00 | 0.00 | 3905 | Miller fully excluded, Moss excluded |
| | Votes Transferred | 4.00 | 11.00 | 11.00 | 9.00 | 7.00 | | | 14.00 | 3.00 | 7.00 | | -91.00 | 11.00 | 9.00 | 5.00 | 0.00 | 0.00 | | Moss' votes distributed |
| Count 6 | Progress totals | 630.00 | 564.00 | 314.00 | 421.00 | 246.00 | | | 349.00 | 234.00 | 118.00 | | 0.00 | 297.00 | 347.00 | 385.00 | 0.00 | 0.00 | 3905 | Moss fully excluded, Manser excluded |
| | Votes Transferred | 17.00 | 19.00 | 10.00 | 12.00 | 8.00 | | | 4.00 | 20.00 | -118.00 | | | 20.00 | 7.00 | 1.00 | 0.00 | 0.00 | | Manser's votes distributed |
| Count 7 | Progress totals | 647.00 | 583.00 | 324.00 | 433.00 | 254.00 | | | 353.00 | 254.00 | 0.00 | | | 317.00 | 354.00 | 386.00 | 0.00 | 0.00 | 3905 | Manser fully excluded, Joseph excluded |
| | Votes Transferred | 53.00 | 26.00 | 31.00 | 27.00 | 23.00 | | | 24.00 | -254.00 | | | | 17.00 | 34.00 | 19.00 | 0.00 | 0.00 | | Joseph's votes distributed |
| Count 8 | Progress totals | 700.00 | 609.00 | 355.00 | 460.00 | 277.00 | | | 377.00 | 0.00 | | | | 334.00 | 388.00 | 405.00 | 0.00 | 0.00 | 3905 | Joseph fully excluded, Gray excluded |
| | Votes Transferred | 47.00 | 40.00 | 31.00 | 33.00 | -277.00 | | | 39.00 | | | | | 12.00 | 27.00 | 45.00 | 3.00 | 0.00 | | Gray's votes distributed |
| Count 9 | Progress totals | 747.00 | 649.00 | 386.00 | 493.00 | 0.00 | | | 416.00 | | | | | 346.00 | 415.00 | 450.00 | 3.00 | 0.00 | 3905 | Gray fully excluded, Price excluded |
| | Votes Transferred | 45.00 | 128.00 | 49.00 | 35.00 | | | | 17.00 | | | | | -346.00 | 43.00 | 24.00 | 5.00 | 0.00 | | Price's votes distributed |
| Count 10 | Progress totals | 792.00 | 777.00 | 435.00 | 528.00 | | | | 433.00 | | | | | 0.00 | 458.00 | 474.00 | 8.00 | 0.00 | 3905 | Price fully excluded, Curran elected 1 |
| | Votes Transferred | -10.00 | 3.77 | 2.44 | 0.88 | | | | 0.44 | | | | | | 1.33 | 0.88 | 0.22 | 0.04 | | Curran's surplus distributed |
| Count 11 | Progress totals | 782.00 | 780.77 | 437.44 | 528.88 | | | | 433.44 | | | | | | 459.33 | 474.88 | 8.22 | 0.04 | 3905 | Higgins excluded |
| | Votes Transferred | | 68.00 | 88.00 | 102.00 | | | | -433.00 | | | | | | 71.00 | 86.00 | 18.00 | 0.00 | | Higgins' votes distributed |
| Count 12 | Progress totals | 782.00 | 848.77 | 525.44 | 630.88 | | | | 0.44 | | | | | | 530.33 | 560.88 | 26.22 | 0.04 | 3905 | Fitzpatrick elected 2 , Higgins partially excluded |
| | Votes Transferred | | | 0.00 | 0.22 | | | | -0.44 | | | | | | 0.00 | 0.22 | 0.00 | 0.00 | | Higgins' votes distributed |
| Count 13 | Progress totals | 782.00 | 848.77 | 525.44 | 631.10 | | | | 0.00 | | | | | | 530.33 | 561.10 | 26.22 | 0.04 | 3905 | Higgins fully excluded |
| | Votes Transferred | | -66.77 | 24.54 | 13.74 | | | | | | | | | | 8.83 | 8.83 | 10.80 | 0.03 | | Fitzpatrick's surplus distributed |
| Count 14 | Progress totals | 782.00 | 782.00 | 549.98 | 644.84 | | | | | | | | | | 539.16 | 569.93 | 37.02 | 0.07 | 3905 | Rainbird excluded |
| | Votes Transferred | | | 122.00 | 154.00 | | | | | | | | | | -529.00 | 208.00 | 45.00 | 0.00 | | Rainbird's votes distributed |
| Count 15 to 16 | Progress totals | 782.00 | 782.00 | 671.98 | 798.84 | | | | | | | | | | 10.16 | 777.93 | 82.02 | 0.07 | 3905 | Geard elected 3 , Rainbird partially excluded |
| | Votes Transferred | | | 5.78 | | | | | | | | | | | -10.16 | 4.36 | 0.00 | 0.02 | | Rainbird's votes distributed |
| Count 17 | Progress totals | 782.00 | 782.00 | 677.76 | 798.84 | | | | | | | | | | 0.00 | 782.29 | 82.02 | 0.09 | 3905 | Taylor elected 4 |

Brighton Mayor 2002 First Preferences



Brighton Council

Polling closed at 10am 29th October 2002

Returning Officer: Mr Graham Hyde

Declarations admitted: 3984

Ballot paper adjustment: 0

Total ballot papers: 3984

Formal votes: 3901

Informal ballot papers: 83

Informality rate: 2.08%

Mayor

| | | Candidates | | | Exhausted Votes | Total Votes | Absolute Majority | Remarks |
|---------|-------|------------|---------|------|--------------------|----------------|----------------------|-----------------------|
| | | Foster | Higgins | Owen | | | | |
| Count 1 | Total | 2207 | 680 | 1014 | 0 | 3901 | 1951 | Foster elected |

**Deputy Mayor— Ted Jeffries
Elected unopposed**



Burnie City Council

2002 election report

Table of contents

- Local Government Elections in Tasmania
- Report on the 2002 Burnie City Council Election
- List of Councillors (Aldermen) following the 2002 elections
- Councillor (Aldermen) results
- Mayor and Deputy Mayor results

Local Government Elections in Tasmania

Every second (even) year elections are held in all 29 councils for the positions of mayor and deputy mayor and half the councillor positions. Where required, by-elections are held concurrently for vacancies that have occurred since the last elections.

The Tasmanian Electoral Office (TEO) supervises the conduct of elections in accordance with the *Local Government Act 1993*. Elections by postal ballot have been held in 1994, 1996, 1999 (deferred from 1998), 2000 and 2002, with the next elections due in October 2004.

Since 2000 mayors and deputy mayors are elected directly by the electors in each municipal area.

Candidate information booklets and complete election results for the state are available from the TEO and are posted on the TEO website www.electoral.tas.gov.au.

2002 Election timetable

| | |
|--|------------------------------------|
| Notice of election published | Saturday 14 September |
| Electoral rolls closed | 6 pm Thursday 19 September |
| Nomination period | 23 September— 12 noon on 2 October |
| Nominations closed | 12 noon Wednesday 2 October |
| Nominations announced & draw for ballot paper positions | 12 noon Thursday 3 October |
| Ballot material delivered to electors | 15–18 October |
| Polling period | 15–29 October |
| Close of poll | 10 am Tuesday 29 October |

Casual vacancies

Casual vacancies are filled by recount where possible, unless the vacancy occurs within 6 months of a forthcoming election. Only unelected candidates from the relevant election may contest a recount. A candidate elected at a recount serves until the next council election. If a recount is not possible, a by-election is held—with the candidate elected to serve for the remainder of the term of office of the original councillor.

Elector polls

A council may hold an elector poll on any issue it determines. It may also be required to hold an elector poll following petitions from electors in accordance with Part 6 of the Act. A council is not bound by the result of an elector poll.

Electoral system

Voting in Tasmanian local government elections is not compulsory.

Elections for councillor positions are conducted using a system modelled on the Hare-Clark method of proportional representation used in Tasmanian House of Assembly elections.

Mayoral and deputy mayoral elections use a preferential system similar to that used for Tasmanian Legislative Council and Federal House of Representatives elections.

Report on the 2002 Burnie City Council Election

Elections were held for the positions of Mayor and Deputy Mayor for 2 year terms, 6 Councillors (Aldermen) for 4 year terms and one by-election for a Councillor for a 2 year term.

13 630 Burnie City electors were enrolled for the 2002 elections, comprising 13 385 (98.20%) from the State House of Assembly roll and 245 (1.80%) from the General Manager's roll.

66.45% of Burnie City electors returned their ballot papers in comparison with 57.48% statewide.

On Monday 9 September 2002 the Governor issued an Order-in-Council which affected the number of vacancies in the office of councillor to be filled at the 2002 elections.

The total number of persons to be elected in the municipal area of Burnie is 10 on and after the day on which the certificate of election is issued in respect of the election to be held in October 2002 and 9 on and after the day on which the certificate of election is issued in respect of the election to be held in October 2004.

This effectively reduced the number of persons to be elected as councillors at the 2002 election from 6 to 4. This will also reduce the number of persons to be elected as councillors at the October 2004 election from 6 to 5.

Candidates at the 2002 elections

| Mayor | | Councillors (Aldermen) | |
|--------------|---------------|-------------------------------|---------------------|
| | BLIZZARD, Jan | Upper Burnie | ★ BOYD, Alvwyn* |
| ★ | BOYD, Alvwyn* | Montello | CROMBIE, Simon |
| | WINTER, Colin | Park Grove | EDNEY, Darrell John |
| | | | ★ GREEN, Stephen* |
| | | | HILDER, Christine |
| | | | HUMPHRIES, Carol |
| | | | KELLY, John Robert |
| | | | ★ MUNRO, John* |
| | | | RAWLINGS, Michael |
| | | | SHERRIFF, Stephen |
| | | | ★ WINTER, Colin* |
| | | | Montello |
| | | | Park Grove |
| | | | Upper Burnie |
| | | | Stowport |
| | | | Shorewell Park |
| | | | Burnie |
| | | | Upper Natone |
| | | | Park Grove |
| | | | Stowport |
| | | | Shorewell Park |
| | | | Park Grove |

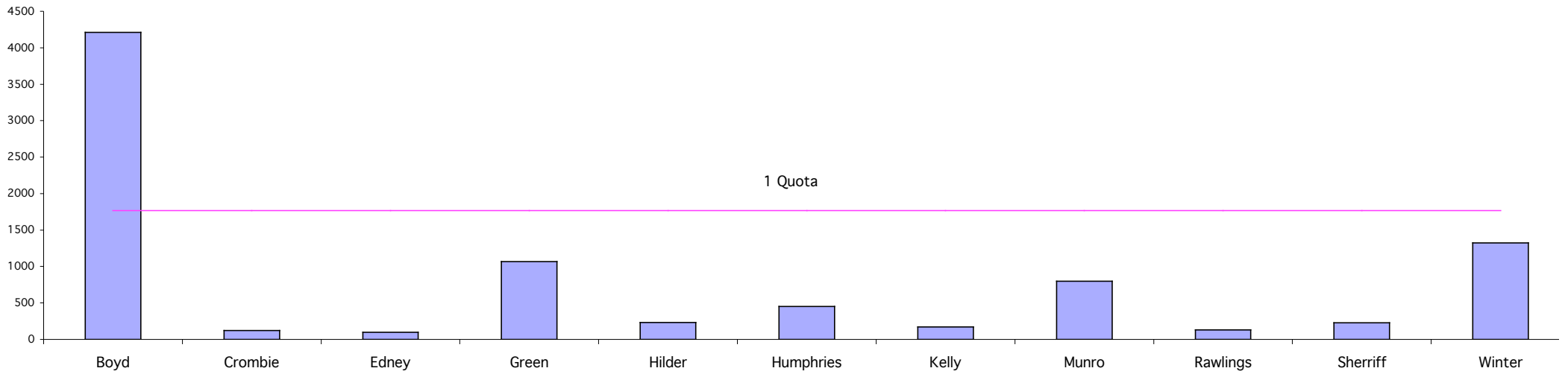
★ denotes elected candidate

* denotes seeking re-election

Burnie City Councillors following the 2002 elections

| Mayor | 10 Councillors (Aldermen) | |
|-----------------------|----------------------------------|-----------------------|
| <i>term ends 2004</i> | <i>term ends 2006</i> | <i>term ends 2004</i> |
| BOYD Alvwyn | BOYD Alvwyn | BLIZZARD Jan |
| | WINTER Colin | ALTIMIRA Jim |
| Deputy Mayor | MUNRO John | FRENCH Sandra |
| <i>term ends 2004</i> | GREEN Stephen | SAMEC Sam |
| MUNRO John | | ELPHINSTONE Ross L |
| | | BLACKLOW Bob |

Burnie Councillor 2002 First Preferences



Burnie City Council

Polling closed at 10am 29 October 2002

Number to be elected: 4

Returning Officer: Mr Julian Type

Electors enrolled: 13630

Declarations returned: 9057

Response: 66.45%

Declarations rejected: 112

Declarations admitted: 8945

Rejection rate: 1.24%

Ballot paper adjustment: 4

Total ballot papers: 8941

Formal Votes: 8831

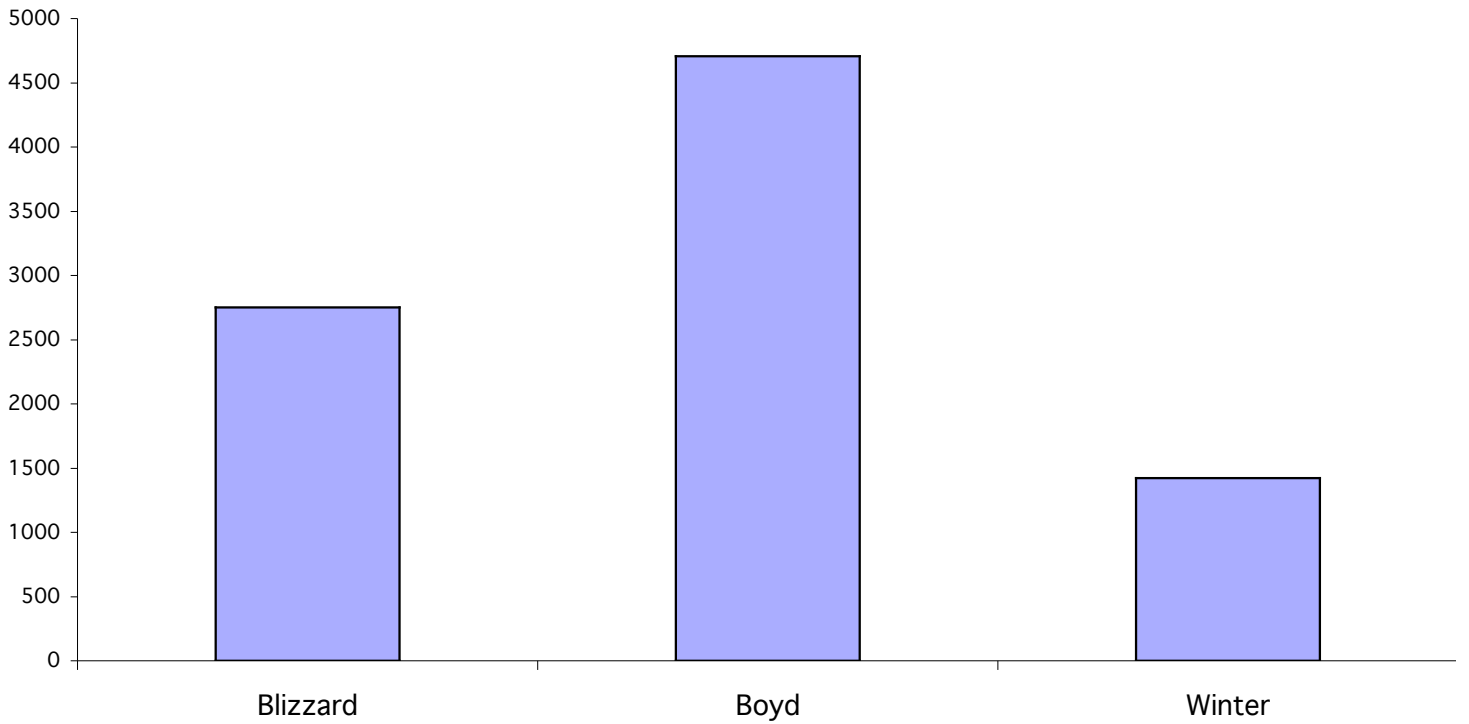
Informal ballot papers: 110

Informality rate: 1.23%

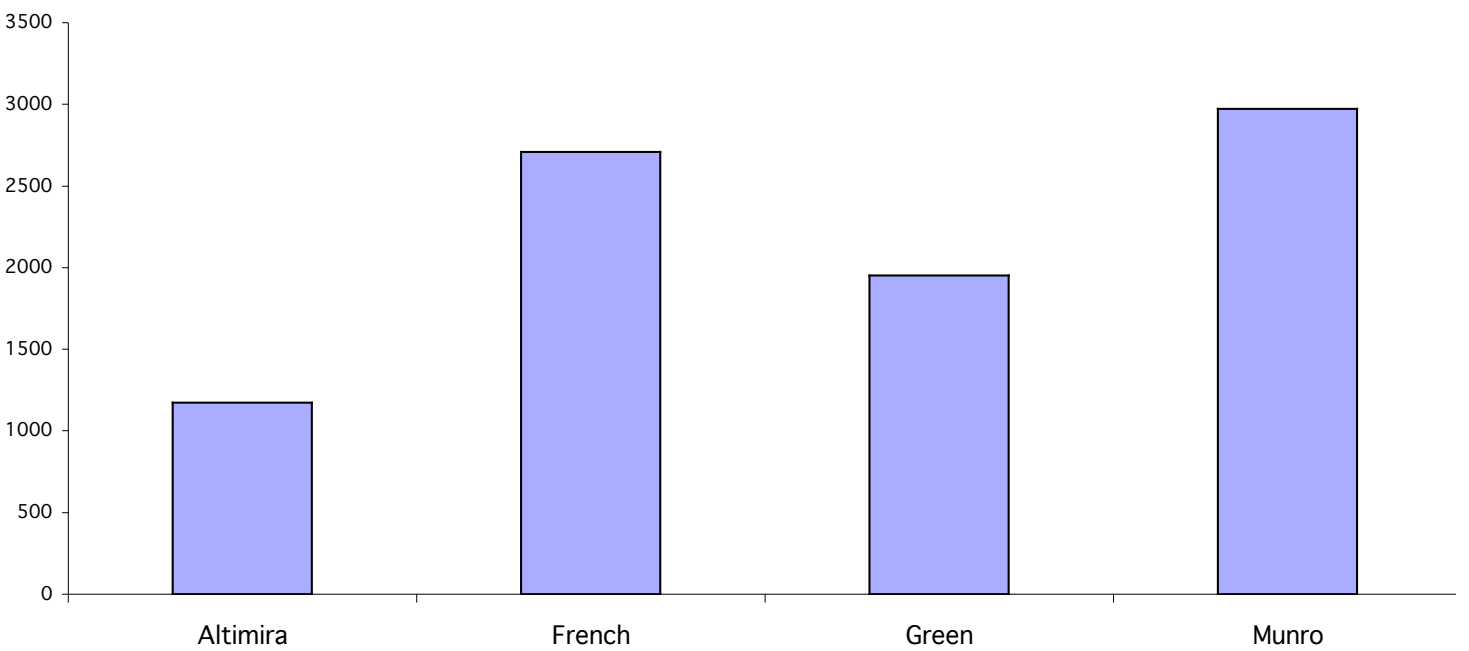
Quota= 1767

| | | Candidates | | | | | | | | | | Exhausted | Loss (Gain) by fraction | Total Votes | Remarks | |
|----------------|-------------------|------------|---------|--------|---------|--------|-----------|---------|---------|----------|----------|-----------|----------------------------|-------------|---------|---|
| | | Boyd | Crombie | Edney | Green | Hilder | Humphries | Kelly | Munro | Rawlings | Sherriff | | | | | Winter |
| Count 1 | Total | 4209.00 | 124.00 | 96.00 | 1065.00 | 233.00 | 451.00 | 170.00 | 800.00 | 131.00 | 229.00 | 1323.00 | 0.00 | 0.00 | 8831 | Boyd elected 1 |
| Count 2 | Votes Transferred | -2442.00 | 49.89 | 26.10 | 372.47 | 84.70 | 137.50 | 58.59 | 751.91 | 58.59 | 56.85 | 845.32 | 0.00 | 0.08 | | Boyd's surplus distributed |
| Count 3 | Progress totals | 1767.00 | 173.89 | 122.10 | 1437.47 | 317.70 | 588.50 | 228.59 | 1551.91 | 189.59 | 285.85 | 2168.32 | 0.00 | 0.08 | 8831 | Winter elected 2 |
| | Votes Transferred | | 11.29 | 6.61 | 76.02 | 20.38 | 39.38 | 14.87 | 199.69 | 16.80 | 16.25 | -401.32 | 0.00 | 0.03 | | Winter's surplus distributed |
| Count 4 | Progress totals | 1767.00 | 185.18 | 128.71 | 1513.49 | 338.08 | 627.88 | 243.46 | 1751.60 | 206.39 | 302.10 | 1767.00 | 0.00 | 0.11 | 8831 | Edney excluded |
| | Votes Transferred | | 15.00 | -96.00 | 21.00 | 8.00 | 11.00 | 6.00 | 23.00 | 6.00 | 6.00 | | 0.00 | 0.00 | | Edney's votes distributed |
| Count 5 to 6 | Progress totals | 1767.00 | 200.18 | 32.71 | 1534.49 | 346.08 | 638.88 | 249.46 | 1774.60 | 212.39 | 308.10 | 1767.00 | 0.00 | 0.11 | 8831 | Munro elected 3 , Edney partially e: |
| | Votes Transferred | | 2.84 | -32.71 | 5.43 | 4.30 | 6.62 | 3.45 | | 5.19 | 3.14 | | 1.71 | 0.03 | | Edney's votes distributed |
| Count 7 | Progress totals | 1767.00 | 203.02 | 0.00 | 1539.92 | 350.38 | 645.50 | 252.91 | 1774.60 | 217.58 | 311.24 | 1767.00 | 1.71 | 0.14 | 8831 | Edney fully excluded |
| | Votes Transferred | | 0.99 | | 0.99 | 2.31 | 1.32 | 0.33 | -7.60 | 0.33 | 0.99 | | 0.33 | 0.01 | | Munro's surplus distributed |
| Count 8 to 11 | Progress totals | 1767.00 | 204.01 | | 1540.91 | 352.69 | 646.82 | 253.24 | 1767.00 | 217.91 | 312.23 | 1767.00 | 2.04 | 0.15 | 8831 | Crombie excluded |
| | Votes Transferred | | -204.01 | | 35.63 | 39.51 | 47.81 | 22.17 | | 22.40 | 28.49 | | 7.95 | 0.05 | | Crombie's votes distributed |
| Count 12 to 15 | Progress totals | 1767.00 | 0.00 | | 1576.54 | 392.20 | 694.63 | 275.41 | 1767.00 | 240.31 | 340.72 | 1767.00 | 9.99 | 0.20 | 8831 | Crombie fully excluded, Rawlings ex |
| | Votes Transferred | | | | 71.10 | 33.84 | 28.03 | 47.69 | | -240.31 | 42.62 | | 17.00 | 0.03 | | Rawlings' votes distributed |
| Count 16 to 19 | Progress totals | 1767.00 | | | 1647.64 | 426.04 | 722.66 | 323.10 | 1767.00 | 0.00 | 383.34 | 1767.00 | 26.99 | 0.23 | 8831 | Rawlings fully excluded, Kelly exclu |
| | Votes Transferred | | | | 98.98 | 60.99 | 77.50 | -323.10 | | | 62.86 | | 22.75 | 0.02 | | Kelly's votes distributed |
| Count 20 | Progress totals | 1767.00 | | | 1746.62 | 487.03 | 800.16 | 0.00 | 1767.00 | | 446.20 | 1767.00 | 49.74 | 0.25 | 8831 | Kelly fully excluded, Sherriff exclu |
| | Votes Transferred | | | | 165.00 | 68.00 | 72.00 | | | | -331.00 | | 26.00 | 0.00 | | Sherriff's votes distributed |
| Count 21 | Progress totals | 1767.00 | | | 1911.62 | 555.03 | 872.16 | | 1767.00 | | 115.20 | 1767.00 | 75.74 | 0.25 | 8831 | Green elected 4 , Sherriff partially e |

Burnie Mayor 2002 First Preferences



Burnie Deputy Mayor 2002 First Preferences



Burnie City Council

Polling closed at 10am 29th October 2002

Returning Officer: Mr Julian Type

Declarations admitted: 8945

Ballot paper adjustment: 4

Total ballot papers: 8941

Formal votes: 8876

Informal ballot papers: 65

Informality rate: 0.73%

Mayor

| | | Candidates | | | Exhausted Votes | Total Votes | Absolute Majority | Remarks |
|---------|-------|------------|------|--------|--------------------|----------------|----------------------|---------------------|
| | | Blizzard | Boyd | Winter | | | | |
| Count 1 | Total | 2749 | 4705 | 1422 | | 8876 | 4439 | Boyd elected |

Burnie City Council

Polling closed at 10am 29 October 2002

Returning Officer: Mr Julian Type

Declarations admitted: 8945

Ballot paper adjustment: 4

Total ballot papers: 8941


Formal votes: 8807

Informal ballot papers: 134

Informality rate: 1.50%

Deputy Mayor

| | | Candidates | | | | Exhausted Votes | Total Votes | Absolute Majority | Remarks |
|---------|-------------------|------------|--------|-------|-------|--------------------|----------------|----------------------|--------------------------|
| | | Altimira | French | Green | Munro | | | | |
| Count 1 | Total | 1173 | 2710 | 1952 | 2972 | 0 | 8807 | 4404 | |
| Count 2 | Votes transferred | -1173 | 283 | 277 | 445 | 168 | | | Altimira excluded |
| | Progress totals | 0 | 2993 | 2229 | 3417 | 168 | 8807 | 4319 | |
| Count 3 | Votes transferred | | 761 | -1952 | 921 | 270 | | | Green partially excluded |
| | Progress totals | | 3745 | 277 | 4338 | 438 | 8807 | 4185 | Munro elected |



Central Coast Council 2002 election report

Table of contents

- Local Government Elections in Tasmania
- Report on the 2002 Central Coast Council Election
- List of Councillors following the 2002 elections
- Councillor results
- Mayor and Deputy Mayor results

Local Government Elections in Tasmania

Every second (even) year elections are held in all 29 councils for the positions of mayor and deputy mayor and half the councillor positions. Where required, by-elections are held concurrently for vacancies that have occurred since the last elections.

The Tasmanian Electoral Office (TEO) supervises the conduct of elections in accordance with the *Local Government Act 1993*. Elections by postal ballot have been held in 1994, 1996, 1999 (deferred from 1998), 2000 and 2002, with the next elections due in October 2004.

Since 2000 mayors and deputy mayors are elected directly by the electors in each municipal area.

Candidate information booklets and complete election results for the state are available from the TEO and are posted on the TEO website www.electoral.tas.gov.au.

2002 Election timetable

| | |
|--|------------------------------------|
| Notice of election published | Saturday 14 September |
| Electoral rolls closed | 6 pm Thursday 19 September |
| Nomination period | 23 September— 12 noon on 2 October |
| Nominations closed | 12 noon Wednesday 2 October |
| Nominations announced & draw for ballot paper positions | 12 noon Thursday 3 October |
| Ballot material delivered to electors | 15–18 October |
| Polling period | 15–29 October |
| Close of poll | 10 am Tuesday 29 October |

Casual vacancies

Casual vacancies are filled by recount where possible, unless the vacancy occurs within 6 months of a forthcoming election. Only unelected candidates from the relevant election may contest a recount. A candidate elected at a recount serves until the next council election. If a recount is not possible, a by-election is held—with the candidate elected to serve for the remainder of the term of office of the original councillor.

Elector polls

A council may hold an elector poll on any issue it determines. It may also be required to hold an elector poll following petitions from electors in accordance with Part 6 of the Act. A council is not bound by the result of an elector poll.

Electoral system

Voting in Tasmanian local government elections is not compulsory.

Elections for councillor positions are conducted using a system modelled on the Hare-Clark method of proportional representation used in Tasmanian House of Assembly elections.

Mayoral and deputy mayoral elections use a preferential system similar to that used for Tasmanian Legislative Council and Federal House of Representatives elections.

Report on the 2002 Central Coast Council Election

Elections were held for the positions of Mayor and Deputy Mayor for 2 year terms, and 6 Councillors for 4 year terms.

15 180 Central Coast electors were enrolled for the 2002 elections, comprising 15 074 (99.30%) from the State House of Assembly roll and 106 (0.70%) from the General Manager's roll.

60.83% of Central Coast electors returned their ballot papers in comparison with 57.48% statewide.

Candidates at the 2002 elections

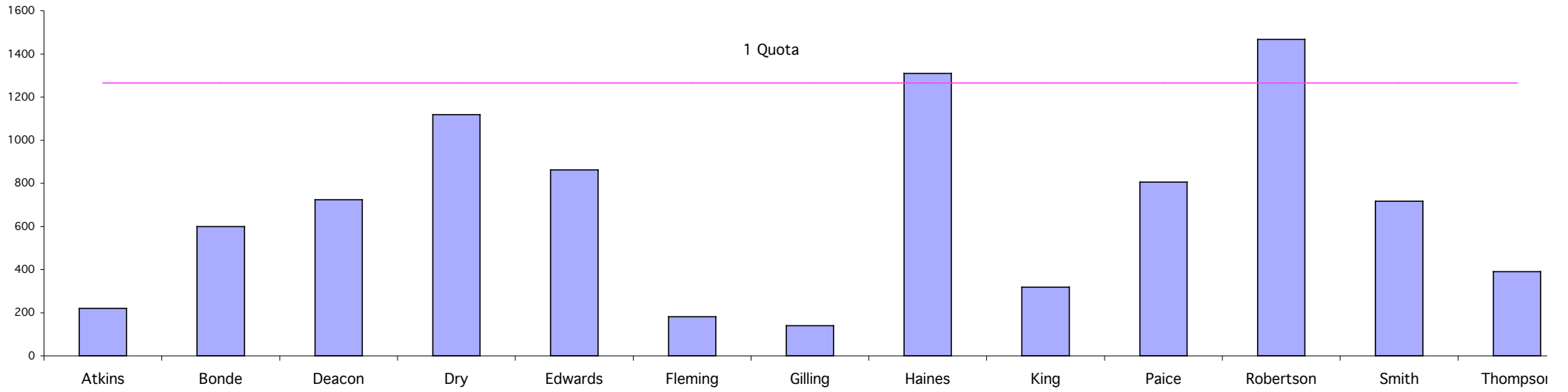
| Mayor | | Councillors | |
|---------------------|-----------------|---------------------|-----------------|
| COOPER, Rodney | West Ulverstone | ATKINS, Geoff | Ulverstone |
| ★ DOWNIE, Mike* | Riana | BONDE, Lionel | Turners Beach |
| PAICE, Jon | Ulverstone | ★ DEACON, John | Ulverstone |
| | | ★ DRY, David* | Ulverstone |
| | | ★ EDWARDS, Jan* | Ulverstone |
| | | FLEMING, Kerrie | Preston |
| | | GILLING, Lesley | North Motton |
| Deputy Mayor | | ★ HAINES, Ken* | Ulverstone |
| EDWARDS, Jan | Ulverstone | KING, Wayne | Ulverstone |
| HAINES, Ken | Ulverstone | PAICE, Jon | Ulverstone |
| MARSHALL, Beryl | Ulverstone | ★ ROBERTSON, Brian* | West Ulverstone |
| ★ ROBERTSON, Brian* | West Ulverstone | ★ SMITH, Julie* | Ulverstone |
| | | THOMPSON, Gavin | Ulverstone |

★ denotes elected candidate
* denotes seeking re-election

Central Coast Councillors following the 2002 elections

| Mayor | 12 Councillors | |
|-----------------------|-----------------------|-----------------------|
| <i>term ends 2004</i> | <i>term ends 2006</i> | <i>term ends 2004</i> |
| DOWNIE Mike | ROBERTSON Brian | DOWNIE Mike |
| Deputy Mayor | HAINES Ken | COOPER Rodney |
| <i>term ends 2004</i> | DRY David | VANDERFEEN Andrew |
| ROBERTSON Brian | EDWARDS Jan | BARKER Warren |
| | DEACON John | MARSHALL Beryl |
| | SMITH Julie | McKENNA Terry |

Central Coast Council 2002 First Preferences



Central Coast Council

Polling closed at 10am 29 October 2002

Number to be elected: 6

Returning Officer: Mr Julian Type

Electors enrolled: 15180

Declarations returned: 9234

Response: 60.83%

Declarations rejected: 170

Declarations admitted: 9064

Rejection rate: 1.84%

Ballot paper adjustment: 2

Total ballot papers: 9062

Formal Votes: 8854

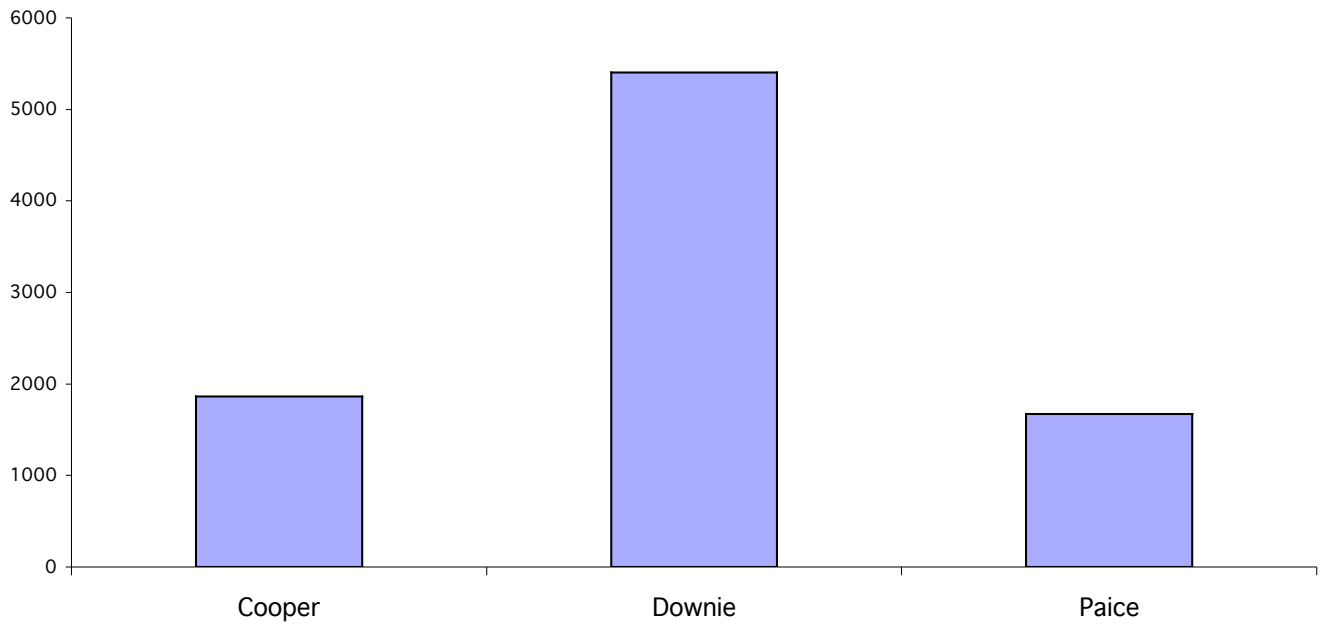
Informal ballot papers: 208

Informality rate: 2.30%

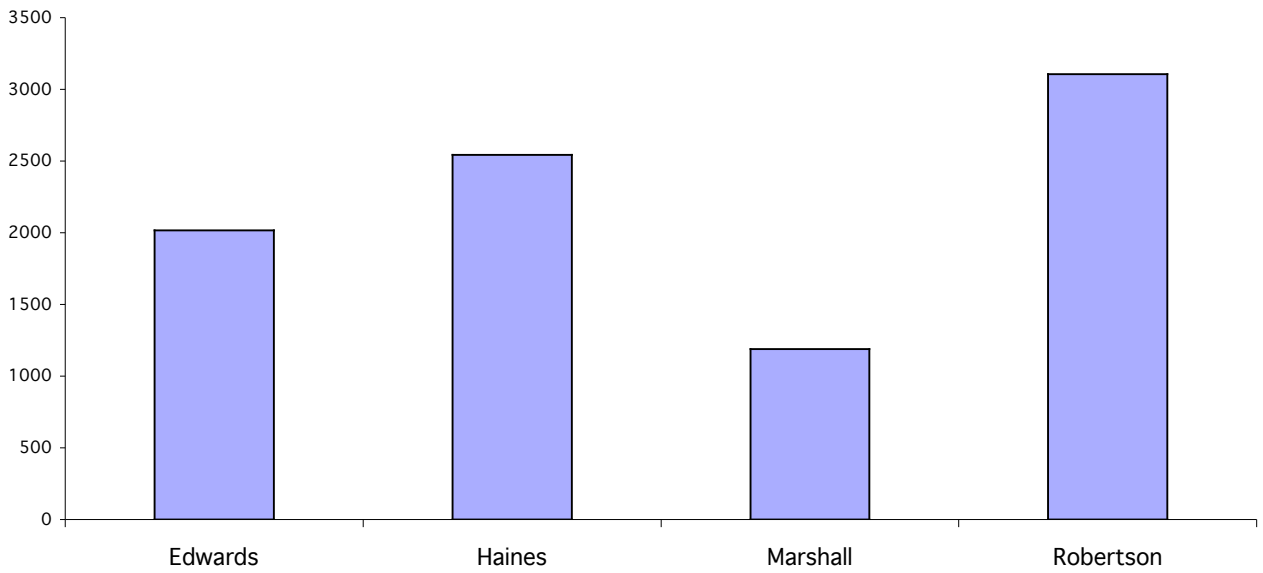
Quota= 1265

| | | Candidates | | | | | | | | | | | | Exhausted | Loss (Gain) by fraction | Total Votes | Remarks | |
|----------------|-------------------|------------|---------|---------|---------|---------|---------|---------|---------|---------|---------|-----------|---------|-----------|----------------------------|-------------|---------|---|
| | | Atkins | Bonde | Deacon | Dry | Edwards | Fleming | Gilling | Haines | King | Palce | Robertson | Smith | | | | | Thompson |
| Count 1 | Total | 220.00 | 600.00 | 724.00 | 1118.00 | 862.00 | 182.00 | 140.00 | 1310.00 | 318.00 | 805.00 | 1467.00 | 717.00 | 391.00 | 0.00 | 0.00 | 8854 | ROBERTSON elected 1, HAINES elected 2 |
| Count 2 | Votes transferred | 4.68 | 21.20 | 21.48 | 33.18 | 34.42 | 3.30 | 4.81 | | 12.39 | 21.75 | -202.00 | 31.53 | 13.21 | 0.00 | 0.05 | | ROBERTSON's surplus distributed |
| Count 3 | Progress totals | 224.68 | 621.20 | 745.48 | 1151.18 | 896.42 | 185.30 | 144.81 | 1310.00 | 330.39 | 826.75 | 1265.00 | 748.53 | 404.21 | 0.00 | 0.05 | 8854 | |
| | Votes transferred | 1.33 | 5.73 | 5.80 | 9.41 | 5.53 | 1.13 | 0.96 | -45.00 | 2.57 | 3.67 | | 5.35 | 3.46 | 0.00 | 0.06 | | HAINES' surplus distributed |
| Count 4 to 6 | Progress totals | 226.01 | 626.93 | 751.28 | 1160.59 | 901.95 | 186.43 | 145.77 | 1265.00 | 332.96 | 830.42 | 1265.00 | 753.88 | 407.67 | 0.00 | 0.11 | 8854 | GILLING excluded |
| | Votes transferred | 5.16 | 12.51 | 21.41 | 13.47 | 14.54 | 27.78 | -145.77 | | 7.19 | 8.68 | | 18.78 | 16.16 | 0.00 | 0.09 | | GILLING's votes distributed |
| Count 7 to 9 | Progress totals | 231.17 | 639.44 | 772.69 | 1174.06 | 916.49 | 214.21 | 0.00 | 1265.00 | 340.15 | 839.10 | 1265.00 | 772.66 | 423.83 | 0.00 | 0.20 | 8854 | GILLING fully excluded, FLEMING excluded |
| | Votes transferred | 13.27 | 17.44 | 29.68 | 33.92 | 32.85 | -214.21 | | | 15.40 | 17.33 | | 43.82 | 10.44 | 0.00 | 0.06 | | FLEMING's votes distributed |
| Count 10 to 12 | Progress totals | 244.44 | 656.88 | 802.37 | 1207.98 | 949.34 | 0.00 | | 1265.00 | 355.55 | 856.43 | 1265.00 | 816.48 | 434.27 | 0.00 | 0.26 | 8854 | FLEMING fully excluded, ATKINS excluded |
| | Votes transferred | -244.44 | 39.09 | 34.30 | 41.40 | 30.71 | | | | 17.65 | 18.54 | | 29.95 | 32.74 | 0.00 | 0.06 | | ATKINS' votes distributed |
| Count 13 | Progress totals | 0.00 | 695.97 | 836.67 | 1249.38 | 980.05 | | | 1265.00 | 373.20 | 874.97 | 1265.00 | 846.43 | 467.01 | 0.00 | 0.32 | 8854 | ATKINS fully excluded, KING excluded |
| | Votes transferred | | 51.00 | 87.00 | 53.00 | 51.00 | | | | -357.00 | 27.00 | | 57.00 | 31.00 | 0.00 | 0.00 | | KING's votes distributed |
| Count 14 to 15 | Progress totals | | 746.97 | 923.67 | 1302.38 | 1031.05 | | | 1265.00 | 16.20 | 901.97 | 1265.00 | 903.43 | 498.01 | 0.00 | 0.32 | 8854 | DRY elected 3 , KING partially excluded |
| | Votes transferred | | 3.60 | 3.74 | | 3.19 | | | | -16.20 | 1.85 | | 2.02 | 1.78 | 0.00 | 0.02 | | KING's votes distributed |
| Count 16 | Progress totals | | 750.57 | 927.41 | 1302.38 | 1034.24 | | | 1265.00 | 0.00 | 903.82 | 1265.00 | 905.45 | 499.79 | 0.00 | 0.34 | 8854 | KING fully excluded |
| | Votes transferred | | 9.87 | 11.28 | -37.38 | 5.64 | | | | | 1.41 | | 2.82 | 5.64 | 0.70 | 0.02 | | DRY's surplus distributed |
| Count 17 to 20 | Progress totals | | 760.44 | 938.69 | 1265.00 | 1039.88 | | | 1265.00 | | 905.23 | 1265.00 | 908.27 | 505.43 | 0.70 | 0.36 | 8854 | THOMPSON excluded |
| | Votes transferred | | 126.81 | 100.39 | | 100.89 | | | | | 79.37 | | 88.99 | -505.43 | 9.00 | -0.02 | | THOMPSON's votes distributed |
| Count 21 | Progress totals | | 887.25 | 1039.08 | 1265.00 | 1140.77 | | | 1265.00 | | 984.60 | 1265.00 | 997.26 | 0.00 | 9.70 | 0.34 | 8854 | THOMPSON fully excluded, BONDE excluded |
| | Votes transferred | | -835.00 | 243.00 | | 206.00 | | | | | 152.00 | | 211.00 | | 23.00 | 0.00 | | BONDE's votes distributed |
| Count 22 to 24 | Progress totals | | 52.25 | 1282.08 | 1265.00 | 1346.77 | | | 1265.00 | | 1136.60 | 1265.00 | 1208.26 | | 32.70 | 0.34 | 8854 | EDWARDS elected 4, DEACON elected 5 , BONDE partially excluded |
| | Votes transferred | | -52.25 | | | | | | | | 20.46 | | 25.50 | | 6.32 | -0.03 | | BONDE's votes distributed |
| Count 25 | Progress totals | | 0.00 | 1282.08 | 1265.00 | 1346.77 | | | 1265.00 | | 1157.06 | 1265.00 | 1233.76 | | 39.02 | 0.31 | 8854 | BONDE fully excluded |
| | Votes transferred | | | | | -81.77 | | | | | 26.59 | | 43.26 | | 11.90 | 0.02 | | EDWARDS' surplus distributed |
| Count 26 | Progress totals | | | 1282.08 | 1265.00 | 1265.00 | | | 1265.00 | | 1183.65 | 1265.00 | 1277.02 | | 50.92 | 0.33 | 8854 | SMITH elected 6 |

Central Coast Mayor 2002 First Preferences



Central Coast Deputy Mayor 2002 First Preferences



Central Coast Council

Polling closed at 10am 29th October 2002

Returning Officer: Mr Julian Type

Declarations admitted: 9064

Ballot paper adjustment: 4

Total ballot papers: 9060

Formal votes: 8941

Informal ballot papers: 119

Informality rate: 1.31%

Mayor

| | | Candidates | | | | Exhausted Votes | Total Votes | Absolute Majority | Remarks |
|---------|-------|------------|--------|-------|---|--------------------|----------------|-----------------------|---------|
| | | Cooper | Downie | Paice | | | | | |
| Count 1 | Total | 1864 | 5403 | 1674 | 0 | 8941 | 4471 | Downie elected | |

Central Coast Council

Polling closed at 10am 29th October 2002

Returning Officer: Mr Julian Type

Declarations admitted: 9064

Ballot paper adjustment: 3

Total ballot papers: 9061

Formal votes: 8859

Informal ballot papers: 202

Informality rate: 2.23%

Deputy Mayor

| | | Candidates | | | | Exhausted Votes | Total Votes | Absolute Majority | Remarks |
|---------|-------------------|------------|--------|----------|-----------|--------------------|----------------|----------------------|--------------------------|
| | | Edwards | Haines | Marshall | Robertson | | | | |
| Count 1 | Total | 2018 | 2544 | 1190 | 3107 | | 8859 | 4430 | |
| Count 2 | Votes transferred | 466 | 290 | -1190 | 289 | 145 | | | Marshall excluded |
| | Progress totals | 2484 | 2834 | 0 | 3396 | 145 | 8859 | 4357 | |
| Count 3 | Votes transferred | -2484 | 912 | | 1286 | 286 | | | Edwards excluded |
| | Progress totals | 0 | 3746 | | 4682 | 431 | 8859 | 4214 | Robertson elected |



Central Highlands Council

2002 election report

Table of contents

- Local Government Elections in Tasmania
- Report on the 2002 Central Highlands Council Election
- List of Councillors following the 2002 elections
- Councillor results
- Mayor and Deputy Mayor results

Local Government Elections in Tasmania

Every second (even) year elections are held in all 29 councils for the positions of mayor and deputy mayor and half the councillor positions. Where required, by-elections are held concurrently for vacancies that have occurred since the last elections.

The Tasmanian Electoral Office (TEO) supervises the conduct of elections in accordance with the *Local Government Act 1993*. Elections by postal ballot have been held in 1994, 1996, 1999 (deferred from 1998), 2000 and 2002, with the next elections due in October 2004.

Since 2000 mayors and deputy mayors are elected directly by the electors in each municipal area.

Candidate information booklets and complete election results for the state are available from the TEO and are posted on the TEO website www.electoral.tas.gov.au.

2002 Election timetable

| | |
|--|------------------------------------|
| Notice of election published | Saturday 14 September |
| Electoral rolls closed | 6 pm Thursday 19 September |
| Nomination period | 23 September— 12 noon on 2 October |
| Nominations closed | 12 noon Wednesday 2 October |
| Nominations announced & draw for ballot paper positions | 12 noon Thursday 3 October |
| Ballot material delivered to electors | 15–18 October |
| Polling period | 15–29 October |
| Close of poll | 10 am Tuesday 29 October |

Casual vacancies

Casual vacancies are filled by recount where possible, unless the vacancy occurs within 6 months of a forthcoming election. Only unelected candidates from the relevant election may contest a recount. A candidate elected at a recount serves until the next council election. If a recount is not possible, a by-election is held—with the candidate elected to serve for the remainder of the term of office of the original councillor.

Elector polls

A council may hold an elector poll on any issue it determines. It may also be required to hold an elector poll following petitions from electors in accordance with Part 6 of the Act. A council is not bound by the result of an elector poll.

Electoral system

Voting in Tasmanian local government elections is not compulsory.

Elections for councillor positions are conducted using a system modelled on the Hare-Clark method of proportional representation used in Tasmanian House of Assembly elections.

Mayoral and deputy mayoral elections use a preferential system similar to that used for Tasmanian Legislative Council and Federal House of Representatives elections.

Report on the 2002 Central Highlands Council Election

Elections were held for the positions of Mayor and Deputy Mayor for 2 year terms, 4 Councillors for 4 year terms, and one by-election for a Councillor for a 2 year term. 2 518 Central Highlands electors were enrolled for the 2002 elections, comprising 1 653 (65.65%) from the State House of Assembly roll and 865 (34.35%) from the General Manager's roll.

67.08% of Central Highlands electors returned their ballot papers in comparison with 57.48% statewide.

Candidates at the 2002 elections

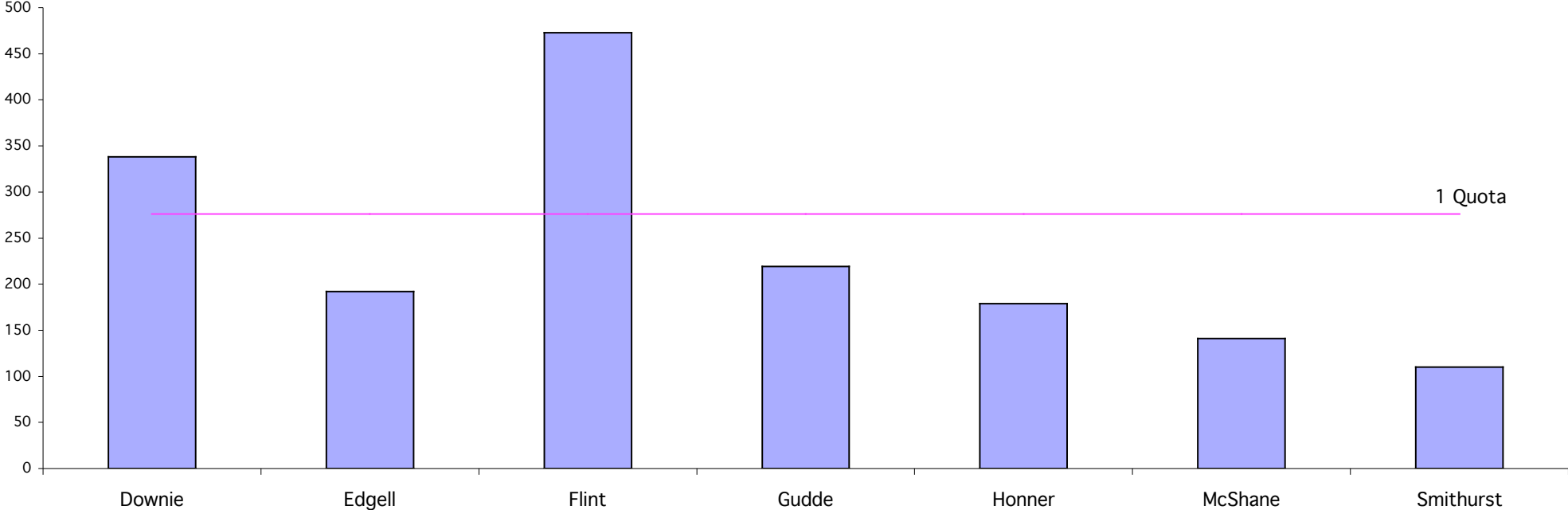
| Mayor | | Councillors | |
|---------------------|-------------|--------------------|-------------|
| ★ FLINT, Deirdre | Hollow Tree | ★ DOWNIE, Andrew | Gretna |
| | | ★ EDGELL, Henry | Bothwell |
| | | ★ FLINT, Deirdre* | Hollow Tree |
| | | ★ GUDDE, David | Hamilton |
| | | ★ HONNER, Julie | Miena |
| | | McSHANE, Peter* | Bothwell |
| | | SMITHURST, Terry | Ellendale |
| Deputy Mayor | | | |
| ★ BOWDEN, Richard* | Bothwell | | |

★ denotes elected candidate
* denotes seeking re-election

Central Highlands Councillors following the 2002 elections

| Mayor | 9 Councillors | |
|-----------------------|-----------------------|------------------------|
| <i>term ends 2004</i> | <i>term ends 2006</i> | <i>term ends 2004</i> |
| FLINT Deidre | FLINT Deidre | BOWDEN Richard |
| | DOWNIE Andrew | SHOOBRIDGE John Rupert |
| Deputy Mayor | GUDDE David | MONKS Janet |
| <i>term ends 2004</i> | HONNER Julie | TOMLIN Nigel |
| BOWDEN Richard | | EDGELL Henry |

Central Highlands Councillor 2002 First Preferences



Central Highlands Council

Polling closed at 10am 29 October 2002

Number to be elected: 5

Returning Officer: Mr Graham Hyde

Electors enrolled: 2518

Declarations returned: 1689

Response: 67.08%

Declarations rejected: 20

Declarations admitted: 1669

Rejection rate: 1.18%

Ballot paper adjustment: 4

Total ballot papers: 1665

Quota= 276

Formal Votes: 1652

Informal ballot papers: 13

Informality rate: 0.78%

| | | Candidates | | | | | | Exhausted | Loss (Gain) by fraction | Total Votes | Remarks |
|---------|-------------------|------------|--------|---------|--------|--------|---------|-----------|----------------------------|-------------|--|
| | | Downie | Edgell | Flint | Gudde | Honner | McShane | | | | |
| Count 1 | Total | 338.00 | 192.00 | 473.00 | 219.00 | 179.00 | 141.00 | 110.00 | 0.00 | 0.00 | 1652 Flint elected 1, Downie elected 2 |
| Count 2 | Votes transferred | | 30.82 | -197.00 | 39.56 | 53.31 | 47.06 | 26.23 | 0.00 | 0.02 | Flint's surplus distributed |
| Count 3 | Progress totals | 338.00 | 222.82 | 276.00 | 258.56 | 232.31 | 188.06 | 136.23 | 0.00 | 0.02 | 1652 |
| | Votes transferred | -62.00 | 13.57 | | 14.85 | 8.80 | 17.42 | 7.33 | 0.00 | 0.03 | Downie's surplus distributed |
| Count 4 | Progress totals | 276.00 | 236.39 | 276.00 | 273.41 | 241.11 | 205.48 | 143.56 | 0.00 | 0.05 | 1652 Smithhurst excluded |
| | Votes transferred | | 11.00 | | 55.00 | 25.00 | 19.00 | -110.00 | 0.00 | 0.00 | Smithhurst's votes distributed |
| Count 5 | Progress totals | 276.00 | 247.39 | 276.00 | 328.41 | 266.11 | 224.48 | 33.56 | 0.00 | 0.05 | 1652 Gudde elected 3 , Smithhurst partially excluded |
| | Votes transferred | | 2.91 | | | 10.82 | 12.49 | -26.23 | 0.00 | 0.01 | Smithhurst's votes distributed |
| Count 6 | Progress totals | 276.00 | 250.30 | 276.00 | 328.41 | 276.93 | 236.97 | 7.33 | 0.00 | 0.06 | 1652 Honner elected 4 , Smithhurst partially excluded |
| | Votes transferred | | 2.75 | | | | 4.58 | -7.33 | 0.00 | 0.00 | Smithhurst's votes distributed |
| Count 7 | Progress totals | 276.00 | 253.05 | 276.00 | 328.41 | 276.93 | 241.55 | 0.00 | 0.00 | 0.06 | 1652 Smithhurst fully excluded |
| | Votes transferred | | 21.91 | | -52.41 | | 30.49 | | 0.00 | 0.01 | Gudde's surplus distributed |
| Count 8 | Progress totals | 276.00 | 274.96 | 276.00 | 276.00 | 276.93 | 272.04 | | 0.00 | 0.07 | 1652 |
| | Votes transferred | | 0.25 | | | -0.93 | 0.64 | | 0.03 | 0.01 | Honner's surplus distributed |
| Count 9 | Progress totals | 276.00 | 275.21 | 276.00 | 276.00 | 276.00 | 272.68 | | 0.03 | 0.08 | 1652 McShane excluded, Edgell elected 5 |

Mayor— Deirdre Flint

Elected unopposed

Deputy Mayor— Richard Bowden
Elected unopposed



Circular Head Council

2002 election report

Table of contents

- Local Government Elections in Tasmania
- Report on the 2002 Circular Head Council Election
- List of Councillors following the 2002 elections
- Councillor results
- Deputy Mayor result

Local Government Elections in Tasmania

Every second (even) year elections are held in all 29 councils for the positions of mayor and deputy mayor and half the councillor positions. Where required, by-elections are held concurrently for vacancies that have occurred since the last elections.

The Tasmanian Electoral Office (TEO) supervises the conduct of elections in accordance with the *Local Government Act 1993*. Elections by postal ballot have been held in 1994, 1996, 1999 (deferred from 1998), 2000 and 2002, with the next elections due in October 2004.

Since 2000 mayors and deputy mayors are elected directly by the electors in each municipal area.

Candidate information booklets and complete election results for the state are available from the TEO and are posted on the TEO website www.electoral.tas.gov.au.

2002 Election timetable

| | |
|--|------------------------------------|
| Notice of election published | Saturday 14 September |
| Electoral rolls closed | 6 pm Thursday 19 September |
| Nomination period | 23 September— 12 noon on 2 October |
| Nominations closed | 12 noon Wednesday 2 October |
| Nominations announced & draw for ballot paper positions | 12 noon Thursday 3 October |
| Ballot material delivered to electors | 15–18 October |
| Polling period | 15–29 October |
| Close of poll | 10 am Tuesday 29 October |

Casual vacancies

Casual vacancies are filled by recount where possible, unless the vacancy occurs within 6 months of a forthcoming election. Only unelected candidates from the relevant election may contest a recount. A candidate elected at a recount serves until the next council election. If a recount is not possible, a by-election is held—with the candidate elected to serve for the remainder of the term of office of the original councillor.

Elector polls

A council may hold an elector poll on any issue it determines. It may also be required to hold an elector poll following petitions from electors in accordance with Part 6 of the Act. A council is not bound by the result of an elector poll.

Electoral system

Voting in Tasmanian local government elections is not compulsory.

Elections for councillor positions are conducted using a system modelled on the Hare-Clark method of proportional representation used in Tasmanian House of Assembly elections.

Mayoral and deputy mayoral elections use a preferential system similar to that used for Tasmanian Legislative Council and Federal House of Representatives elections.

Report on the 2002 Circular Head Council Election

Elections were held for the positions of Mayor and Deputy Mayor for 2 year terms, and 5 Councillors for 4 year terms.

5 614 Circular Head electors were enrolled for the 2002 elections, comprising 5 436 (96.83%) from the State House of Assembly roll and 178 (3.17%) from the General Manager's roll.

63.88% of Circular Head electors returned their ballot papers in comparison with 57.48% statewide.

Candidates at the 2002 elections

| Mayor | | Councillors | |
|----------------------|----------|--------------------|-----------|
| ★ HINE, Ross* | Marrawah | ★ FLOWERS, Rodney | Mengha |
| | | ★ HINE, Ross* | Marrawah |
| | | ★ OLDAKER, John* | Togari |
| | | ★ SMITH, James* | Stanley |
| | | WELDON, Michael* | Nabageena |
| | | ★ WILSON, Darren F | Irishtown |
| Deputy Mayor | | | |
| OLDAKER, John | Togari | | |
| ★ QUILLIAM, Daryl H* | Smithton | | |

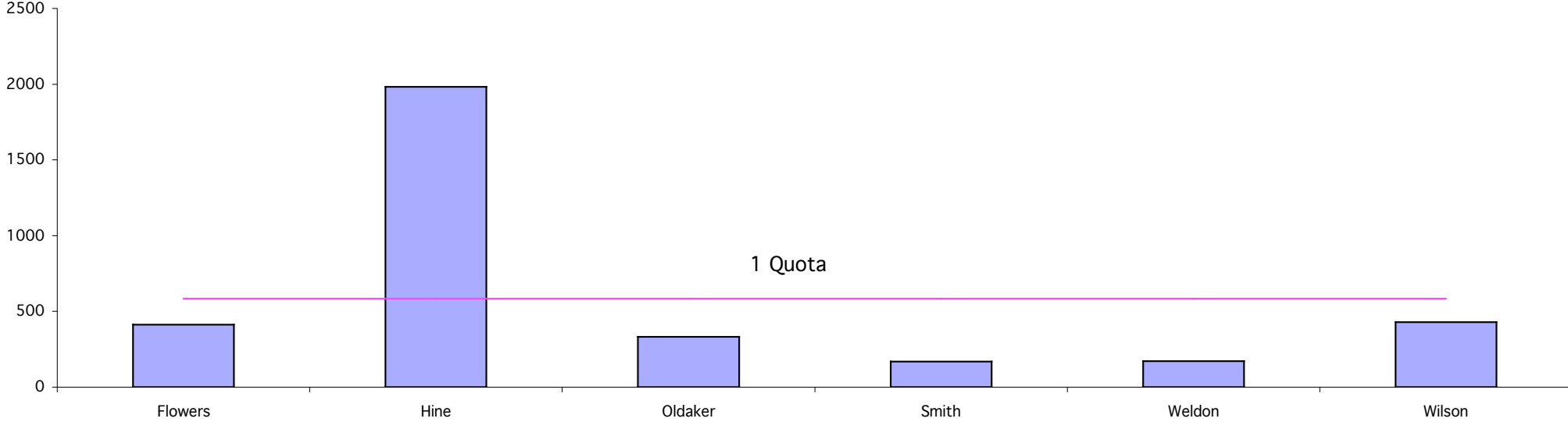
★ denotes elected candidate

* denotes seeking re-election

Circular Head Councillors following the 2002 elections

| Mayor | 9 Councillors | |
|-----------------------|-----------------------|-----------------------|
| <i>term ends 2004</i> | <i>term ends 2006</i> | <i>term ends 2004</i> |
| HINE Ross | HINE Ross | BUCKBY Michael |
| | WILSON Darren F | WELLS Graham |
| Deputy Mayor | OLDAKER John | QUILLIAM Daryl |
| <i>term ends 2004</i> | FLOWERS Rodney | CHARLES Bernard John |
| QUILLIAM Daryl H | SMITH James | |

Circular Head Councillor 2002 First Preferences



Circular Head Council

Electors enrolled: 5614

Declarations rejected: 55

Ballot paper adjustment: 0 Formal Votes: 3496

Polling closed at 10am 29 October 2002

Declarations returned: 3586

Declarations admitted: 3531

Total ballot papers: 3531 Informal ballot papers: 35

Number to be elected: 5

Response: 63.88%

Rejection rate: 1.53%

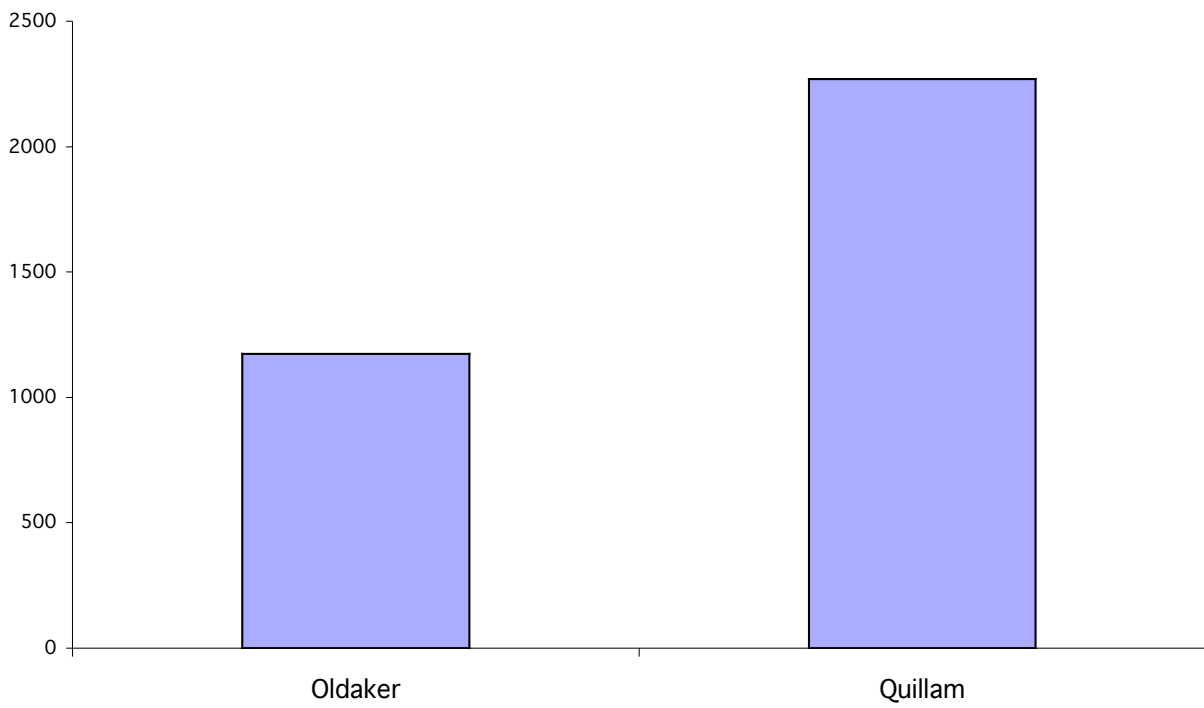
Informality rate: 0.99%

Returning Officer: Mr Julian Type

Quota= 583

| | | Candidates | | | | | | Exhausted | Loss (Gain) by fraction | Total Votes | Remarks |
|---------|-------------------|------------|----------|---------|--------|--------|---------|-----------|----------------------------|-------------|--|
| | | Flowers | Hine | Oldaker | Smith | Weldon | Wilson | | | | |
| Count 1 | Total | 413.00 | 1982.00 | 332.00 | 168.00 | 172.00 | 429.00 | 0.00 | 0.00 | 3496 | HINE elected 1 |
| Count 2 | Votes Transferred | 133.40 | -1399.00 | 291.51 | 352.22 | 293.63 | 328.22 | 0.00 | 0.02 | | HINE's surplus distributed |
| Count 3 | Progress totals | 546.40 | 583.00 | 623.51 | 520.22 | 465.63 | 757.22 | 0.00 | 0.02 | 3496 | WILSON elected 2, OLDAKER elected 3 |
| | Votes Transferred | 46.83 | | | 70.06 | 57.32 | -174.22 | 0.00 | 0.01 | | WILSON's surplus distributed |
| Count 4 | Progress totals | 593.23 | 583.00 | 623.51 | 590.28 | 522.95 | 583.00 | 0.00 | 0.03 | 3496 | FLOWERS elected 4, SMITH elected 5 |

Circular Head Deputy Mayor 2002 First Preferences



Mayor— Ross Hine Elected unopposed

Circular Head Council

Polling closed at 10am 29th October 2002

Returning Officer: Mr Julian Type

Declarations admitted: 3531

Ballot paper adjustment: 0

Total ballot papers: 3531

Formal votes: 3444

Informal ballot papers: 87

Informality rate: 2.46%

Deputy Mayor

| | | Candidates | | Exhausted Votes | Total Votes | Absolute Majority | Remarks |
|---------|-------|------------|---------|--------------------|----------------|----------------------|------------------------|
| | | Oldaker | Quillam | | | | |
| Count 1 | Total | 1174 | 2270 | 0 | 3444 | 1723 | Quillam elected |



Clarence City Council

2002 election report

Table of contents

- Local Government Elections in Tasmania
- Report on the 2002 Clarence City Council Election
- List of Councillors (Aldermen) following the 2002 elections
- Councillor (Aldermen) results
- Mayor and Deputy Mayor results

Local Government Elections in Tasmania

Every second (even) year elections are held in all 29 councils for the positions of mayor and deputy mayor and half the councillor positions. Where required, by-elections are held concurrently for vacancies that have occurred since the last elections.

The Tasmanian Electoral Office (TEO) supervises the conduct of elections in accordance with the *Local Government Act 1993*. Elections by postal ballot have been held in 1994, 1996, 1999 (deferred from 1998), 2000 and 2002, with the next elections due in October 2004.

Since 2000 mayors and deputy mayors are elected directly by the electors in each municipal area.

Candidate information booklets and complete election results for the state are available from the TEO and are posted on the TEO website www.electoral.tas.gov.au.

2002 Election timetable

| | |
|--|------------------------------------|
| Notice of election published | Saturday 14 September |
| Electoral rolls closed | 6 pm Thursday 19 September |
| Nomination period | 23 September— 12 noon on 2 October |
| Nominations closed | 12 noon Wednesday 2 October |
| Nominations announced & draw for ballot paper positions | 12 noon Thursday 3 October |
| Ballot material delivered to electors | 15–18 October |
| Polling period | 15–29 October |
| Close of poll | 10 am Tuesday 29 October |

Casual vacancies

Casual vacancies are filled by recount where possible, unless the vacancy occurs within 6 months of a forthcoming election. Only unelected candidates from the relevant election may contest a recount. A candidate elected at a recount serves until the next council election. If a recount is not possible, a by-election is held—with the candidate elected to serve for the remainder of the term of office of the original councillor.

Elector polls

A council may hold an elector poll on any issue it determines. It may also be required to hold an elector poll following petitions from electors in accordance with Part 6 of the Act. A council is not bound by the result of an elector poll.

Electoral system

Voting in Tasmanian local government elections is not compulsory.

Elections for councillor positions are conducted using a system modelled on the Hare-Clark method of proportional representation used in Tasmanian House of Assembly elections.

Mayoral and deputy mayoral elections use a preferential system similar to that used for Tasmanian Legislative Council and Federal House of Representatives elections.

Report on the 2002 Clarence City Council Election

Elections were held for the positions of Mayor and Deputy Mayor for 2 year terms, and 6 Councillors (Aldermen) for 4 year terms.

36 328 Clarence City electors were enrolled for the 2002 elections, comprising 35 958 (98.98%) from the State House of Assembly roll and 370 (1.02%) from the General Manager's roll.

53.24% of Clarence City electors returned their ballot papers in comparison with 57.48% statewide.

Candidates at the 2002 elections

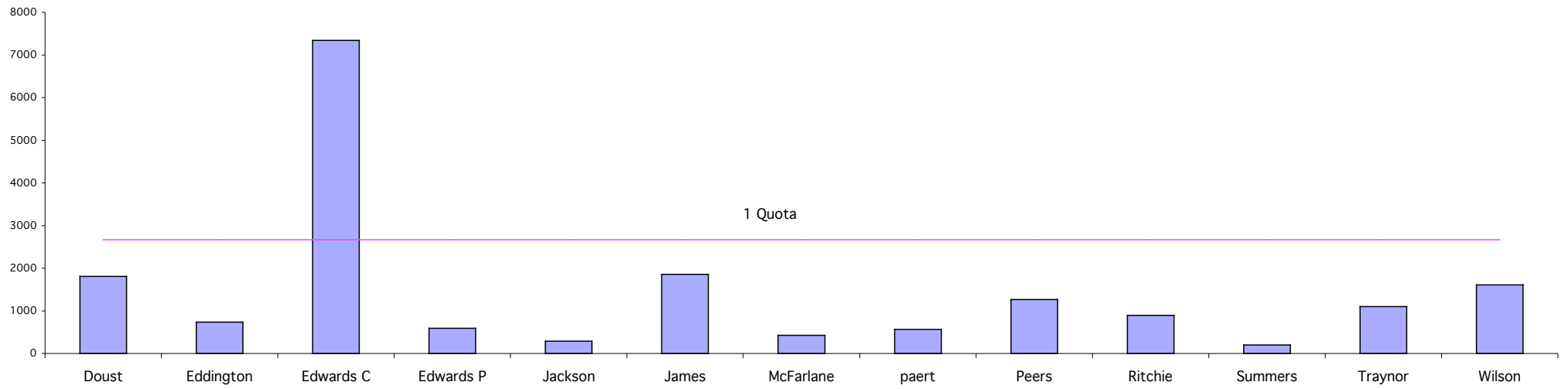
| Mayor | | Councillors (Aldermen) | |
|---------------------|-------------|-------------------------------|------------------|
| CHIPMAN, Doug | Bellerive | ★ DOUST, Doug* | Cambridge |
| ★ EDWARDS, Cathy* | Cambridge | EDDINGTON, David | Richmond |
| JAMES, Richard | Lindisfarne | ★ EDWARDS, Cathy* | Cambridge |
| TRAYNOR, David | Cremorne | EDWARDS, Peter | Rosny |
| | | JACKSON, David | Bellerive |
| | | ★ JAMES, Richard* | Lindisfarne |
| | | McFARLANE, Kay | Clarendon Vale |
| | | PEART, Kim | Lauderdale |
| Deputy Mayor | | ★ PEERS, John Phillip* | Rose Bay |
| ★ CAMPBELL, Jock * | Sandford | RITCHIE, Joe | Rose Bay |
| PEERS, John Phillip | Rose Bay | SUMMERS, Greg | Seven Mile Beach |
| WILSON, Deidre | Lindisfarne | ★ TRAYNOR, David* | Cremorne |
| | | ★ WILSON, Deidre* | Lindisfarne |

★ denotes elected candidate
* denotes seeking re-election

Clarence City Councillors following the 2002 elections

| Mayor | Councillors (Aldermen) | |
|-----------------------|-------------------------------|-----------------------|
| <i>term ends 2004</i> | <i>term ends 2006</i> | <i>term ends 2004</i> |
| EDWARDS Cathy | EDWARDS Cathy | CAMPBELL Jock |
| Deputy Mayor | DOUST Doug | McMANUS Martin |
| <i>term ends 2004</i> | WILSON Deidre | CHIPMAN Doug |
| CAMPBELL Jock | JAMES Richard | RYAN Bill |
| | PEERS John Phillip | EVANS Beverley |
| | TRAYNOR David | BLOMELEY Brendan |

Clarence City Councillor 2002 First Preferences



Clarence City Council

Polling closed at 10am 29 October 2002

Number to be elected: 6

Returning Officer: Mrs Sally Ridgeway

Electors enrolled: 36328

Declarations returned: 19340

Response: 53.24%

Declarations rejected: 254

Declarations admitted: 19086

Rejection rate: 1.31%

Ballot paper adjustment: 8

Total ballot papers: 19078

Formal Votes: 18675

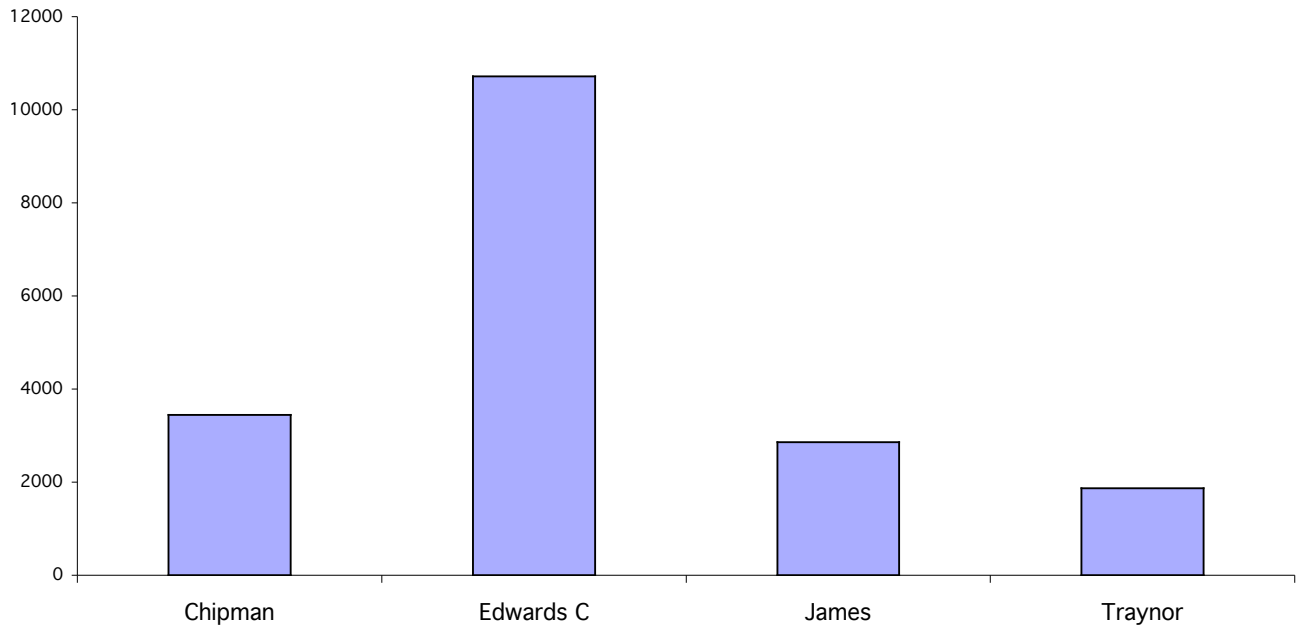
Informal ballot papers: 403

Informality rate: 2.11%

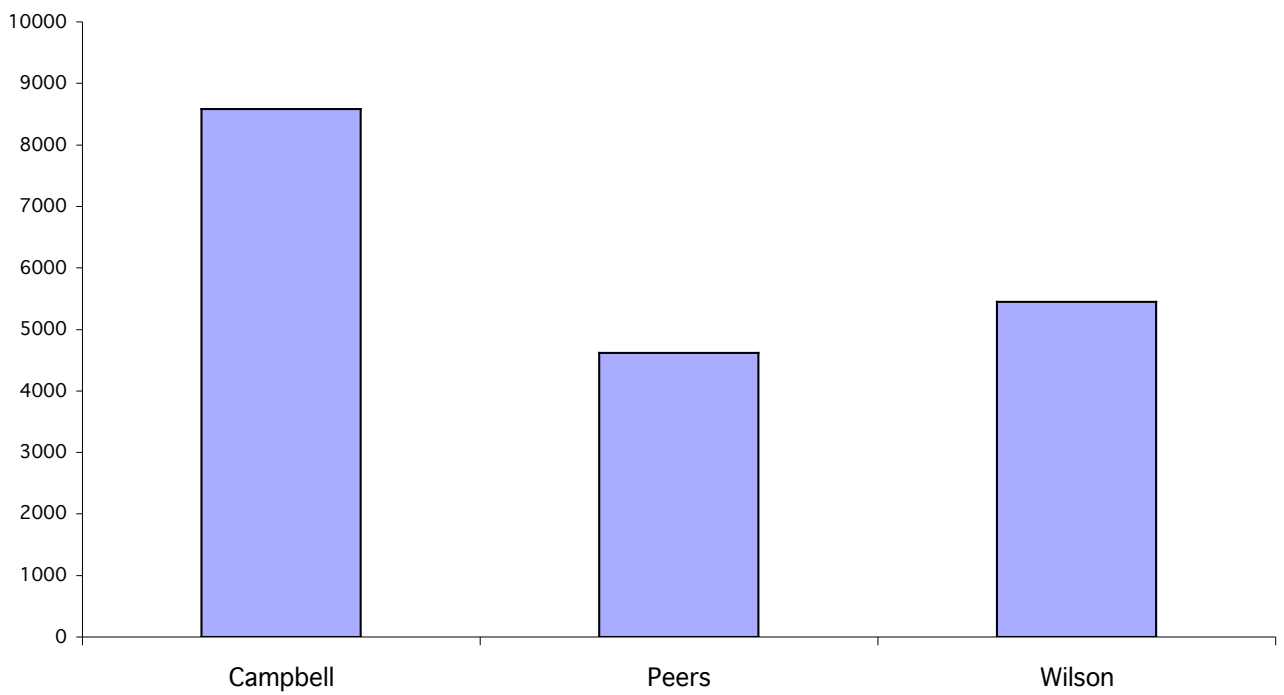
Quota= 2668

| | | Candidates | | | | | | | | | | | | Exhausted | Loss (Gain) by fraction | Total Votes | Remarks | |
|----------------|-------------------|------------|-----------|-----------|-----------|---------|---------|-----------|---------|---------|----------|---------|---------|-----------|----------------------------|-------------|---------|---|
| | | Doust | Eddington | Edwards C | Edwards P | Jackson | James | McFarlane | Peart | Peers | Ritchie | Summers | Traynor | Wilson | | | | |
| Count 1 | Total | 1807.00 | 734.00 | 7341.00 | 592.00 | 289.00 | 1853.00 | 429.00 | 563.00 | 1267.00 | 894.00 | 196.00 | 1103.00 | 1607.00 | 0.00 | 0.00 | 18675 | EDWARDS, C. elected 1 |
| Count 2 | Votes Transferred | 784.24 | 516.25 | -4673.00 | 337.37 | 120.94 | 664.56 | 166.14 | 163.59 | 604.73 | 162.95 | 47.10 | 546.16 | 558.90 | 0.00 | 0.07 | | EDWARDS, C.'s surplus distributed |
| Count 3 to 4 | Progress totals | 2591.24 | 1250.25 | 2668.00 | 929.37 | 409.94 | 2517.56 | 595.14 | 726.59 | 1871.73 | 1056.95 | 243.10 | 1649.16 | 2165.90 | 0.00 | 0.07 | 18675 | SUMMERS, G. excluded |
| | Votes Transferred | 15.90 | 7.27 | | 11.09 | 12.90 | 13.54 | 33.18 | 26.09 | 23.36 | 30.00 | -243.10 | 16.72 | 53.00 | 0.00 | 0.05 | | SUMMERS, G.'s votes distributed |
| Count 5 to 6 | Progress totals | 2607.14 | 1257.52 | 2668.00 | 940.46 | 422.84 | 2531.10 | 628.32 | 752.68 | 1895.09 | 1086.95 | 0.00 | 1665.88 | 2218.90 | 0.00 | 0.12 | 18675 | SUMMERS, G. fully excluded, JACKSON, D. excluded |
| | Votes Transferred | 59.73 | 55.18 | | 51.82 | -422.84 | 46.64 | 11.72 | 25.18 | 38.18 | 51.73 | | 52.18 | 30.45 | 0.00 | 0.03 | | JACKSON, D.'s votes distributed |
| Count 7 | Progress totals | 2666.87 | 1312.70 | 2668.00 | 992.28 | 0.00 | 2577.74 | 640.04 | 777.86 | 1933.27 | 1138.68 | | 1718.06 | 2249.35 | 0.00 | 0.15 | 18675 | JACKSON, D. fully excluded, MCFARLANE, P. excluded |
| | Votes Transferred | 31.00 | 19.00 | | 15.00 | | 21.00 | -465.00 | 59.00 | 20.00 | 18.00 | | 11.00 | 271.00 | 0.00 | 0.00 | | MCFARLANE, P.'s votes distributed |
| Count 8 | Progress totals | 2697.87 | 1331.70 | 2668.00 | 1007.28 | | 2598.74 | 175.04 | 836.86 | 1953.27 | 1156.68 | | 1729.06 | 2520.35 | 0.00 | 0.15 | 18675 | DOUST, D. elected 2 , MCFARLANE, P. partially excluded |
| | Votes Transferred | | 13.36 | | 8.27 | | 9.54 | -175.04 | 23.55 | 9.54 | 11.45 | | 17.82 | 81.47 | 0.00 | 0.04 | | MCFARLANE, P.'s votes distributed |
| Count 9 | Progress totals | 2697.87 | 1345.06 | 2668.00 | 1015.55 | | 2608.28 | 0.00 | 860.41 | 1962.81 | 1168.13 | | 1746.88 | 2601.82 | 0.00 | 0.19 | 18675 | MCFARLANE, P. fully excluded |
| | Votes Transferred | -29.87 | 0.96 | | 2.89 | | 3.85 | | 1.92 | 2.89 | 3.85 | | 7.70 | 5.78 | 0.00 | 0.03 | | DOUST, D.'s surplus distributed |
| Count 10 | Progress totals | 2668.00 | 1346.02 | 2668.00 | 1018.44 | | 2612.13 | | 862.33 | 1965.70 | 1171.98 | | 1754.58 | 2607.60 | 0.00 | 0.22 | 18675 | PEART, K. excluded |
| | Votes Transferred | | 60.00 | | 45.00 | | 93.00 | | -665.00 | 57.00 | 84.00 | | 71.00 | 254.00 | 1.00 | 0.00 | | PEART, K.'s votes distributed |
| Count 11 to 12 | Progress totals | 2668.00 | 1406.02 | 2668.00 | 1063.44 | | 2705.13 | | 197.33 | 2022.70 | 1255.98 | | 1825.58 | 2861.60 | 1.00 | 0.22 | 18675 | WILSON, D. elected 3 , JAMES, R. elected 4 , PEART, K. partially excluded |
| | Votes Transferred | | 34.37 | | 46.46 | | | | -197.33 | 38.19 | 34.38 | | 42.64 | | 1.27 | 0.02 | | PEART, K.'s votes distributed |
| Count 13 | Progress totals | 2668.00 | 1440.39 | 2668.00 | 1109.90 | | 2705.13 | | 0.00 | 2060.89 | 1290.36 | | 1868.22 | 2861.60 | 2.27 | 0.24 | 18675 | PEART, K. fully excluded |
| | Votes Transferred | | 23.62 | | 28.20 | | | | | 49.54 | 42.68 | | 43.44 | -193.60 | 6.09 | 0.03 | | WILSON, D.'s surplus distributed |
| Count 14 | Progress totals | 2668.00 | 1464.01 | 2668.00 | 1138.10 | | 2705.13 | | | 2110.43 | 1333.04 | | 1911.66 | 2668.00 | 8.36 | 0.27 | 18675 | |
| | Votes Transferred | | 4.39 | | 10.38 | | -37.13 | | | 7.98 | 3.59 | | 9.58 | | 1.19 | 0.02 | | JAMES, R.'s surplus distributed |
| Count 15 to 19 | Progress totals | 2668.00 | 1468.40 | 2668.00 | 1148.48 | | 2668.00 | | | 2118.41 | 1336.63 | | 1921.24 | 2668.00 | 9.55 | 0.29 | 18675 | EDWARDS, P. excluded |
| | Votes Transferred | | 278.23 | | -1148.48 | | | | | 318.97 | 209.25 | | 321.52 | | 20.45 | 0.06 | | EDWARDS, P.'s votes distributed |
| Count 20 | Progress totals | 2668.00 | 1746.63 | 2668.00 | 0.00 | | 2668.00 | | | 2437.38 | 1545.88 | | 2242.76 | 2668.00 | 30.00 | 0.35 | 18675 | EDWARDS, P. fully excluded, RITCHIE, M. excluded |
| | Votes Transferred | | 271.00 | | | | | | | 450.00 | -1180.00 | | 404.00 | | 55.00 | 0.00 | | RITCHIE, M.'s votes distributed |
| Count 21 to 22 | Progress totals | 2668.00 | 2017.63 | 2668.00 | | | 2668.00 | | | 2887.38 | 365.88 | | 2646.76 | 2668.00 | 85.00 | 0.35 | 18675 | PEERS, J. elected 5 , RITCHIE, M. partially excluded |
| | Votes Transferred | | 20.77 | | | | | | | | -60.84 | | 30.72 | | 9.34 | 0.01 | | RITCHIE, M.'s votes distributed |
| Count 23 | Progress totals | 2668.00 | 2038.40 | 2668.00 | | | 2668.00 | | | 2887.38 | 305.04 | | 2677.48 | 2668.00 | 94.34 | 0.36 | 18675 | TRAYNOR, D. elected 6 , RITCHIE, M. partially excluded |

Clarence City Mayor 2002 First Preferences



Clarence City Deputy Mayor 2002 First Preferences



Clarence City Council

Polling closed at 10am 29th October 2002

Returning Officer: Mrs Sally Ridgeway

Declarations admitted: 19086

Ballot paper adjustment: 8

Total ballot papers: 19078

Formal votes: 18885

Informal ballot papers: 193

Informality rate: 1.01%

Mayor

| | | Candidates | | | | Exhausted Votes | Total Votes | Absolute Majority | Remarks |
|---------|-------|------------|-----------|-------|---------|--------------------|----------------|----------------------|------------------------|
| | | Chipman | Edwards C | James | Traynor | | | | |
| Count 1 | Total | 3442 | 10718 | 2855 | 1870 | 0 | 18885 | 9443 | Edwards elected |

Clarence City Council

Polling closed at 10am 29th October 2002

Returning Officer: Mrs Sally Ridgeway

Declarations admitted: 19086

Ballot paper adjustment: 9

Total ballot papers: 19077


Formal votes: 18655

Informal ballot papers: 422

Informality rate: 2.21%

Deputy Mayor

| | | Candidates | | | Exhausted Votes | Total Votes | Absolute Majority | Remarks |
|---------|-------------------|------------|-------|--------|--------------------|----------------|----------------------|-------------------------|
| | | Campbell | Peers | Wilson | | | | |
| Count 1 | Total | 8587 | 4617 | 5451 | | 18655 | 9328 | |
| Count 2 | Votes transferred | 2414 | -4617 | 1497 | 706 | | | Peers excluded |
| | Progress totals | 11001 | 0 | 6948 | 706 | 18655 | 8975 | Campbell elected |



Derwent Valley Council 2002 election report

Table of contents

- Local Government Elections in Tasmania
- Report on the 2002 Derwent Valley Council Election
- List of Councillors following the 2002 elections
- Councillor results
- Mayor and Deputy Mayor results
- Recount result

Local Government Elections in Tasmania

Every second (even) year elections are held in all 29 councils for the positions of mayor and deputy mayor and half the councillor positions. Where required, by-elections are held concurrently for vacancies that have occurred since the last elections.

The Tasmanian Electoral Office (TEO) supervises the conduct of elections in accordance with the *Local Government Act 1993*. Elections by postal ballot have been held in 1994, 1996, 1999 (deferred from 1998), 2000 and 2002, with the next elections due in October 2004.

Since 2000 mayors and deputy mayors are elected directly by the electors in each municipal area.

Candidate information booklets and complete election results for the state are available from the TEO and are posted on the TEO website www.electoral.tas.gov.au.

2002 Election timetable

| | |
|--|------------------------------------|
| Notice of election published | Saturday 14 September |
| Electoral rolls closed | 6 pm Thursday 19 September |
| Nomination period | 23 September— 12 noon on 2 October |
| Nominations closed | 12 noon Wednesday 2 October |
| Nominations announced & draw for ballot paper positions | 12 noon Thursday 3 October |
| Ballot material delivered to electors | 15–18 October |
| Polling period | 15–29 October |
| Close of poll | 10 am Tuesday 29 October |

Casual vacancies

Casual vacancies are filled by recount where possible, unless the vacancy occurs within 6 months of a forthcoming election. Only unelected candidates from the relevant election may contest a recount. A candidate elected at a recount serves until the next council election. If a recount is not possible, a by-election is held—with the candidate elected to serve for the remainder of the term of office of the original councillor.

Elector polls

A council may hold an elector poll on any issue it determines. It may also be required to hold an elector poll following petitions from electors in accordance with Part 6 of the Act. A council is not bound by the result of an elector poll.

Electoral system

Voting in Tasmanian local government elections is not compulsory.

Elections for councillor positions are conducted using a system modelled on the Hare-Clark method of proportional representation used in Tasmanian House of Assembly elections.

Mayoral and deputy mayoral elections use a preferential system similar to that used for Tasmanian Legislative Council and Federal House of Representatives elections.

Report on the 2002 Derwent Valley Council Election

Elections were held for the positions of Mayor and Deputy Mayor for 2 year terms and 5 Councillors for 4 year terms.

6 555 Derwent Valley electors were enrolled for the 2002 elections, comprising 6 452 (98.43%) from the State House of Assembly roll and 103 (1.57%) from the General Manager's roll.

55.53% of Derwent Valley electors returned their ballot papers in comparison with 57.48% statewide.

Recount

One recount was held between the 2000 and 2002 elections. Councillor Robert Wall resigned from the Derwent Valley Council on 21 June 2001. Nine unelected candidates from the 1998 Derwent Valley election consented to contest the recount. The recount took place at noon Monday 9 July 2001. Full details are provided on the back page.

Candidates at the 2002 elections

| Mayor | | Councillors | |
|--------------------|---------|---------------------|------------------|
| ★ CRACKNELL, Nick* | Granton | BLACKWELL, Leonard* | New Norfolk |
| PARKER, Richard | Lachlan | ★ BROMFIELD, Judy* | New Norfolk |
| | | CLARK, Keith | Macquarie Plains |
| | | COWLEY, Dane | Lachlan |
| | | ★ CRACKNELL, Nick* | Granton |
| | | ★ FARRELL, Craig | New Norfolk |
| | | GOSS, Joe | New Norfolk |
| | | GRAHAM, James | New Norfolk |
| | | HARRIS, Ross | New Norfolk |
| | | ★ KEMP, Leon | New Norfolk |
| | | KTORI, Mike | Glenfern |
| | | MAHONEY, Vic | New Norfolk |
| | | SHOOBRIDGE, Wayne* | New Norfolk |
| | | ★ WILLIAMS, Ray* | New Norfolk |

Deputy Mayor

| | |
|--------------------|-------------|
| ★ NICHOLSON, Tony* | New Norfolk |
| SHOOBRIDGE, Wayne | New Norfolk |
| WILLIAMS, Ray | New Norfolk |

★ denotes elected candidate

* denotes seeking re-election

Derwent Valley Councillors following the 2002 elections

Mayor

term ends 2004

CRACKNELL Nick

Deputy Mayor

term ends 2004

NICHOLSON Tony

9 Councillors

term ends 2006

CRACKNELL Nick

KEMP Leon

BROMFIELD Judy

WILLIAMS Ray

FARRELL Craig

term ends 2004

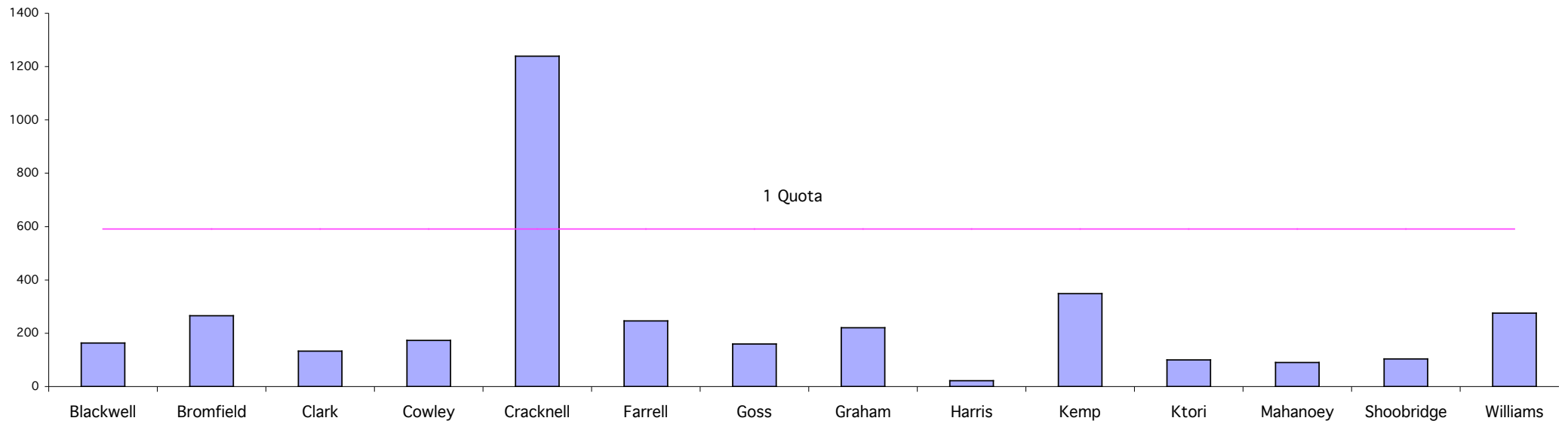
CRAW Hilary

LATHEY Barry

NICHOLSON Tony

PARKER Richard

Derwent Valley Councillor 2002 First Preferences



Derwent Valley Council

Polling closed at 10am 29 October 2002

Number to be elected: 5

Returning Officer: Mr Graham Hyde

Electors enrolled: 6555

Declarations returned: 3640

Response: 55.53%

Declarations rejected: 37

Declarations admitted: 3603

Rejection rate: 1.02%

Ballot paper adjustment: 0

Total ballot papers: 3603

Formal Votes: 3540

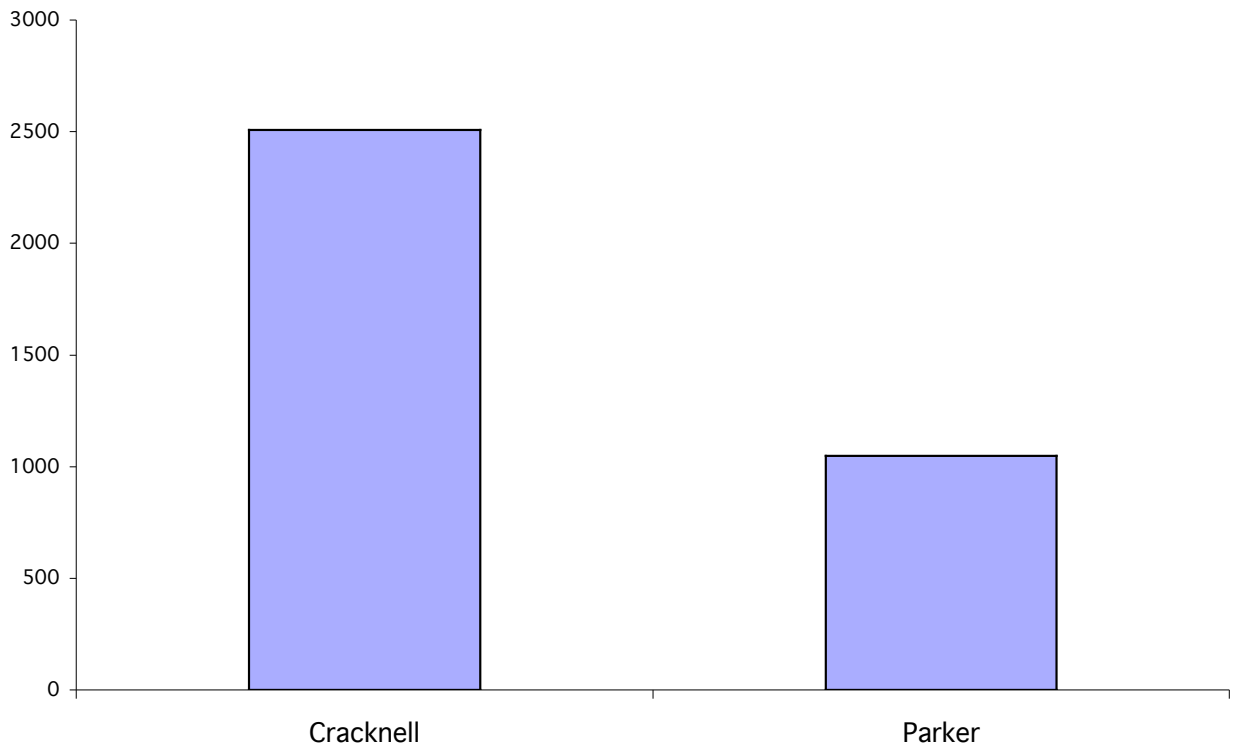
Informal ballot papers: 63

Informality rate: 1.75%

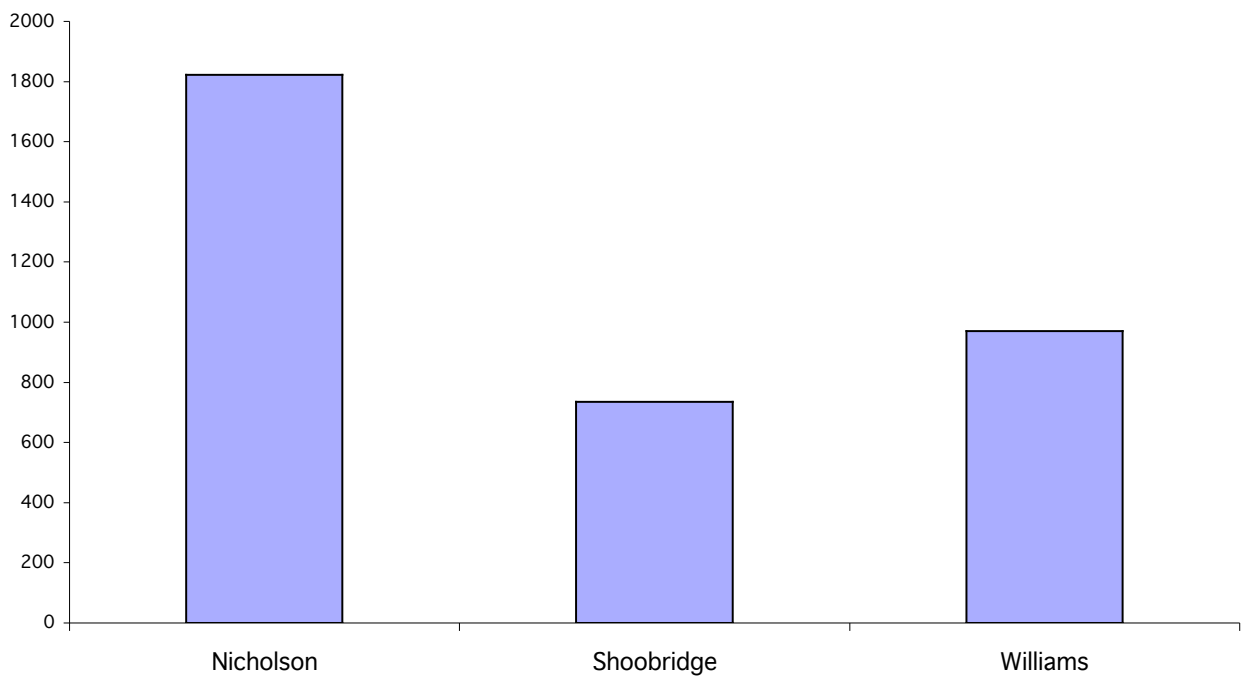
Quota= 591

| | | Candidates | | | | | | | | | | | | | | Exhausted | Loss (Gain) by fraction | Total Votes | Remarks |
|----------------|-------------------|------------|-----------|---------|---------|-----------|---------|---------|--------|--------|--------|---------|---------|------------|----------|-----------|----------------------------|-------------|--|
| | | Blackwell | Bromfield | Clark | Cowley | Cracknell | Farrell | Goss | Graham | Harris | Kemp | Ktori | Mahoney | Shoobridge | Williams | | | | |
| Count 1 | Total | 163.00 | 266.00 | 133.00 | 173.00 | 1239.00 | 246.00 | 160.00 | 221.00 | 22.00 | 348.00 | 100.00 | 90.00 | 104.00 | 275.00 | 0.00 | 0.00 | 3540 | CRACKNELL elected 1 |
| Count 2 | Votes Transferred | 57.00 | 85.24 | 36.61 | 31.38 | -648.00 | 70.60 | 17.78 | 11.50 | 3.66 | 117.67 | 20.39 | 7.84 | 80.01 | 108.26 | 0.00 | 0.06 | | CRACKNELL's surplus distributed |
| Count 3 to 4 | Progress totals | 220.00 | 351.24 | 169.61 | 204.38 | 591.00 | 316.60 | 177.78 | 232.50 | 25.66 | 465.67 | 120.39 | 97.84 | 184.01 | 383.26 | 0.00 | 0.06 | 3540 | HARRIS excluded |
| | Votes Transferred | 0.52 | 2.00 | 0.00 | 3.52 | | 5.52 | 0.52 | 0.00 | -25.66 | 3.52 | 1.00 | 4.52 | 3.52 | 1.00 | 0.00 | 0.02 | | HARRIS' votes distributed |
| Count 5 to 6 | Progress totals | 220.52 | 353.24 | 169.61 | 207.90 | 591.00 | 322.12 | 178.30 | 232.50 | 0.00 | 469.19 | 121.39 | 102.36 | 187.53 | 384.26 | 0.00 | 0.08 | 3540 | HARRIS fully excluded, MAHONEY excluded |
| | Votes Transferred | 11.52 | 16.04 | 8.04 | 11.04 | | 6.04 | 10.04 | 7.00 | | 7.56 | 10.52 | -102.36 | 4.52 | 10.00 | 0.00 | 0.04 | | MAHONEY's votes distributed |
| Count 7 to 8 | Progress totals | 232.04 | 369.28 | 177.65 | 218.94 | 591.00 | 328.16 | 188.34 | 239.50 | | 476.75 | 131.91 | 0.00 | 192.05 | 394.26 | 0.00 | 0.12 | 3540 | MAHONEY fully excluded, KTORI excluded |
| | Votes Transferred | 8.04 | 12.61 | 4.00 | 19.04 | | 15.66 | 12.61 | 12.56 | | 21.13 | -131.91 | | 11.61 | 14.61 | 0.00 | 0.04 | | KTORI's votes distributed |
| Count 9 to 10 | Progress totals | 240.08 | 381.89 | 181.65 | 237.98 | 591.00 | 343.82 | 200.95 | 252.06 | | 497.88 | 0.00 | | 203.66 | 408.87 | 0.00 | 0.16 | 3540 | KTORI fully excluded, CLARK excluded |
| | Votes Transferred | 21.13 | 25.89 | -181.65 | 18.61 | | 20.18 | 9.56 | 12.09 | | 23.66 | | | 33.27 | 17.23 | 0.00 | 0.03 | | CLARK's votes distributed |
| Count 11 to 12 | Progress totals | 261.21 | 407.78 | 0.00 | 256.59 | 591.00 | 364.00 | 210.51 | 264.15 | | 521.54 | | | 236.93 | 426.10 | 0.00 | 0.19 | 3540 | CLARK fully excluded, GOSS excluded |
| | Votes Transferred | 33.61 | 28.09 | | 22.61 | | 25.13 | -210.51 | 35.61 | | 16.70 | | | 24.09 | 23.66 | 1.00 | 0.01 | | GOSS' votes distributed |
| Count 13 to 14 | Progress totals | 294.82 | 435.87 | | 279.20 | 591.00 | 389.13 | 0.00 | 299.76 | | 538.24 | | | 261.02 | 449.76 | 1.00 | 0.20 | 3540 | GOSS fully excluded, SHOOBRIDGE excluded |
| | Votes Transferred | 43.21 | 51.67 | | 33.79 | | 29.32 | | 19.18 | | 36.69 | | | -261.02 | 45.59 | 1.56 | 0.01 | | SHOOBRIDGE's votes distributed |
| Count 15 | Progress totals | 338.03 | 487.54 | | 312.99 | 591.00 | 418.45 | | 318.94 | | 574.93 | | | 0.00 | 495.35 | 2.56 | 0.21 | 3540 | SHOOBRIDGE fully excluded, COWLEY excluded |
| | Votes Transferred | 27.00 | 52.00 | | -267.00 | | 73.00 | | 55.00 | | 26.00 | | | | 27.00 | 7.00 | 0.00 | | COWLEY's votes distributed |
| Count 16 | Progress totals | 365.03 | 539.54 | | 45.99 | 591.00 | 491.45 | | 373.94 | | 600.93 | | | 522.35 | 9.56 | 0.21 | 0.21 | 3540 | KEMP elected 2 , COWLEY partially excluded |
| | Votes Transferred | 9.41 | 6.27 | | -45.99 | | 16.73 | | 3.66 | | | | | 8.89 | 1.04 | -0.01 | | | COWLEY's votes distributed |
| Count 17 | Progress totals | 374.44 | 545.81 | | 0.00 | 591.00 | 508.18 | | 377.60 | | 600.93 | | | 531.24 | 10.60 | 0.20 | 0.20 | 3540 | COWLEY fully excluded |
| | Votes Transferred | 1.90 | 0.76 | | | | 1.52 | | 3.43 | | -9.93 | | | 1.14 | 1.14 | 0.04 | | | KEMP's surplus distributed |
| Count 18 | Progress totals | 376.34 | 546.57 | | | 591.00 | 509.70 | | 381.03 | | 591.00 | | | 532.38 | 11.74 | 0.24 | 0.24 | 3540 | BLACKWELL excluded |
| | Votes Transferred | -284.00 | 96.00 | | | | 52.00 | | 53.00 | | | | | 65.00 | 18.00 | 0.00 | | | BLACKWELL's votes distributed |
| Count 19 | Progress totals | 92.34 | 642.57 | | | 591.00 | 561.70 | | 434.03 | | 591.00 | | | 597.38 | 29.74 | 0.24 | 0.24 | 3540 | BROMFIELD elected 3 , WILLIAMS elected 4 , BLACKWELL partially exclu |
| | Votes Transferred | -90.44 | | | | | 51.25 | | 23.53 | | | | | | 15.69 | -0.03 | | | BLACKWELL's votes distributed |
| Count 20 | Progress totals | 1.90 | 642.57 | | | 591.00 | 612.95 | | 457.56 | | 591.00 | | | 597.38 | 45.43 | 0.21 | 0.21 | 3540 | FARRELL elected 5 , BLACKWELL partially excluded |

Derwent Valley Mayor 2002 First Preferences



Derwent Valley Deputy Mayor 2002 First Preferences



Derwent Valley Council

Polling closed at 10am 29th October 2002

Returning Officer: Mr Graham Hyde

Declarations admitted: 3603

Ballot paper adjustment: 0

Total ballot papers: 3603

Formal votes: 3555

Informal ballot papers: 48

Informality rate: 1.33%

Mayor

| | | Candidates | | | Exhausted Votes | Total Votes | Absolute Majority | Remarks |
|---------|-------|------------|--------|---|--------------------|----------------|--------------------------|---------|
| | | Cracknell | Parker | | | | | |
| Count 1 | Total | 2507 | 1048 | 0 | 3555 | 1778 | Cracknell elected | |

Derwent Valley Council

Polling closed at 10am 2002

Returning Officer: Mr Davin Foulkes

Declarations admitted: 3603

Ballot paper adjustment: 0

Total ballot papers: 3603

Formal votes: 3528

Informal ballot papers: 75

Informality rate: 2.08%

Deputy Mayor

| | | Candidates | | | Exhausted Votes | Total Votes | Absolute Majority | Remarks |
|---------|-------|------------|------------|----------|--------------------|----------------|----------------------|--------------------------|
| | | Nicholson | Shoobridge | Williams | | | | |
| Count 1 | Total | 1822 | 736 | 970 | 0 | 3528 | 1765 | Nicholson elected |

Derwent Valley Council - recount for Councillor

Recount due to the resignation of Councillor Robbie Wall

9 July 2001

Ballot Papers multiplied by 100

| | | CANDIDATES | | | | | | | | | Exhausted Votes | Lost by fraction | Total Votes | Remarks |
|---------|-------|------------|-------|-----------|----------|-------|---------|-----------|----------|--------|--------------------|---------------------|-------------|---------------------------|
| | | BARTLETT | BEAN | BERESFORD | COLLIDGE | CRUMP | EISZELE | SHOORIDGE | THURGOOD | URBANC | | | | |
| Count 1 | Total | 1569 | 6834 | 3971 | 5448 | 3694 | 4525 | 4432 | 1662 | 4709 | 92 | 5 | 36941 | Distribution of Wall |
| Count 2 | | -1569 | 92 | 277 | 277 | 184 | 184 | 184 | 0 | 277 | 92 | 2 | | Bartlett excluded |
| | Total | 0 | 6926 | 4248 | 5725 | 3878 | 4709 | 4616 | 1662 | 4986 | 184 | 7 | 36941 | |
| Count 3 | | | 92 | 277 | 184 | 277 | 184 | 369 | -1662 | 277 | 0 | 2 | | Thurgood excluded |
| | Total | | 7018 | 4525 | 5909 | 4155 | 4893 | 4985 | 0 | 5263 | 184 | 9 | 36941 | |
| Count 4 | | | 369 | 184 | 461 | -4155 | 369 | 1754 | | 923 | 92 | 3 | | Crump excluded |
| | Total | | 7387 | 4709 | 6370 | 0 | 5262 | 6739 | | 6186 | 276 | 12 | 36941 | |
| Count 5 | | | 369 | -4709 | 1108 | | 461 | 1385 | | 923 | 461 | 2 | | Beresford excluded |
| | Total | | 7756 | 0 | 7478 | | 5723 | 8124 | | 7109 | 737 | 14 | 36941 | |
| Count 6 | | | 646 | | 1292 | | -5723 | 1200 | | 1847 | 738 | 0 | | Eiszele excluded |
| | Total | | 8402 | | 8770 | | 0 | 9324 | | 8956 | 1475 | 14 | 36941 | |
| Count 7 | | | -8402 | | 2401 | | | 2493 | | 1939 | 1569 | 0 | | Bean excluded |
| | Total | | 0 | | 11171 | | | 11817 | | 10895 | 3044 | 14 | 36941 | |
| Count 8 | | | | | 3878 | | | 3971 | | -10895 | 3047 | -1 | | Urbanc excluded |
| | Total | | | | 15049 | | | 15788 | | 0 | 6091 | 13 | 36941 | Shoobridge Elected |



Devonport City Council 2002 election report

Table of contents

- Local Government Elections in Tasmania
- Report on the 2002 Devonport City Council Election
- List of Councillors (Aldermen) following the 2002 elections
- Councillor (Aldermen) results
- Mayor and Deputy Mayor results

Local Government Elections in Tasmania

Every second (even) year elections are held in all 29 councils for the positions of mayor and deputy mayor and half the councillor positions. Where required, by-elections are held concurrently for vacancies that have occurred since the last elections.

The Tasmanian Electoral Office (TEO) supervises the conduct of elections in accordance with the *Local Government Act 1993*. Elections by postal ballot have been held in 1994, 1996, 1999 (deferred from 1998), 2000 and 2002, with the next elections due in October 2004.

Since 2000 mayors and deputy mayors are elected directly by the electors in each municipal area.

Candidate information booklets and complete election results for the state are available from the TEO and are posted on the TEO website www.electoral.tas.gov.au.

2002 Election timetable

| | |
|--|------------------------------------|
| Notice of election published | Saturday 14 September |
| Electoral rolls closed | 6 pm Thursday 19 September |
| Nomination period | 23 September— 12 noon on 2 October |
| Nominations closed | 12 noon Wednesday 2 October |
| Nominations announced & draw for ballot paper positions | 12 noon Thursday 3 October |
| Ballot material delivered to electors | 15–18 October |
| Polling period | 15–29 October |
| Close of poll | 10 am Tuesday 29 October |

Casual vacancies

Casual vacancies are filled by recount where possible, unless the vacancy occurs within 6 months of a forthcoming election. Only unelected candidates from the relevant election may contest a recount. A candidate elected at a recount serves until the next council election. If a recount is not possible, a by-election is held—with the candidate elected to serve for the remainder of the term of office of the original councillor.

Elector polls

A council may hold an elector poll on any issue it determines. It may also be required to hold an elector poll following petitions from electors in accordance with Part 6 of the Act. A council is not bound by the result of an elector poll.

Electoral system

Voting in Tasmanian local government elections is not compulsory.

Elections for councillor positions are conducted using a system modelled on the Hare-Clark method of proportional representation used in Tasmanian House of Assembly elections.

Mayoral and deputy mayoral elections use a preferential system similar to that used for Tasmanian Legislative Council and Federal House of Representatives elections.

Report on the 2002 Devonport City Council Election

Elections were held for the positions of Mayor and Deputy Mayor for 2 year terms and 6 Councillors (Aldermen) for 4 year terms.

17 752 Devonport City electors were enrolled for the 2002 elections, comprising 17 471 (98.42%) from the State House of Assembly roll and 281 (1.58%) from the General Manager's roll.

57.67% of Devonport City electors returned their ballot papers in comparison with 57.48% statewide.

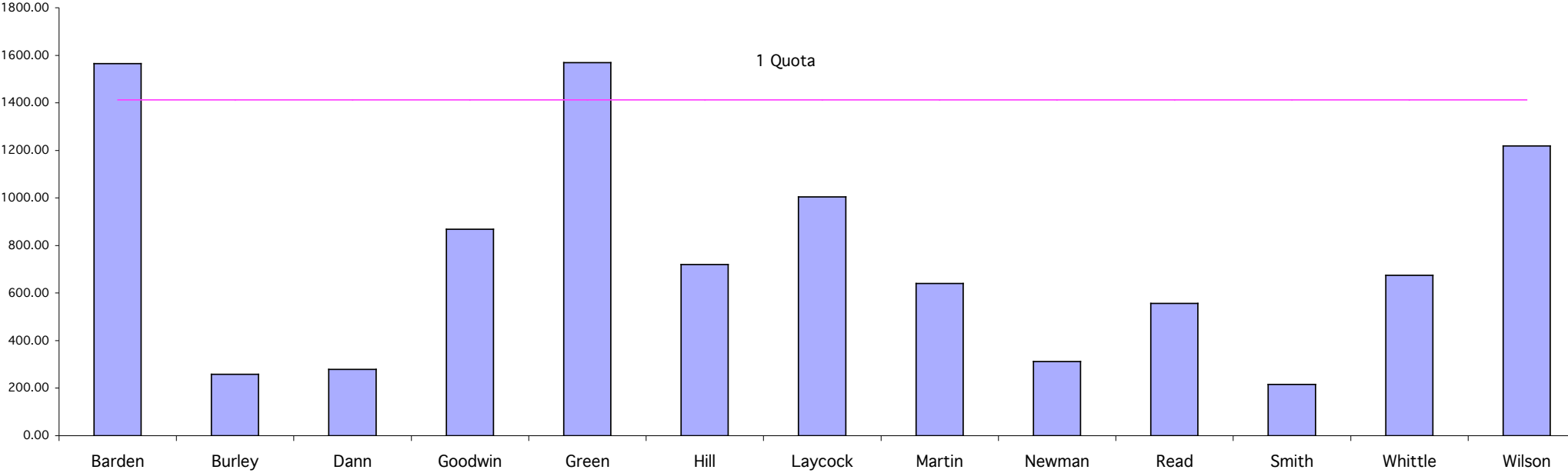
Candidates at the 2002 elections

| Mayor | | Councillors (Aldermen) | |
|-------------------------------|----------------|-------------------------------|----------------|
| COLE, Brian (Snapper) | Devonport | ★ BARDEN, Rodney (Jake)* | Devonport |
| GOODWIN, Grant Francis | East Devonport | BURLEY, Keith A | Quoiba |
| ★ HOLLISTER, Peter Graham | Shearwater | DANN, Lois Ann | Devonport |
| MILBURN, Graeme Charles | Devonport | ★ GOODWIN, Grant Francis* | East Devonport |
| | | ★ GREEN, Robyn | Devonport |
| | | ★ HILL, Maurice | Devonport |
| | | ★ LAYCOCK, Lynn | Devonport |
| | | MARTIN, Margaret | Devonport |
| | | NEWMAN, John | Devonport |
| | | READ, Tony | Devonport |
| | | SMITH, Colvin J | Devonport |
| | | WHITTLE, Kerry* | East Devonport |
| | | ★ WILSON, Bill | Devonport |
| | | | |
| Deputy Mayor | | | |
| BERWICK, Kerry Clive | Devonport | | |
| GILL, Marie | East Devonport | | |
| ★ MATTHEWS, Jeff | Spreyton | | |
| WHITTLE, Kerry | East Devonport | | |
| WILSON, Bill | Devonport | | |
| | | | |
| ★ denotes elected candidate | | | |
| * denotes seeking re-election | | | |

Devonport City Councillors following the 2002 elections

| Mayor | 12 Councillors (Aldermen) | |
|------------------------|----------------------------------|-----------------------|
| <i>term ends 2004</i> | <i>term ends 2006</i> | <i>term ends 2004</i> |
| HOLLISTER Peter Graham | GREEN Robyn | HOLLISTER Peter |
| | BARDEN Rodney (Jake) | BERWICK Kerry |
| Deputy Mayor | WILSON Bill | MILBURN Graeme |
| <i>Term ends 2004</i> | LAYCOCK Lynn | MATTHEWS Jeff |
| MATTHEWS Jeff | HILL Maurice | COLE Brian (Snapper) |
| | GOODWIN Grant Francis | GILL Marie Patricia |

Devonport City Councillor 2002 First Preferences



Devonport City Council

Polling closed at 10am 29 October 2002

Number to be elected: 6

Returning Officer: Mr David Sales

Electors enrolled: 17752

Declarations returned: 10238

Response: 57.67%

Declarations rejected: 179

Declarations admitted: 10059

Rejection rate: 1.78%

Ballot paper adjustment: 2

Total ballot papers: 10057

Formal Votes: 9880

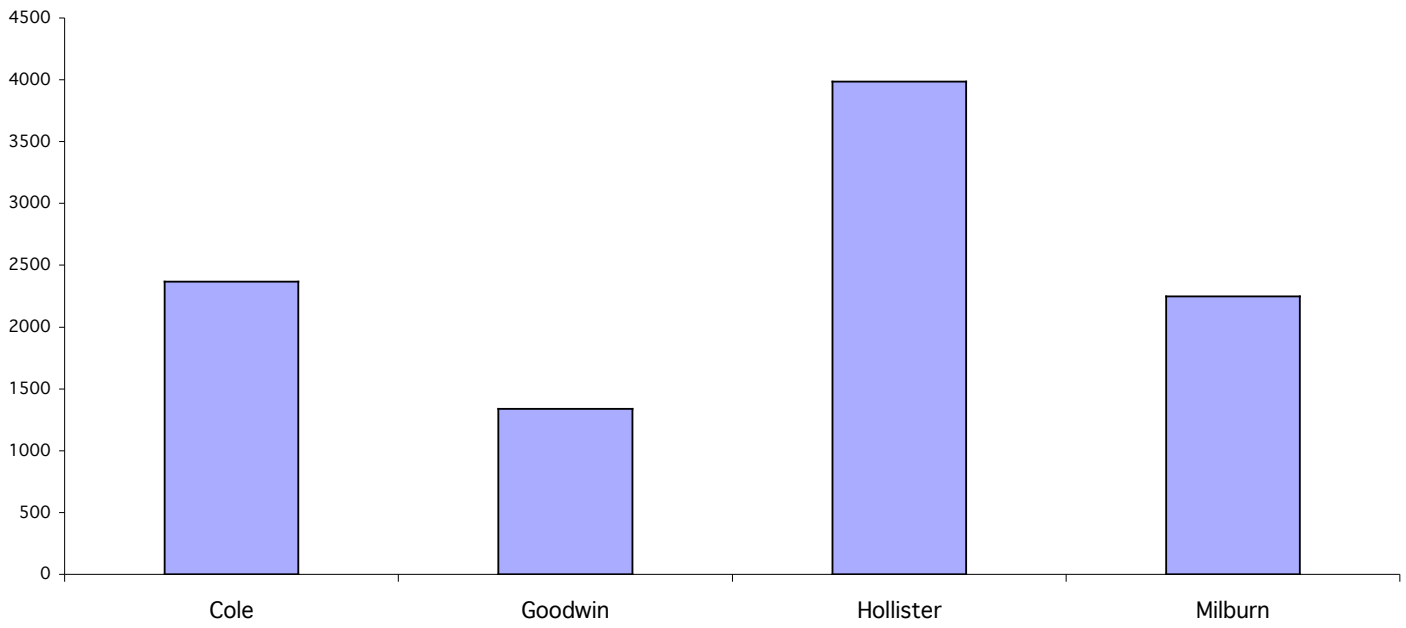
Informal ballot papers: 177

Informality rate: 1.76%

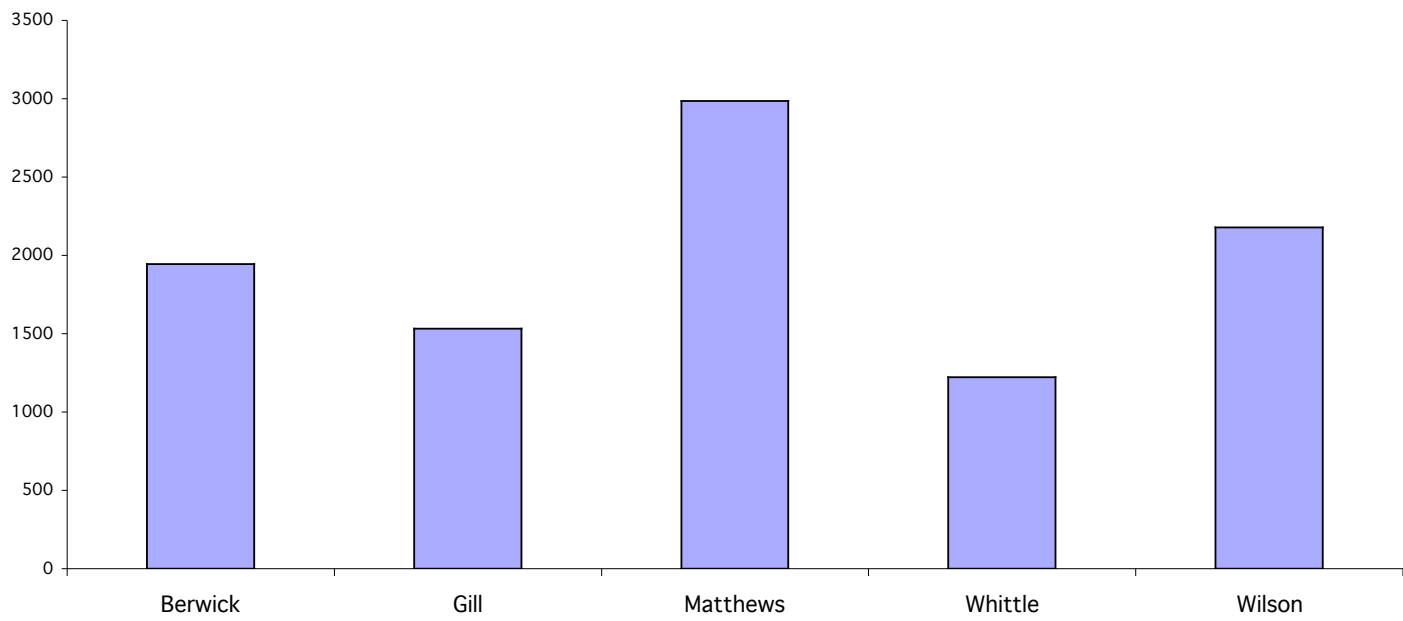
Quota= 1412

| | | Candidates | | | | | | | | | | | | Exhausted | Loss (Gain) by fraction | Total Votes | Remarks | |
|----------------|-------------------|------------|---------|---------|---------|---------|---------|---------|--------|---------|---------|---------|---------|-----------|----------------------------|-------------|---------|--|
| | | Barden | Burley | Dann | Goodwin | Green | Hill | Laycock | Martin | Newman | Read | Smith | Whittle | Wilson | | | | |
| Count 1 to 2 | Total | 1565.00 | 258.00 | 279.00 | 868.00 | 1569.00 | 720.00 | 1004.00 | 640.00 | 312.00 | 556.00 | 216.00 | 674.00 | 1219.00 | 0.00 | 0.00 | 9880.00 | Green elected 1, Barden elected 2 |
| | Votes Transferred | | 4.70 | 11.50 | 8.80 | -157.00 | 21.31 | 39.92 | 19.01 | 3.90 | 21.91 | 2.60 | 8.70 | 14.60 | 0.00 | 0.05 | 0.00 | Green's surplus distributed |
| Count 3 | Progress totals | 1565.00 | 262.70 | 290.50 | 876.80 | 1412.00 | 741.31 | 1043.92 | 659.01 | 315.90 | 577.91 | 218.60 | 682.70 | 1233.60 | 0.00 | 0.05 | 9880.00 | |
| | Votes Transferred | -153.00 | 10.65 | 7.03 | 21.89 | | 11.73 | 16.91 | 7.82 | 8.30 | 13.49 | 8.60 | 24.14 | 22.38 | 0.00 | 0.06 | 0.00 | Barden's surplus distributed |
| Count 4 | Progress totals | 1412.00 | 273.35 | 297.53 | 898.69 | 1412.00 | 753.04 | 1060.83 | 666.83 | 324.20 | 591.40 | 227.20 | 706.84 | 1255.98 | 0.00 | 0.11 | 9880.00 | |
| | Votes Transferred | | 23.00 | 5.00 | 26.00 | | 14.00 | 12.00 | 15.00 | 21.00 | 19.00 | -216.00 | 55.00 | 26.00 | 0.00 | 0.00 | 0.00 | Smith excluded |
| Count 5 to 7 | Progress totals | 1412.00 | 297.52 | 303.31 | 925.27 | 1412.00 | 767.92 | 1074.40 | 682.81 | 346.27 | 611.58 | 0.00 | 764.09 | 1282.67 | 0.00 | 0.16 | 9880.00 | |
| | Votes Transferred | | -281.00 | 27.00 | 48.00 | | 18.00 | 34.00 | 19.00 | 21.00 | 27.00 | | 43.00 | 44.00 | 0.00 | 0.00 | 0.00 | Burley excluded |
| Count 8 to 10 | Progress totals | 1412.00 | 0.00 | 330.99 | 974.63 | 1412.00 | 788.48 | 1110.67 | 702.78 | 369.34 | 640.35 | | 809.73 | 1328.83 | 0.00 | 0.20 | 9880.00 | |
| | Votes Transferred | | | -311.00 | 22.00 | | 44.00 | 78.00 | 50.00 | 25.00 | 35.00 | | 33.00 | 24.00 | 0.00 | 0.00 | 0.00 | Dann excluded |
| Count 11 to 13 | Progress totals | 1412.00 | | 0.00 | 998.20 | 1412.00 | 833.27 | 1195.03 | 757.42 | 395.52 | 678.02 | | 844.20 | 1354.12 | 0.00 | 0.22 | 9880.00 | |
| | Votes Transferred | | | | 55.00 | | 42.00 | 59.00 | 43.00 | -379.00 | 48.00 | | 95.00 | 37.00 | 0.00 | 0.00 | 0.00 | Newman excluded |
| Count 14 to 16 | Progress totals | 1412.00 | | | 1055.76 | 1412.00 | 877.33 | 1256.50 | 802.88 | 0.00 | 728.97 | | 941.84 | 1392.49 | 0.00 | 0.23 | 9880.00 | |
| | Votes Transferred | | | | 96.00 | | 142.00 | 135.00 | 73.00 | | -685.00 | | 115.00 | 122.00 | 2.00 | 0.00 | 0.00 | Read partially excluded |
| Count 17 | Progress totals | 1412.00 | | | 1151.76 | 1412.00 | 1019.33 | 1391.50 | 875.88 | | 43.97 | | 1056.84 | 1514.49 | 2.00 | 0.23 | 9880.00 | Wilson elected 3 |
| | Votes Transferred | | | | 3.50 | | 7.70 | 7.40 | 3.50 | | -25.61 | | 3.00 | | 0.50 | 0.01 | 0.00 | |
| Count 18 to 19 | Progress totals | 1412.00 | | | 1159.46 | 1412.00 | 1030.54 | 1401.53 | 882.80 | | 0.00 | | 1064.04 | 1514.49 | 2.89 | 0.25 | 9880.00 | Read fully excluded |
| | Votes Transferred | | | | 14.28 | | 34.44 | 14.28 | 16.80 | | | | 17.64 | -102.49 | 5.04 | 0.01 | 0.00 | Wilson's surplus distributed |
| Count 20 | Progress totals | 1412.00 | | | 1173.74 | 1412.00 | 1064.98 | 1415.81 | 899.60 | | | | 1081.68 | 1412.00 | 7.93 | 0.26 | 9880.00 | Laycock elected 4 |
| | Votes Transferred | | | | 1.12 | | 0.22 | -3.81 | 0.67 | | | | 0.22 | | 1.56 | 0.02 | 0.00 | Laycock's surplus distributed |
| Count 22 to 26 | Progress totals | 1412.00 | | | 1400.25 | 1412.00 | 1401.02 | 1412.00 | 0.00 | | | | 1367.71 | 1412.00 | 62.72 | 0.30 | 9880.00 | Goodwin elected 5, Hill elected 6 |

Devonport City Mayor 2002 First Preferences



Devonport City Deputy Mayor 2002 First Preferences



Devonport City Council

Polling closed at 10am 29th October 2002

Returning Officer: Mr David Sales

Declarations admitted: 10059

Ballot paper adjustment: 2

Total ballot papers: 10057

Formal votes: 9942

Informal ballot papers: 115

Informality rate: 1.14%

Mayor

| | | Candidates | | | | Exhausted Votes | Total Votes | Absolute Majority | Remarks |
|---------|-------------------|------------|---------|-----------|---------|--------------------|----------------|----------------------|---|
| | | Cole | Goodwin | Hollister | Milburn | | | | |
| Count 1 | Total | 2369 | 1338 | 3987 | 2248 | 0 | 9942 | 4972 | Goodwin excluded |
| Count 2 | Votes transferred | 362 | -1338 | 382 | 359 | 235 | | | Goodwin's votes distributed |
| | Progress totals | 2731 | 0 | 4369 | 2607 | 235 | 9942 | 4854 | Goodwin fully excluded, Milburn excluded |
| Count 3 | Votes transferred | 741 | | 1110 | -2248 | 397 | | | Milburn's votes distributed |
| | Progress totals | 3472 | | 5479 | 359 | 632 | 9942 | 4656 | Hollister elected 1 , Milburn partially excluded |

Devonport City Council

Polling closed at 10am 29th October 2002

Returning Officer: Mr David Sales

Declarations admitted: 10059

Ballot paper adjustment: 2

Total ballot papers: 10057


Formal votes: 9861

Informal ballot papers: 196

Informality rate: 1.95%

Deputy Mayor

| | | Candidates | | | | | Exhausted Votes | Total Votes | Absolute Majority | Remarks |
|---------|-------------------|------------|-------|----------|---------|--------|--------------------|----------------|----------------------|--|
| | | Berwick | Gill | Matthews | Whittle | Wilson | | | | |
| Count 1 | Total | 1945 | 1531 | 2986 | 1221 | 2178 | 0 | 9861 | 4931 | Whittle excluded |
| Count 2 | Votes transferred | 260 | 296 | 270 | -1221 | 170 | 225 | | | Whittle's votes distributed |
| | Progress totals | 2205 | 1827 | 3256 | 0 | 2348 | 225 | 9861 | 4819 | Whittle fully excluded, Gill excluded |
| Count 3 | Votes transferred | 412 | -1531 | 523 | | 316 | 280 | | | Gill's votes distributed |
| | Progress totals | 2617 | 296 | 3779 | | 2664 | 505 | 9861 | 4679 | Gill partially excluded |
| Count 4 | Votes transferred | 92 | -296 | 121 | | 73 | 10 | | | Gill's votes distributed |
| | Progress totals | 2709 | 0 | 3900 | | 2737 | 515 | 9861 | 4674 | Gill fully excluded, Berwick excluded |
| Count 5 | Votes transferred | -1945 | | 913 | | 658 | 374 | | | Berwick's votes distributed |
| | Progress totals | 764 | | 4813 | | 3395 | 889 | 9861 | 4487 | Berwick partially excluded |
| Count 6 | Votes transferred | -260 | | 161 | | 92 | 7 | | | Berwick's votes distributed |
| | Progress totals | 504 | | 4974 | | 3487 | 896 | 9861 | 4483 | Matthews elected 1 , Berwick partially excluded |



Dorset Council

2002 election report

Table of contents

- Local Government Elections in Tasmania
- Report on the 2002 Dorset Council Election
- List of Councillors following the 2002 elections
- Councillor results
- Mayor result

Local Government Elections in Tasmania

Every second (even) year elections are held in all 29 councils for the positions of mayor and deputy mayor and half the councillor positions. Where required, by-elections are held concurrently for vacancies that have occurred since the last elections.

The Tasmanian Electoral Office (TEO) supervises the conduct of elections in accordance with the *Local Government Act 1993*. Elections by postal ballot have been held in 1994, 1996, 1999 (deferred from 1998), 2000 and 2002, with the next elections due in October 2004.

Since 2000 mayors and deputy mayors are elected directly by the electors in each municipal area.

Candidate information booklets and complete election results for the state are available from the TEO and are posted on the TEO website www.electoral.tas.gov.au.

2002 Election timetable

| | |
|--|------------------------------------|
| Notice of election published | Saturday 14 September |
| Electoral rolls closed | 6 pm Thursday 19 September |
| Nomination period | 23 September— 12 noon on 2 October |
| Nominations closed | 12 noon Wednesday 2 October |
| Nominations announced & draw for ballot paper positions | 12 noon Thursday 3 October |
| Ballot material delivered to electors | 15–18 October |
| Polling period | 15–29 October |
| Close of poll | 10 am Tuesday 29 October |

Casual vacancies

Casual vacancies are filled by recount where possible, unless the vacancy occurs within 6 months of a forthcoming election. Only unelected candidates from the relevant election may contest a recount. A candidate elected at a recount serves until the next council election. If a recount is not possible, a by-election is held—with the candidate elected to serve for the remainder of the term of office of the original councillor.

Elector polls

A council may hold an elector poll on any issue it determines. It may also be required to hold an elector poll following petitions from electors in accordance with Part 6 of the Act. A council is not bound by the result of an elector poll.

Electoral system

Voting in Tasmanian local government elections is not compulsory.

Elections for councillor positions are conducted using a system modelled on the Hare-Clark method of proportional representation used in Tasmanian House of Assembly elections.

Mayoral and deputy mayoral elections use a preferential system similar to that used for Tasmanian Legislative Council and Federal House of Representatives elections.

Report on the 2002 Dorset Council Election

Elections were held for the positions of Mayor and Deputy Mayor for 2 year terms, 4 Councillors for 4 year terms, and two by-elections for Councillor for 2 year terms.

5 458 Dorset electors were enrolled for the 2002 elections, comprising 5 161 (94.56%) from the State House of Assembly roll and 297 (5.44%) from the General Manager's roll.

68.89% of Dorset electors returned their ballot papers in comparison with 57.48% statewide.

Candidates at the 2002 elections

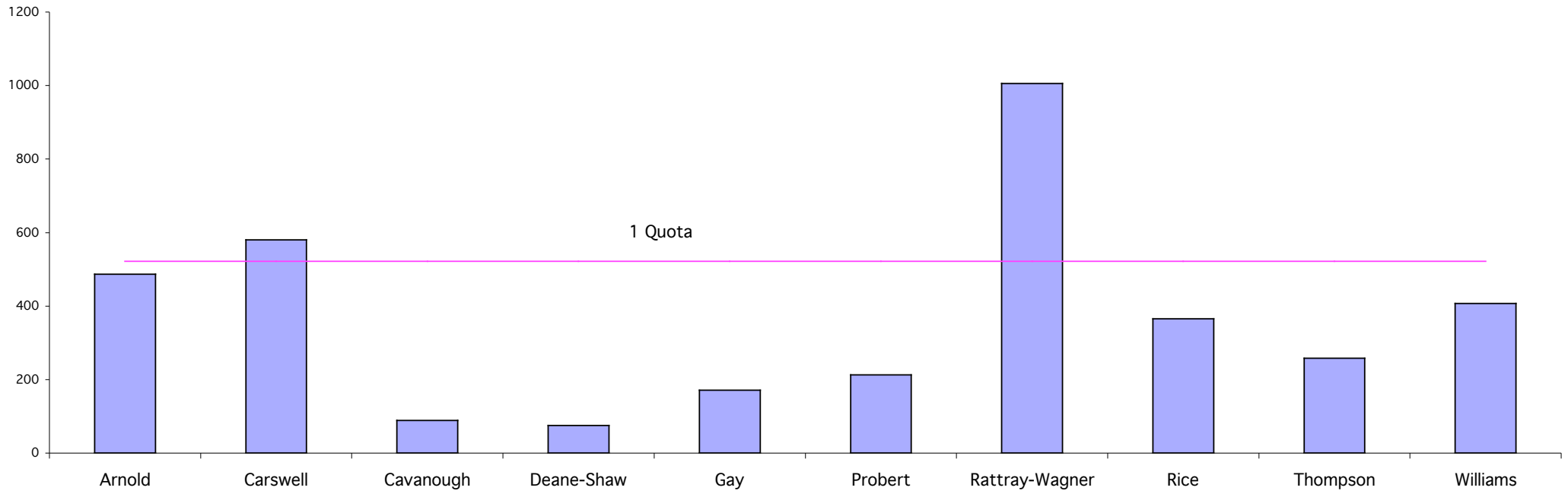
| Mayor | | Councillors | |
|----------------------------|------------|--------------------------|-------------|
| ★ PARTRIDGE, Peter William | Scottsdale | ★ ARNOLD, Steven | Bridport |
| RICE, Ron | Bridport | ★ CARSWELL, John T | Scottsdale |
| THORNE, Yvonne R* | Derby | CAVANOUGH, Peter | Springfield |
| | | DEANE-SHAW, Tony | Winnaleah |
| | | GAY, Dennis | Scottsdale |
| | | PROBERT, Jill | Gladstone |
| | | ★ RATTRAY-WAGNER, Tania* | Scottsdale |
| | | ★ RICE, Ron* | Bridport |
| | | ★ THOMPSON, Patricia* | Legerwood |
| | | ★ WILLIAMS, John | Legerwood |

★ denotes elected candidate
* denotes seeking re-election

Dorset Councillors following the 2002 elections

| Mayor | 9 Councillors | |
|-------------------------|-----------------------|-------------------------|
| <i>term ends 2004</i> | <i>term ends 2006</i> | <i>term ends 2004</i> |
| PARTRIDGE Peter William | RATTRAY-WAGNER Tania | THORNE Yvonne |
| Deputy Mayor | CARSWELL John T | PARTRIDGE Peter William |
| <i>term ends 2004</i> | ARNOLD Steven | McLENNAN Roger M |
| RATTRAY-WAGNER Tania | WILLIAMS John | RICE Ron |
| | | THOMPSON Patricia |

Dorset Councillor 2002 First Preferences



Dorset Council

Polling closed at 10am 29 October 2002

Number to be elected: 6

Returning Officer: Mr Joseph Brewin

Electors enrolled: 5458

Declarations returned: 3760

Response: 68.89%

Declarations rejected: 49

Declarations admitted: 3711

Rejection rate: 1.30%

Ballot paper adjustment: 4

Total ballot papers: 3707

Formal Votes: 3651

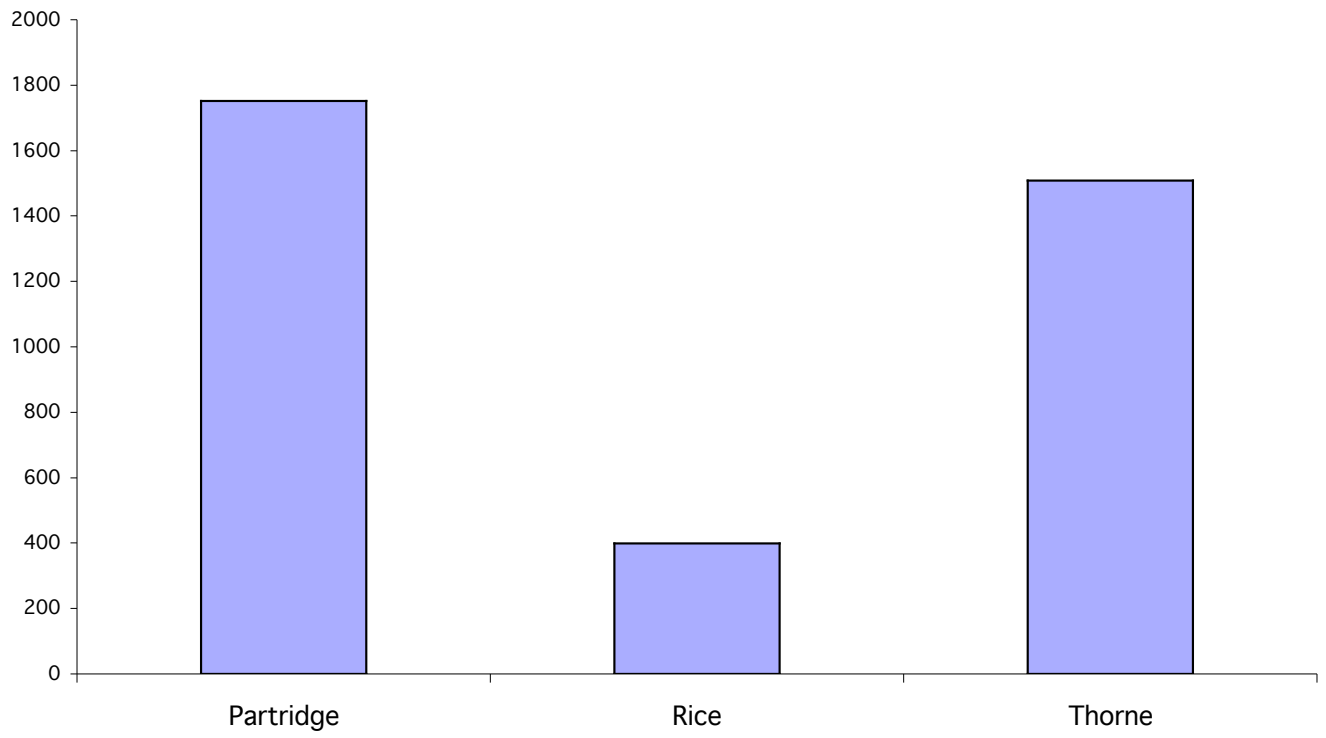
Informal ballot papers: 56

Informality rate: 1.51%

Quota= 522

| | | Candidates | | | | | | | | | | Exhausted | Loss (Gain) by fraction | Total Votes | Remarks |
|---------------|-------------------|------------|----------|-----------|------------|---------|---------|---------------|--------|----------|----------|-----------|----------------------------|-------------|---|
| | | Arnold | Carswell | Cavanaugh | Deane-Shaw | Gay | Probert | Ratray-Wagner | Rice | Thompson | Williams | | | | |
| Count 1 | Total | 487.00 | 580.00 | 89.00 | 75.00 | 171.00 | 213.00 | 1006.00 | 365.00 | 258.00 | 407.00 | 0.00 | 0.00 | 3651 | RATTRAY-WAGNER elected 1, CARSWELL elected 2 |
| Count 2 | Votes transferred | 69.76 | | 18.76 | 15.39 | 27.42 | 58.21 | -484.00 | 77.94 | 140.00 | 76.49 | 0.00 | 0.03 | | RATTRAY-WAGNER's surplus distributed |
| Count 3 | Progress totals | 556.76 | 580.00 | 107.76 | 90.39 | 198.42 | 271.21 | 522.00 | 442.94 | 398.00 | 483.49 | 0.00 | 0.03 | 3651 | ARNOLD elected 3 |
| | Votes transferred | | -58.00 | 6.90 | 3.40 | 5.90 | 4.50 | | 14.10 | 11.20 | 12.00 | 0.00 | 0.00 | | CARSWELL's surplus distributed |
| Count 4 | Progress totals | 556.76 | 522.00 | 114.66 | 93.79 | 204.32 | 275.71 | 522.00 | 457.04 | 409.20 | 495.49 | 0.00 | 0.03 | 3651 | |
| | Votes transferred | -34.76 | | 2.63 | 1.43 | 2.87 | 5.03 | | 8.63 | 7.19 | 6.95 | 0.00 | 0.03 | | ARNOLD's surplus distributed |
| Count 5 to 8 | Progress totals | 522.00 | 522.00 | 117.29 | 95.22 | 207.19 | 280.74 | 522.00 | 465.67 | 416.39 | 502.44 | 0.00 | 0.06 | 3651 | DEANE-SHAW excluded |
| | Votes transferred | | | 13.59 | -95.22 | 9.24 | 25.24 | | 8.17 | 21.21 | 17.71 | 0.00 | 0.06 | | DEANE-SHAW's votes distributed |
| Count 9 | Progress totals | 522.00 | 522.00 | 130.88 | 0.00 | 216.43 | 305.98 | 522.00 | 473.84 | 437.60 | 520.15 | 0.00 | 0.12 | 3651 | DEANE-SHAW fully excluded, CAVANOUGH excluded |
| | Votes transferred | | | -101.00 | | 21.00 | 16.00 | | 25.00 | 22.00 | 17.00 | 0.00 | 0.00 | | CAVANOUGH's votes distributed |
| Count 10 to 1 | Progress totals | 522.00 | 522.00 | 29.88 | | 237.43 | 321.98 | 522.00 | 498.84 | 459.60 | 537.15 | 0.00 | 0.12 | 3651 | WILLIAMS elected 4, CAVANOUGH partially excluded |
| | Votes transferred | | | -29.88 | | 7.12 | 2.27 | | 9.88 | 10.00 | | 0.58 | 0.03 | | CAVANOUGH's votes distributed |
| Count 13 | Progress totals | 522.00 | 522.00 | 0.00 | | 244.55 | 324.25 | 522.00 | 508.72 | 469.60 | 537.15 | 0.58 | 0.15 | 3651 | CAVANOUGH fully excluded |
| | Votes transferred | | | | | 2.67 | 1.78 | | 1.78 | 8.91 | -15.15 | 0.00 | 0.01 | | WILLIAMS' surplus distributed |
| Count 14 | Progress totals | 522.00 | 522.00 | | | 247.22 | 326.03 | 522.00 | 510.50 | 478.51 | 522.00 | 0.58 | 0.16 | 3651 | GAY excluded |
| | Votes transferred | | | | | -197.00 | 65.00 | | 66.00 | 65.00 | | 1.00 | 0.00 | | GAY's votes distributed |
| Count 15 | Progress totals | 522.00 | 522.00 | | | 50.22 | 391.03 | 522.00 | 576.50 | 543.51 | 522.00 | 1.58 | 0.16 | 3651 | RICE elected 5, THOMPSON elected 6, GAY partially excluded |

Dorset Mayor 2002 First Preferences



Dorset Council

Polling closed at 10am 29th October 2002

Returning Officer: Mr Joseph Brewin

Declarations admitted: 3711

Ballot paper adjustment: 4

Total ballot papers: 3707

Formal votes: 3658

Informal ballot papers: 49

Informality rate: 1.32%

Mayor

| | | Candidates | | | Exhausted Votes | Total Votes | Absolute Majority | Remarks |
|---------|-------------------|------------|------|--------|--------------------|----------------|----------------------|--------------------------|
| | | Partridge | Rice | Thorne | | | | |
| Count 1 | Total | 1751 | 399 | 1508 | 0 | 3658 | 1830 | |
| Count 2 | Votes transferred | 180 | -399 | 189 | 30 | | | Rice excluded |
| | Progress totals | 1931 | 0 | 1697 | 30 | 3658 | 1815 | Partridge elected |

**Deputy Mayor— Tania Rattray-Wagner
Elected unopposed**



Flinders Council

2002 election report

Table of contents

- Local Government Elections in Tasmania
- Report on the 2002 Flinders Council Election
- List of Councillors following the 2002 elections
- Councillor results
- Deputy Mayor result

Local Government Elections in Tasmania

Every second (even) year elections are held in all 29 councils for the positions of mayor and deputy mayor and half the councillor positions. Where required, by-elections are held concurrently for vacancies that have occurred since the last elections.

The Tasmanian Electoral Office (TEO) supervises the conduct of elections in accordance with the *Local Government Act 1993*. Elections by postal ballot have been held in 1994, 1996, 1999 (deferred from 1998), 2000 and 2002, with the next elections due in October 2004.

Since 2000 mayors and deputy mayors are elected directly by the electors in each municipal area.

Candidate information booklets and complete election results for the state are available from the TEO and are posted on the TEO website www.electoral.tas.gov.au.

2002 Election timetable

| | |
|--|------------------------------------|
| Notice of election published | Saturday 14 September |
| Electoral rolls closed | 6 pm Thursday 19 September |
| Nomination period | 23 September— 12 noon on 2 October |
| Nominations closed | 12 noon Wednesday 2 October |
| Nominations announced & draw for ballot paper positions | 12 noon Thursday 3 October |
| Ballot material delivered to electors | 15–18 October |
| Polling period | 15–29 October |
| Close of poll | 10 am Tuesday 29 October |

Casual vacancies

Casual vacancies are filled by recount where possible, unless the vacancy occurs within 6 months of a forthcoming election. Only unelcted candidates from the relevant election may contest a recount. A candidate elected at a recount serves until the next council election. If a recount is not possible, a by-election is held—with the candidate elected to serve for the remainder of the term of office of the original councillor.

Elector polls

A council may hold an elector poll on any issue it determines. It may also be required to hold an elector poll following petitions from electors in accordance with Part 6 of the Act. A council is not bound by the result of an elector poll.

Electoral system

Voting in Tasmanian local government elections is not compulsory.

Elections for councillor positions are conducted using a system modelled on the Hare-Clark method of proportional representation used in Tasmanian House of Assembly elections.

Mayoral and deputy mayoral elections use a preferential system similar to that used for Tasmanian Legislative Council and Federal House of Representatives elections.

Report on the 2002 Flinders Council Election

Elections were held for the positions of Mayor and Deputy Mayor for 2 year terms and 4 Councillors for 4 year terms.

770 Flinders electors were enrolled for the 2002 elections, comprising 675 (87.66%) from the State House of Assembly roll and 95 (12.34%) from the General Manager's roll.

82.34% of Flinders electors returned their ballot papers in comparison with 57.48% statewide.

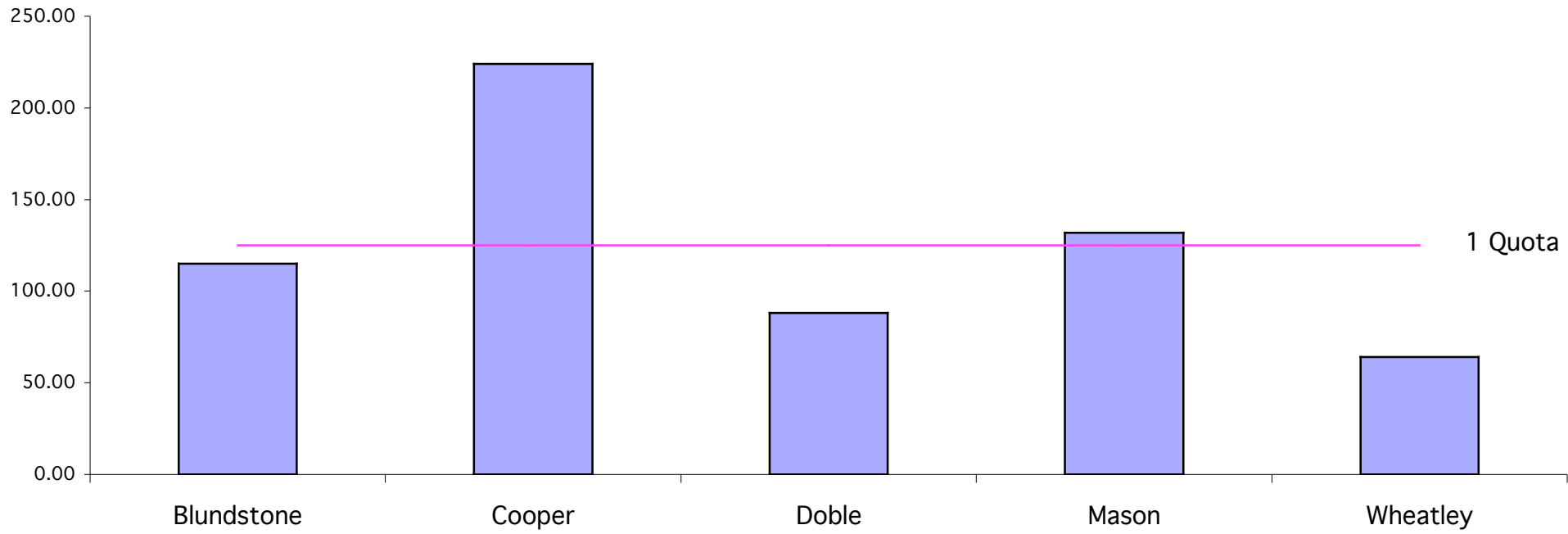
Candidates at the 2002 elections

| Mayor | | Councillors | |
|-------------------------------|----------|---------------------|----------------|
| ★ COOPER, Helen D | Memana | ★ BLUNDSTONE, Kelly | Whitemark |
| | | ★ COOPER, Helen D* | Memana |
| | | ★ DOBLE, Fred* | East Melbourne |
| | | ★ MASON, Lynn* | Memana |
| | | WHEATLEY, Margaret | Killiecrankie |
| Deputy Mayor | | | |
| ★ KLUG, Terence | Lackrana | | |
| MASON, Stephen* | Lackrana | | |
| ★ denotes elected candidate | | | |
| * denotes seeking re-election | | | |

Flinders Councillors following the 2002 elections

| Mayor | 7 Councillors | |
|-----------------------|-----------------------|-----------------------|
| <i>term ends 2004</i> | <i>term ends 2006</i> | <i>term ends 2004</i> |
| COOPER Helen D | COOPER Helen D | COX Carol D |
| | MASON Lynn | MASON Stephen |
| Deputy Mayor | BLUNDSTONE Kelly | KLUG Terence George |
| <i>term ends 2004</i> | DOBLE Fred | |
| KLUG Terence | | |

Flinders Councillor 2002 First Preferences



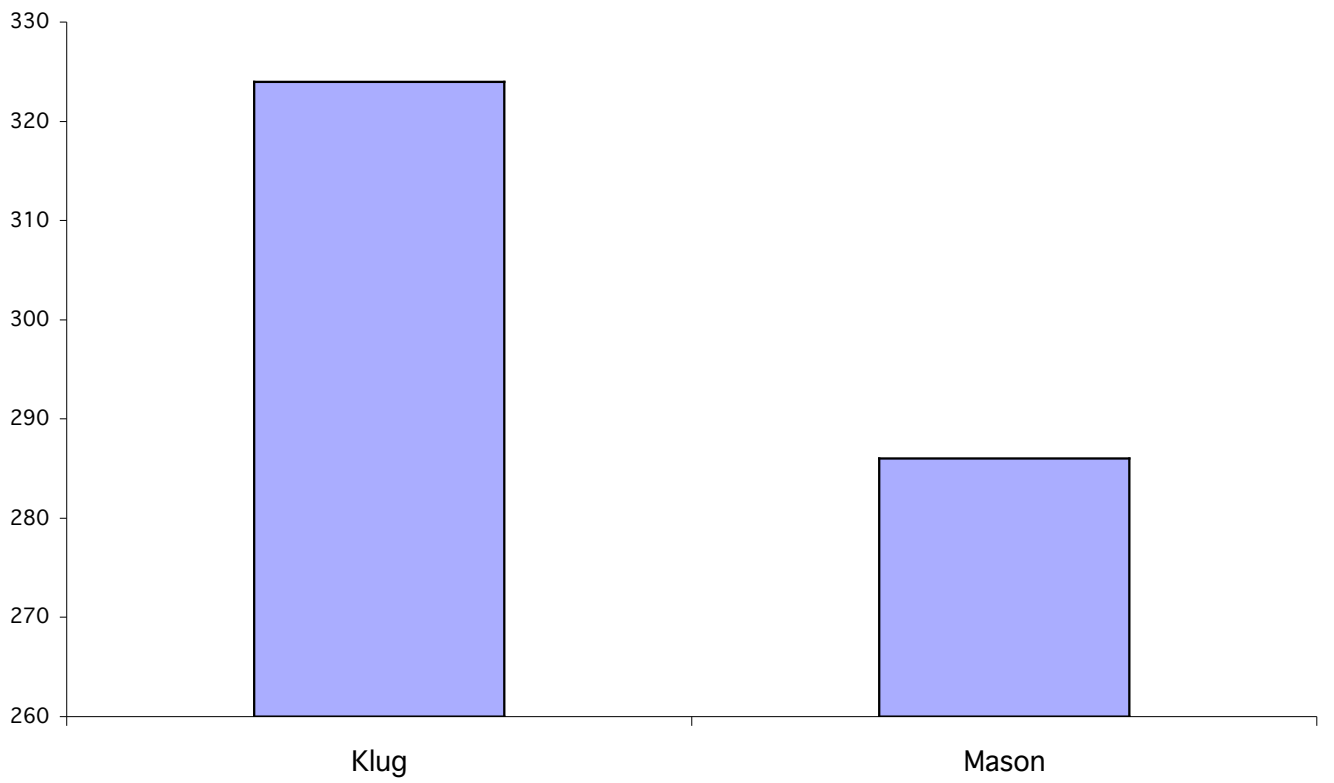
Flinders Council

Polling closed at 10am 29th October 2002 Electors enrolled: 770 Declarations rejected: 8 Ballot paper adjustment: 0 Formal Votes: 623
 Number to be elected: 4 Declarations returned: 634 Declarations admitted: 626 Total ballot papers: 626 Informal ballot papers: 3
 Returning Officer: Mr Lee Connors Response: 82.34% Rejection rate: 1.26% Informality rate: 0.48%

Quota= 125

| | | Candidates | | | | | Exhausted | Loss (Gain) by fraction | Total Votes | Remarks |
|---------|-------------------|------------|--------|--------|--------|----------|-----------|----------------------------|-------------|--|
| | | Blundstone | Cooper | Doble | Mason | Wheatley | | | | |
| Count 1 | Total | 115.00 | 224.00 | 88.00 | 132.00 | 64.00 | 0.00 | 0.00 | 623 | Cooper elected 1, Mason elected 2 |
| Count 2 | Votes transferred | 62.75 | -99.00 | 19.88 | | 16.35 | 0.00 | 0.02 | | Cooper's surplus distributed |
| Count 3 | Progress totals | 177.75 | 125.00 | 107.88 | 132.00 | 80.35 | 0.00 | 0.02 | 623 | Blundstone elected 3 |
| | Votes transferred | | | 2.96 | -7.00 | 3.97 | 0.05 | 0.02 | | Mason's surplus distributed |
| Count 4 | Progress totals | 177.75 | 125.00 | 110.84 | 125.00 | 84.32 | 0.05 | 0.04 | 623 | |
| | Votes transferred | -52.75 | | 31.57 | | 20.80 | 0.37 | 0.01 | | Blundstone's surplus distributed |
| Count 5 | Progress totals | 125.00 | 125.00 | 142.41 | 125.00 | 105.12 | 0.42 | 0.05 | 623 | Doble elected 4 |

Flinders Deputy Mayor 2002 First Preferences



Mayor— Helen D Cooper

Elected unopposed

Flinders Council

Polling closed at 10am 29th October 2002

Returning Officer: Mr Lee Connors

Declarations admitted: 626

Ballot paper adjustment: 0

Total ballot papers: 626

Formal votes: 610

Informal ballot papers: 16

Informality rate: 2.56%

Deputy Mayor

| | | Candidates | | Exhausted Votes | Total Votes | Absolute Majority | Remarks |
|---------|-------|------------|-------|--------------------|----------------|----------------------|---------------------|
| | | Klug | Mason | | | | |
| Count 1 | Total | 324 | 286 | 0 | 610 | 306 | Klug elected |



George Town Council

2002 election report

Table of contents

- Local Government Elections in Tasmania
- Report on the 2002 George Town Council Election
- List of Councillors following the 2002 elections
- Councillor results
- Mayor result

Local Government Elections in Tasmania

Every second (even) year elections are held in all 29 councils for the positions of mayor and deputy mayor and half the councillor positions. Where required, by-elections are held concurrently for vacancies that have occurred since the last elections.

The Tasmanian Electoral Office (TEO) supervises the conduct of elections in accordance with the *Local Government Act 1993*. Elections by postal ballot have been held in 1994, 1996, 1999 (deferred from 1998), 2000 and 2002, with the next elections due in October 2004.

Since 2000 mayors and deputy mayors are elected directly by the electors in each municipal.

Candidate information booklets and complete election results for the state are available from the TEO and are posted on the TEO website www.electoral.tas.gov.au.

2002 Election timetable

| | |
|--|------------------------------------|
| Notice of election published | Saturday 14 September |
| Electoral rolls closed | 6 pm Thursday 19 September |
| Nomination period | 23 September— 12 noon on 2 October |
| Nominations closed | 12 noon Wednesday 2 October |
| Nominations announced & draw for ballot paper positions | 12 noon Thursday 3 October |
| Ballot material delivered to electors | 15–18 October |
| Polling period | 15–29 October |
| Close of poll | 10 am Tuesday 29 October |

Casual vacancies

Casual vacancies are filled by recount where possible, unless the vacancy occurs within 6 months of a forthcoming election. Only unelected candidates from the relevant election may contest a recount. A candidate elected at a recount serves until the next council election. If a recount is not possible, a by-election is held—with the candidate elected to serve for the remainder of the term of office of the original councillor.

Elector polls

A council may hold an elector poll on any issue it determines. It may also be required to hold an elector poll following petitions from electors in accordance with Part 6 of the Act. A council is not bound by the result of an elector poll.

Electoral system

Voting in Tasmanian local government elections is not compulsory.

Elections for councillor positions are conducted using a system modelled on the Hare-Clark method of proportional representation used in Tasmanian House of Assembly elections.

Mayoral and deputy mayoral elections use a preferential system similar to that used for Tasmanian Legislative Council and Federal House of Representatives elections.

Report on the 2002 George Town Council Election

Elections were held for the positions of Mayor and Deputy Mayor for 2 year terms and 5 Councillors for 4 year terms.

5 040 George Town electors were enrolled for the 2002 elections, comprising 4 566 (90.60%) from the State House of Assembly roll and 474 (9.40%) from the General Manager's roll.

65.06% of George Town electors returned their ballot papers in comparison with 57.48% statewide.

Candidates at the 2002 elections

| Mayor | | Councillors | |
|---------------------|-------------|-----------------------|-------------|
| ★ ARCHER, Lawrence* | George Town | ★ ARCHER, Lawrence* | George Town |
| BARWICK, Heather J | Beechford | ★ BARWICK, Heather J* | Beechford |
| | | ★ BURT, Doug* | George Town |
| | | DONNELLY, Nancy* | Hillwood |
| | | ★ TAYLOR, Andrew | George Town |
| | | ★ WIDDOWSON, John* | George Town |
| Deputy Mayor | | | |
| ★ BURT, Doug* | George Town | | |

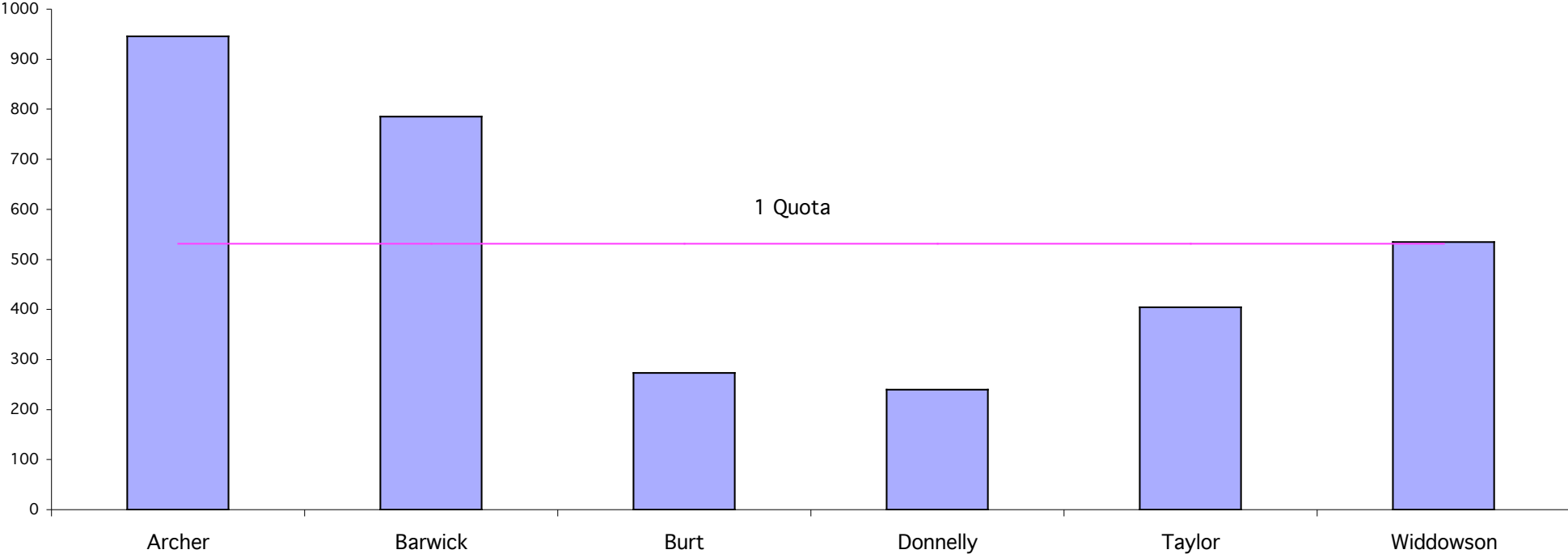
★ denotes elected candidate

* denotes seeking re-election

George Town Councillors following the 2002 elections

| Mayor | 9 Councillors | |
|-----------------------|-----------------------|-----------------------|
| <i>term ends 2004</i> | <i>term ends 2006</i> | <i>term ends 2004</i> |
| ARCHER Lawrence | ARCHER Lawrence | SMITH June |
| | BARWICK Heather J | WALLACE Bob |
| Deputy Mayor | WIDDOWSON John | GEALE Stephen Norman |
| <i>term ends 2004</i> | TAYLOR Andrew | MACKRILL Don |
| BURT Doug | BURT Doug | |

George Town Councillor 2002 First Preferences



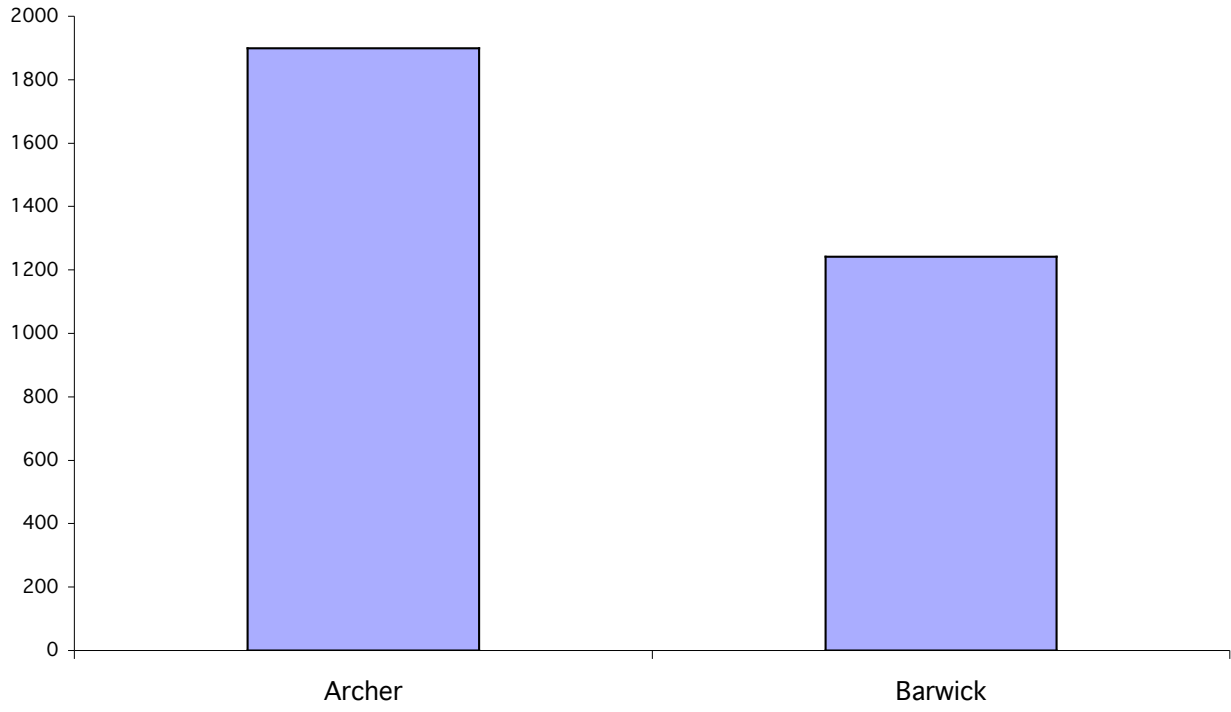
George Town Council

Polling closed at 10am 29th October 2002 Electors enrolled: 5040 Declarations rejected: 54 Ballot paper adjustment: 12 Formal Votes: 3183
 Number to be elected: 5 Declarations returned: 3279 Declarations admitted: 3225 Total ballot papers: 3213 Informal ballot papers: 30
 Returning Officer: Mr Joseph Brewin Response: 65.06% Rejection rate: 1.65% Informality rate: 0.93%

Quota= 531

| | | Candidates | | | | | Exhausted | Loss (Gain) by fraction | Total Votes | Remarks | |
|---------|-------------------|------------|---------|--------|----------|--------|-----------|----------------------------|-------------|---------|---|
| | | Archer | Barwick | Burt | Donnelly | Taylor | | | | | Widdowson |
| Count 1 | Total | 946.00 | 785.00 | 273.00 | 240.00 | 404.00 | 535.00 | 0.00 | 0.00 | 3183 | ARCHER elected 1, BARWICK elected 2, WIDDOWSON elected 3 |
| Count 2 | Votes transferred | -415.00 | | 200.48 | 95.63 | 118.88 | | 0.00 | 0.01 | | ARCHER's surplus distributed |
| Count 3 | Progress totals | 531.00 | 785.00 | 473.48 | 335.63 | 522.88 | 535.00 | 0.00 | 0.01 | 3183 | |
| Count 4 | Votes transferred | | -254.00 | 71.83 | 100.62 | 80.89 | | 0.64 | 0.02 | | BARWICK's surplus distributed |
| | Progress totals | 531.00 | 531.00 | 545.31 | 436.25 | 603.77 | 535.00 | 0.64 | 0.03 | 3183 | TAYLOR elected 4, BURT elected 5 |

George Town Mayor 2002 First Preferences



George Town Council

Polling closed at 10am 29th October 2002

Returning Officer: Mr Joseph Brewin

Declarations admitted: 3225

Ballot paper adjustment: 14

Total ballot papers: 3211

Formal votes: 3140

Informal ballot papers: 71

Informality rate: 2.21%

Mayor

| | | Candidates | | Exhausted Votes | Total Votes | Absolute Majority | Remarks |
|---------|-------|------------|---------|--------------------|----------------|----------------------|-----------------------|
| | | Archer | Barwick | | | | |
| Count 1 | Total | 1899 | 1241 | 0 | 3140 | 1571 | Archer elected |

**Deputy Mayor— Doug Burt
Elected unopposed**



Glamorgan- Spring Bay Council

2002 election report

Table of contents

- Local Government Elections in Tasmania
- Report on the 2002 Glamorgan-Spring Bay Council Election
- List of Councillors following the 2002 elections
- Councillor results
- Deputy Mayor results
- Recount results

Local Government Elections in Tasmania

Every second (even) year elections are held in all 29 councils for the positions of mayor and deputy mayor and half the councillor positions. Where required, by-elections are held concurrently for vacancies that have occurred since the last elections.

The Tasmanian Electoral Office (TEO) supervises the conduct of elections in accordance with the *Local Government Act 1993*. Elections by postal ballot have been held in 1994, 1996, 1999 (deferred from 1998), 2000 and 2002, with the next elections due in October 2004.

Since 2000 mayors and deputy mayors are elected directly by the electors in each municipal area.

Candidate information booklets and complete election results for the state are available from the TEO and are posted on the TEO website www.electoral.tas.gov.au.

2002 Election timetable

| | |
|--|------------------------------------|
| Notice of election published | Saturday 14 September |
| Electoral rolls closed | 6 pm Thursday 19 September |
| Nomination period | 23 September— 12 noon on 2 October |
| Nominations closed | 12 noon Wednesday 2 October |
| Nominations announced & draw for ballot paper positions | 12 noon Thursday 3 October |
| Ballot material delivered to electors | 15–18 October |
| Polling period | 15–29 October |
| Close of poll | 10 am Tuesday 29 October |

Casual vacancies

Casual vacancies are filled by recount where possible, unless the vacancy occurs within 6 months of a forthcoming election. Only unelected candidates from the relevant election may contest a recount. A candidate elected at a recount serves until the next council election. If a recount is not possible, a by-election is held—with the candidate elected to serve for the remainder of the term of office of the original councillor.

Elector polls

A council may hold an elector poll on any issue it determines. It may also be required to hold an elector poll following petitions from electors in accordance with Part 6 of the Act. A council is not bound by the result of an elector poll.

Electoral system

Voting in Tasmanian local government elections is not compulsory.

Elections for councillor positions are conducted using a system modelled on the Hare-Clark method of proportional representation used in Tasmanian House of Assembly elections.

Mayoral and deputy mayoral elections use a preferential system similar to that used for Tasmanian Legislative Council and Federal House of Representatives elections.

Report on the 2002 Glamorgan-Spring Bay Council Election

Elections were held for the positions of Mayor and Deputy Mayor for 2 year terms, 4 Councillors for 4 year terms, and one by-election for a Councillor for a 2 year term.

3 669 Glamorgan-Spring Bay electors were enrolled for the 2002 elections, comprising 3 135 (85.45%) from the State House of Assembly roll and 534 (14.55%) from the General Manager's roll.

64.60% of Glamorgan-Spring Bay electors returned their ballot papers in comparison with 57.48% statewide.

Recounts

Three recounts were held between the 2000 and 2002 elections.

Councillor Christopher Holloway resigned from the Glamorgan-Spring Bay Council on 30 June 2001. Three unelected candidates from the 2000 Glamorgan-Spring Bay election consented to contest the recount. The recount took place at noon Thursday 16 August 2001.

Councillor Donald Williams resigned on 8 July 2001 and Councillor Kim White resigned on 3 August 2001. Two unelected candidates from the 1999 Glamorgan-Spring Bay election consented to contest the recounts. The recounts took place at noon Thursday 16 August 2001.

Full details of both recounts are provided on the back page.

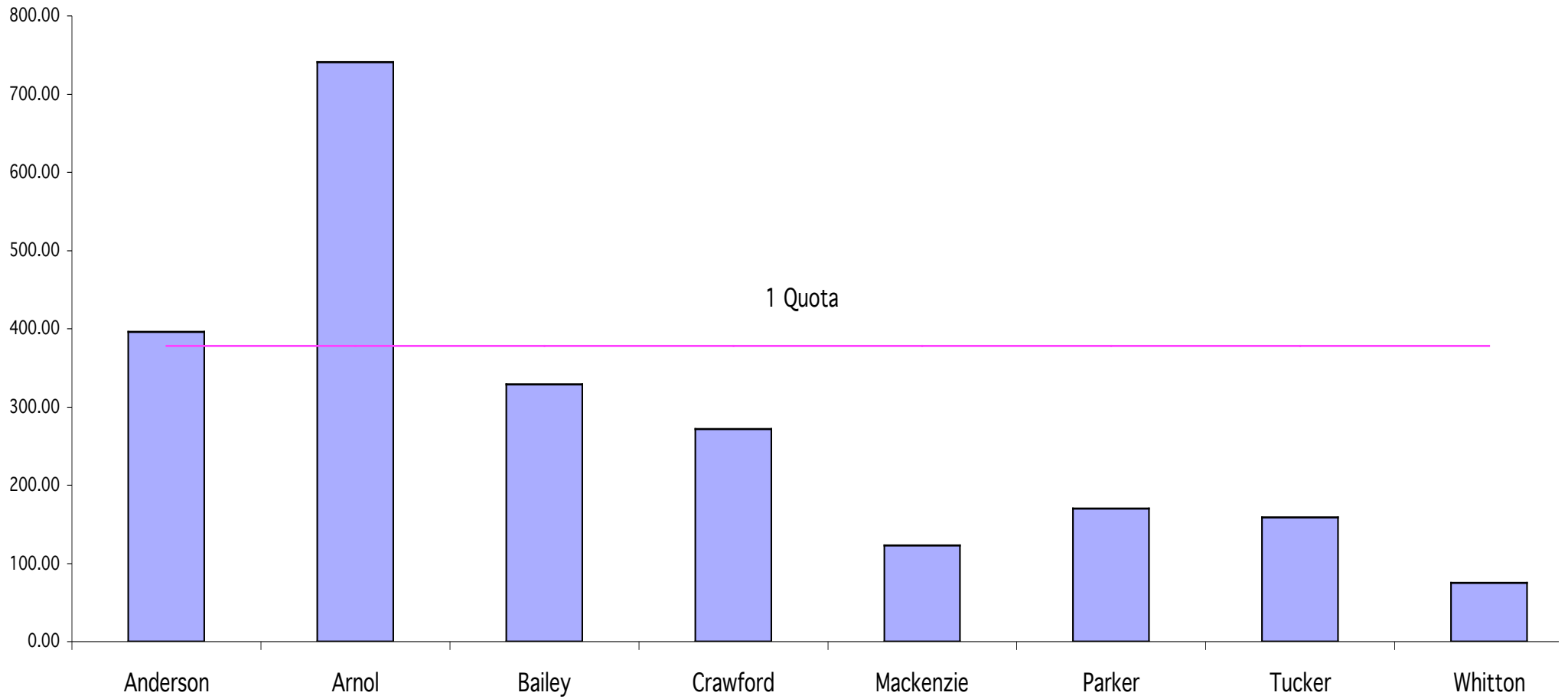
Candidates at the 2002 elections

| Mayor | | Councillors | |
|-------------------------------|---------|-------------------------|-----------|
| ★ ARNOL, Cheryl* | Orford | ★ ANDERSEN, Nick | Bicheno |
| | | ★ ARNOL, Cheryl* | Orford |
| | | ★ BAILEY, Vernon | Orford |
| | | ★ CRAWFORD, Martin John | Swansea |
| | | MACKENZIE, Bridgette | Triabunna |
| | | ★ PARKER, Richard* | Triabunna |
| | | TUCKER, John | Swansea |
| | | WHITTON, Geoff | Orford |
| Deputy Mayor | | | |
| ★ JOHNSTON, Craig* | Swansea | | |
| MOREY, Peter | Swansea | | |
| ★ denotes elected candidate | | | |
| * denotes seeking re-election | | | |

Glamorgan-Spring Bay Councillors following the 2002 elections

| Mayor | 9 Councillors | |
|-----------------------|-----------------------|-----------------------|
| <i>term ends 2004</i> | <i>term ends 2006</i> | <i>term ends 2004</i> |
| ARNOL Cheryl | ARNOL Cheryl | BAILEY E A (Bill) |
| | ANDERSEN Nick | CLARK Russell |
| Deputy Mayor | BAILEY Vernon | JOHNSTON Craig |
| <i>term ends 2004</i> | CRAWFORD Martin John | MOREY Peter |
| JOHNSTON Craig | | PARKER Richard |

Glamorgan-Spring Bay 2002 Councillor First Preferences



Glamorgan-Spring Bay Council

Polling closed at 10am 29th October 2002

Number to be elected: 5

Returning Officer: Mr Peter Weldon

Electors enrolled: 3669

Declarations returned: 2370

Response: 64.60%

Declarations rejected: 22

Declarations admitted: 2348

Rejection rate: 0.93%

Ballot paper adjustment: 11 Formal Votes: 2265

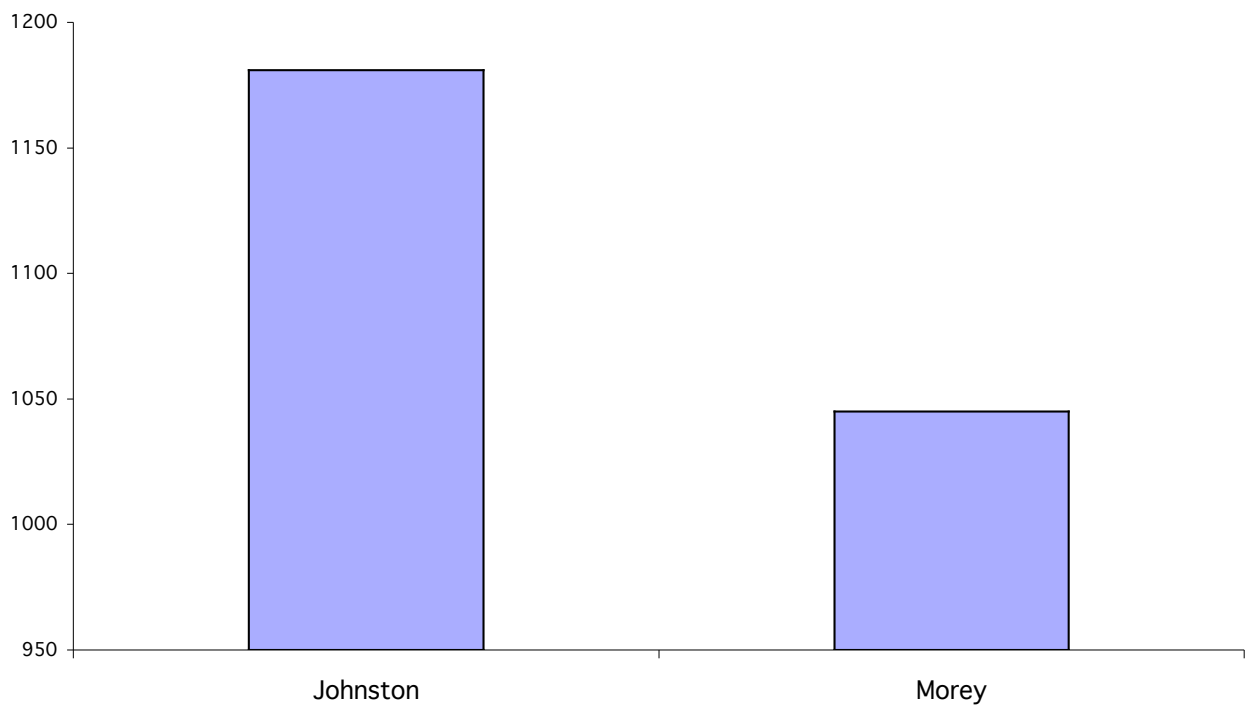
Total ballot papers: 2337 Informal ballot papers: 72

Informality rate: 3.08%

Quota= 378

| | | Candidates | | | | | | | | Exhausted | Loss (Gain) by fraction | Total Votes | Remarks |
|--------------|-------------------|------------|---------|--------|----------|-----------|--------|--------|---------|-----------|----------------------------|-------------|---|
| | | Anderson | Arnol | Bailey | Crawford | Mackenzie | Parker | Tucker | Whitton | | | | |
| Count 1 | Total | 396.00 | 741.00 | 329.00 | 272.00 | 123.00 | 170.00 | 159.00 | 75.00 | 0.00 | 0.00 | 2265 | Arnol elected 1, Anderson elected 2 |
| Count 2 | Votes transferred | | -363.00 | 95.52 | 52.90 | 48.49 | 80.82 | 33.31 | 51.92 | 0.00 | 0.04 | | Arnol's surplus distributed |
| Count 3 | Progress totals | 396.00 | 378.00 | 424.52 | 324.90 | 171.49 | 250.82 | 192.31 | 126.92 | 0.00 | 0.04 | 2265 | Bailey elected 3 |
| | Votes transferred | -18.00 | | | 6.04 | 4.13 | 1.99 | 3.45 | 2.36 | 0.00 | 0.03 | | Anderson's surplus distributed |
| Count 4 | Progress totals | 378.00 | 378.00 | 424.52 | 330.94 | 175.62 | 252.81 | 195.76 | 129.28 | 0.00 | 0.07 | 2265 | |
| | Votes transferred | | | -46.52 | 7.15 | 7.63 | 14.55 | 3.10 | 14.07 | 0.00 | 0.02 | | Bailey's surplus distributed |
| Count 5 to 8 | Progress totals | 378.00 | 378.00 | 378.00 | 338.09 | 183.25 | 267.36 | 198.86 | 143.35 | 0.00 | 0.09 | 2265 | Whitton excluded |
| | Votes transferred | | | | 26.39 | 37.97 | 52.46 | 26.47 | -143.35 | 0.00 | 0.06 | | Whitton's votes distributed |
| Count 9 | Progress totals | 378.00 | 378.00 | 378.00 | 364.48 | 221.22 | 319.82 | 225.33 | 0.00 | 0.00 | 0.15 | 2265 | Whitton fully excluded, MacKenzie excluded |
| | Votes transferred | | | | 37.00 | -145.00 | 70.00 | 38.00 | | 0.00 | 0.00 | | MacKenzie's votes distributed |
| Count 10 | Progress totals | 378.00 | 378.00 | 378.00 | 401.48 | 76.22 | 389.82 | 263.33 | | 0.00 | 0.15 | 2265 | Crawford elected 4, Parker elected 5, MacKenzie partially excluded |

Glamorgan-Spring Bay 2002 Deputy Mayor First Preferences



Mayor— Cheryl Arnot

Elected unopposed

Glamorgan-Spring Bay Council

Polling closed at 10am 29th October 2002

Returning Officer: Mr Peter Weldon

Declarations admitted: 2348

Ballot paper adjustment: 12

Total ballot papers: 2336

Formal votes: 2226

Informal ballot papers: 110

Informality rate: 4.71%

Deputy Mayor

| | | Candidates | | Exhausted Votes | Total Votes | Absolute Majority | Remarks |
|---------|-------|------------|-------|--------------------|----------------|----------------------|-------------------------|
| | | Johnston | Morey | | | | |
| Count 1 | Total | 1181 | 1045 | 0 | 2226 | 1114 | Johnston elected |

Glamorgan Spring Bay Council recount

Recount due to the resignation of Councillor Christopher Holloway

16 August 2001

Ballot papers multiplied by 100

| | | CANDIDATES | | | Exhausted Votes | Lost by fraction | Total Votes | Absolute majority | Remarks |
|---------------|-------|------------|-----------|---------|--------------------|---------------------|-------------|----------------------|--------------------------|
| | | GARRET | MACKENZIE | RUSSELL | | | | | |
| Counts 1 to 5 | Total | 140.62 | 90.62 | 145.03 | 10.71 | 0.02 | 387 | 189 | Distribution of Holloway |
| Count 6 | | 49.00 | -86.00 | 29.00 | 8.00 | | | | MacKenzie excluded |
| | Total | 189.62 | 4.62 | 174.03 | 18.71 | 0.02 | 387 | 185 | Garrett Elected |

Glamorgan-Spring Bay Council - recount for Councillors

Recount due to the resignation of Councillors Donald Williams and Kim White

16 August 2001

**Councillors— Terry French and Geoff Whitton
Elected unopposed**



Glenorchy City Council 2002 election report

Table of contents

- Local Government Elections in Tasmania
- Report on the 2002 Glenorchy City Council Election
- List of Councillors (Aldermen) following the 2002 elections
- Councillor (Aldermen) results
- Mayor and Deputy Mayor results

Local Government Elections in Tasmania

Every second (even) year elections are held in all 29 councils for the positions of mayor and deputy mayor and half the councillor positions. Where required, by-elections are held concurrently for vacancies that have occurred since the last elections.

The Tasmanian Electoral Office (TEO) supervises the conduct of elections in accordance with the *Local Government Act 1993*. Elections by postal ballot have been held in 1994, 1996, 1999 (deferred from 1998), 2000 and 2002, with the next elections due in October 2004.

Since 2000 mayors and deputy mayors are elected directly by the electors in each municipal area.

Candidate information booklets and complete election results for the state are available from the TEO and are posted on the TEO website www.electoral.tas.gov.au.

2002 Election timetable

| | |
|--|------------------------------------|
| Notice of election published | Saturday 14 September |
| Electoral rolls closed | 6 pm Thursday 19 September |
| Nomination period | 23 September— 12 noon on 2 October |
| Nominations closed | 12 noon Wednesday 2 October |
| Nominations announced & draw for ballot paper positions | 12 noon Thursday 3 October |
| Ballot material delivered to electors | 15–18 October |
| Polling period | 15–29 October |
| Close of poll | 10 am Tuesday 29 October |

Casual vacancies

Casual vacancies are filled by recount where possible, unless the vacancy occurs within 6 months of a forthcoming election. Only unelected candidates from the relevant election may contest a recount. A candidate elected at a recount serves until the next council election. If a recount is not possible, a by-election is held—with the candidate elected to serve for the remainder of the term of office of the original councillor.

Elector polls

A council may hold an elector poll on any issue it determines. It may also be required to hold an elector poll following petitions from electors in accordance with Part 6 of the Act. A council is not bound by the result of an elector poll.

Electoral system

Voting in Tasmanian local government elections is not compulsory.

Elections for councillor positions are conducted using a system modelled on the Hare-Clark method of proportional representation used in Tasmanian House of Assembly elections.

Mayoral and deputy mayoral elections use a preferential system similar to that used for Tasmanian Legislative Council and Federal House of Representatives elections.

Report on the 2002 Glenorchy City Council Election

Elections were held for the positions of Mayor and Deputy Mayor for 2 year terms and 6 Councillors (Aldermen) for 4 year terms.

31 981 Glenorchy City electors were enrolled for the 2002 elections, comprising 31 502 (98.50%) from the State House of Assembly roll and 479 (1.50%) from the General Manager's roll.

53.90% of Glenorchy City electors returned their ballot papers in comparison with 57.48% statewide.

Candidates at the 2002 elections

| Mayor | | Councillors (Aldermen) | |
|---------------------|-------------|-------------------------------|-------------|
| JONES, Nigel John | Lutana | DERMODY, Jackie | Glenorchy |
| LUCAS, Christine | Granton | DUNSBY, Jan | West Moonah |
| ★ MARTIN, Terry* | Glenorchy | ★ JONES, Nigel John | Lutana |
| MAV, Steve | Moonah | ★ LUCAS, Christine* | Granton |
| | | ★ MARTIN, Terry* | Glenorchy |
| | | ★ NIELSEN, Haydyn | Rosetta |
| | | PEARCE, David* | Glenorchy |
| | | SHARMA, Awadhesh | Moonah |
| Deputy Mayor | | ★ SLADE, Ben | Berriedale |
| GUY, Mary | Glenorchy | ★ TAYLOR, Adriana* | Collinsvale |
| ★ SLADE, Stuart* | Berriedale | VERVAART, Bob | Glenorchy |
| TAYLOR, Adriana | Collinsvale | | |

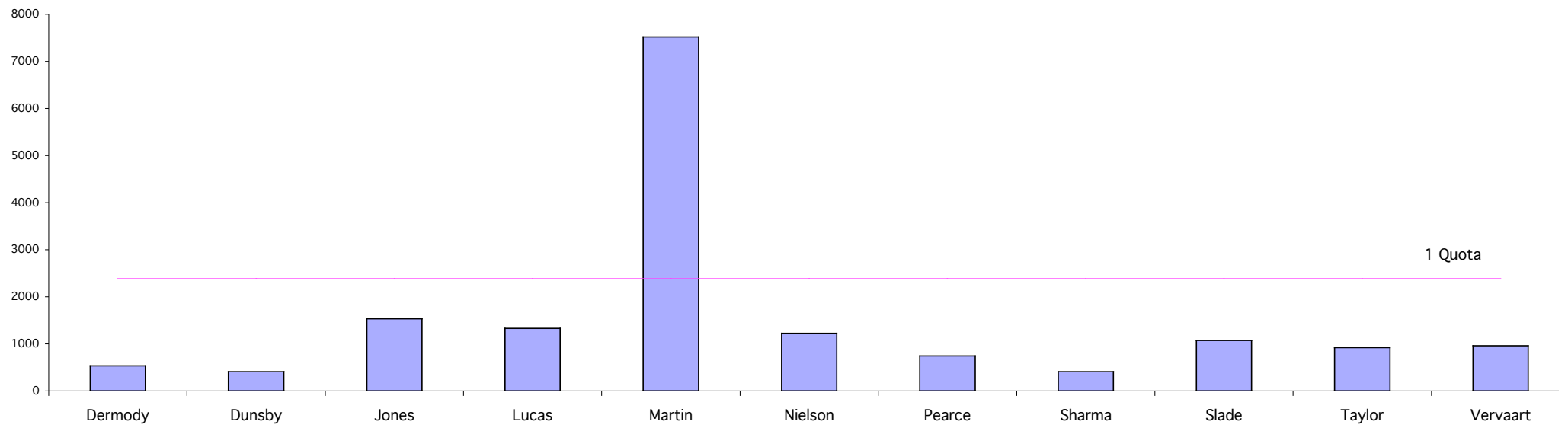
★ denotes elected candidate

* denotes seeking re-election

Glenorchy City Councillors following the 2002 elections

| Mayor | 12 Councillors (Aldermen) | |
|-----------------------|----------------------------------|-----------------------|
| <i>term ends 2002</i> | <i>term ends 2006</i> | <i>term ends 2004</i> |
| MARTIN Terry | MARTIN Terry | SLADE Stuart |
| Deputy Mayor | LUCAS Christine | RIDLER Peter William |
| <i>term ends 2002</i> | TAYLOR Adriana | MANSON Jim |
| SLADE Stuart | NIELSEN Haydyn | MAV Steve |
| | JONES Nigel John | GUY Mary |
| | SLADE Ben | MAGINNIS Jacquie |

Glenorchy City Councillor 2002 First Preferences



Glenorchy City Council

Polling closed at 10am 29th October 2002

Number to be elected: 6

Returning Officer: Mr Peter Weldon

Electors enrolled: 31981

Declarations returned: 17237

Response: 53.90%

Declarations rejected: 187

Declarations admitted: 17050

Rejection rate: 1.08%

Ballot paper adjustment: 21

Total ballot papers: 17029

Formal Votes: 16650

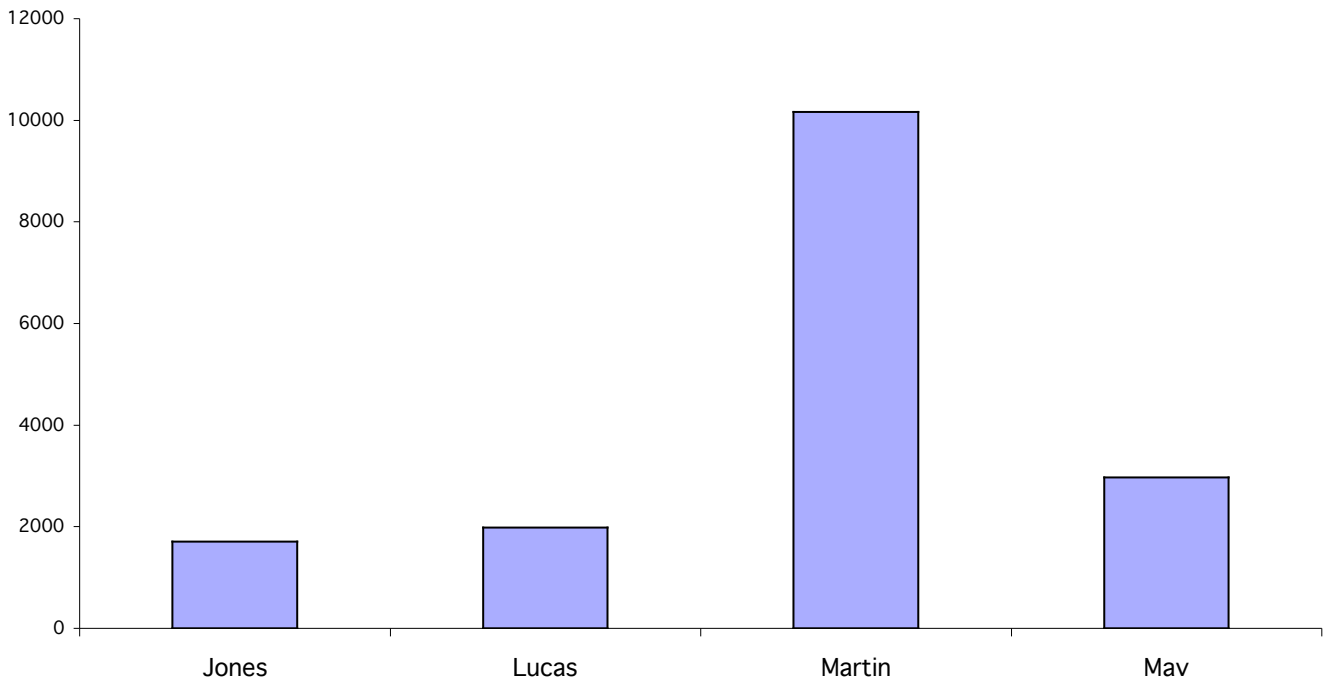
Informal ballot papers: 379

Informality rate: 2.23%

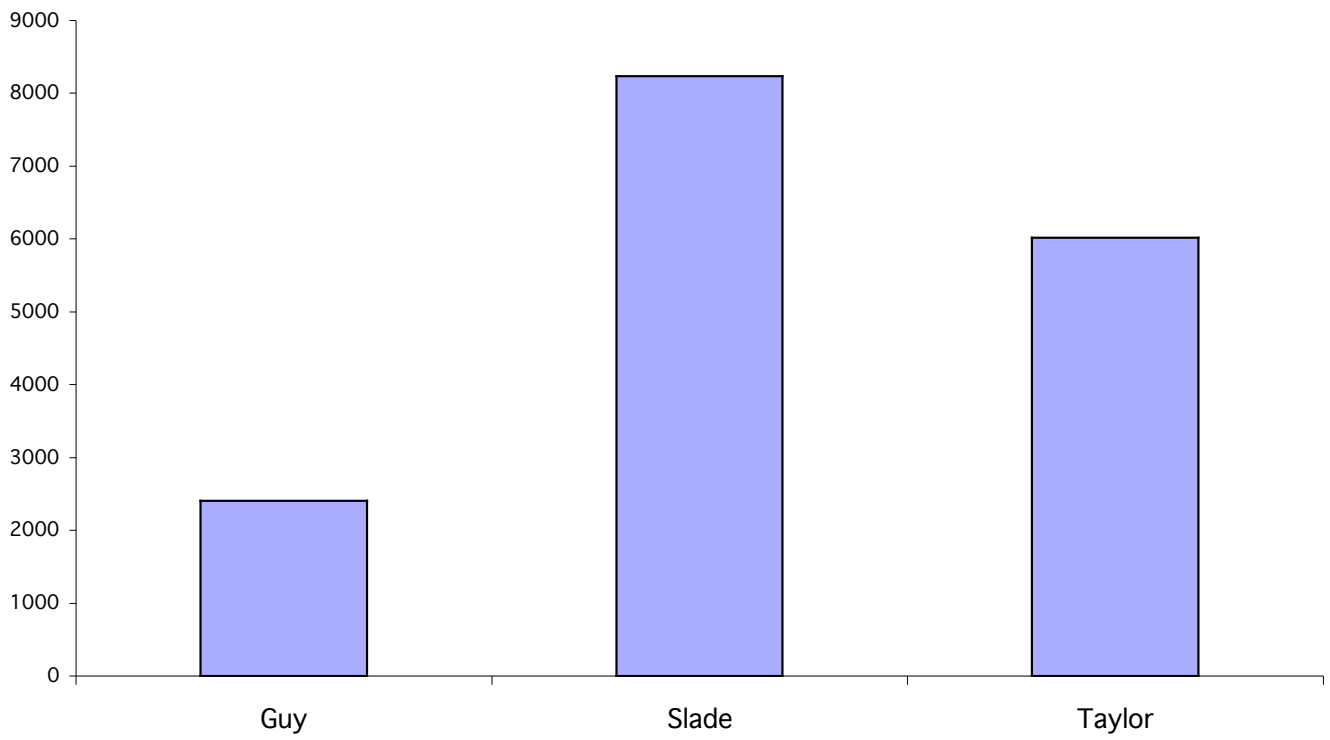
Quota= 2379

| | | Candidates | | | | | | | | | | | Exhausted | Loss (Gain) by fraction | Total Votes | Remarks |
|----------------|-------------------|------------|---------|---------|---------|----------|---------|---------|---------|---------|---------|----------|-----------|----------------------------|-------------|---|
| | | Dermody | Dunsby | Jones | Lucas | Martin | Nielson | Pearce | Sharma | Slade | Taylor | Vervaart | | | | |
| Count 1 | Total | 531.00 | 407.00 | 1530.00 | 1326.00 | 7523.00 | 1222.00 | 746.00 | 410.00 | 1075.00 | 922.00 | 958.00 | 0.00 | 0.00 | 16650 | Martin elected 1 |
| Count 2 | Votes transferred | 270.77 | 125.12 | 471.80 | 805.47 | -5144.00 | 786.33 | 624.96 | 127.18 | 603.08 | 1131.63 | 197.60 | 0.00 | 0.06 | | Martin's surplus distributed |
| Count 3 to 4 | Progress totals | 801.77 | 532.12 | 2001.80 | 2131.47 | 2379.00 | 2008.33 | 1370.96 | 537.18 | 1678.08 | 2053.63 | 1155.60 | 0.00 | 0.06 | 16650 | Dunsby excluded |
| | Votes transferred | 70.88 | -532.12 | 45.57 | 130.44 | | 50.99 | 48.35 | 23.15 | 44.15 | 90.14 | 28.41 | 0.00 | 0.04 | | Dunsby's votes distributed |
| Count 5 to 6 | Progress totals | 872.65 | 0.00 | 2047.37 | 2261.91 | 2379.00 | 2059.32 | 1419.31 | 560.33 | 1722.23 | 2143.77 | 1184.01 | 0.00 | 0.10 | 16650 | Dunsby fully excluded, Sharma excluded |
| | Votes transferred | 44.30 | | 51.52 | 100.82 | | 64.25 | 78.46 | -560.33 | 93.97 | 77.41 | 49.57 | 0.00 | 0.03 | | Sharma's votes distributed |
| Count 7 | Progress totals | 916.95 | | 2098.89 | 2362.73 | 2379.00 | 2123.57 | 1497.77 | 0.00 | 1816.20 | 2221.18 | 1233.58 | 0.00 | 0.13 | 16650 | Sharma fully excluded, Dermody excluded |
| | Votes transferred | -625.00 | | 77.00 | 141.00 | | 90.00 | 61.00 | | 66.00 | 159.00 | 31.00 | 0.00 | 0.00 | | Dermody's votes distributed |
| Count 8 | Progress totals | 291.95 | | 2175.89 | 2503.73 | 2379.00 | 2213.57 | 1558.77 | | 1882.20 | 2380.18 | 1264.58 | 0.00 | 0.13 | 16650 | Lucas elected 2, Taylor elected 3 , Dermody partially excluded |
| | Votes transferred | -291.95 | | 38.29 | | | 89.57 | 90.94 | | 41.70 | | 28.71 | 2.73 | 0.01 | | Dermody's votes distributed |
| Count 9 | Progress totals | 0.00 | | 2214.18 | 2503.73 | 2379.00 | 2303.14 | 1649.71 | | 1923.90 | 2380.18 | 1293.29 | 2.73 | 0.14 | 16650 | Dermody fully excluded |
| | Votes transferred | | | 29.19 | -124.73 | | 19.46 | 31.84 | | 23.88 | | 18.57 | 1.76 | 0.03 | | Lucas' surplus distributed |
| Count 10 | Progress totals | | | 2243.37 | 2379.00 | 2379.00 | 2322.60 | 1681.55 | | 1947.78 | 2380.18 | 1311.86 | 4.49 | 0.17 | 16650 | |
| | Votes transferred | | | 0.11 | | | 0.25 | 0.29 | | 0.28 | -1.18 | 0.21 | 0.00 | 0.04 | | Taylor's surplus distributed |
| Count 11 | Progress totals | | | 2243.48 | 2379.00 | 2379.00 | 2322.85 | 1681.84 | | 1948.06 | 2379.00 | 1312.07 | 4.49 | 0.21 | 16650 | Vervaart excluded |
| | Votes transferred | | | 325.00 | | | 256.00 | 142.00 | | 325.00 | | -1054.00 | 6.00 | 0.00 | | Vervaart's votes distributed |
| Count 12 to 13 | Progress totals | | | 2568.48 | 2379.00 | 2379.00 | 2578.85 | 1823.84 | | 2273.06 | 2379.00 | 258.07 | 10.49 | 0.21 | 16650 | Nielson elected 4, Jones elected 5 , Vervaart partially excluded |
| | Votes transferred | | | | | | | 110.72 | | 135.14 | | -257.86 | 12.01 | -0.01 | | Vervaart's votes distributed |
| Count 14 | Progress totals | | | 2568.48 | 2379.00 | 2379.00 | 2578.85 | 1934.56 | | 2408.20 | 2379.00 | 0.21 | 22.50 | 0.20 | 16650 | Slade elected 6 , Vervaart partially excluded |

Glenorchy City Mayor 2002 First Preferences



Glenorchy City Deputy Mayor 2002 First Preferences



Glenorchy City Council

Polling closed at 10am 29th October

Returning Officer: Mr Peter Weldon

Declarations admitted: 17050

Ballot paper adjustment: 16

Total ballot papers: 17034

Formal votes: 16831

Informal ballot papers: 203

Informality rate: 1.19%

Mayor

| | | Candidates | | | | Exhausted Votes | Total Votes | Absolute Majority | Remarks |
|---------|-------|------------|-------|--------|------|--------------------|----------------|----------------------|-----------------------|
| | | Jones | Lucas | Martin | May | | | | |
| Count 1 | Total | 1707 | 1983 | 10168 | 2973 | 0 | 16831 | 8416 | Martin elected |

Glenorchy City Council

Polling closed at 10am 29th October

Returning Officer: Mr Peter Weldon

Declarations admitted: 17050

Ballot paper adjustment: 19

Total ballot papers: 17031

Formal votes: 16657

Informal ballot papers: 374

Informality rate: 2.20%

Deputy Mayor

| | | Candidates | | | Exhausted Votes | Total Votes | Absolute Majority | Remarks |
|---------|-------------------|------------|-------|--------|--------------------|----------------|----------------------|----------------------|
| | | Guy | Slade | Taylor | | | | |
| Count 1 | Total | 2405 | 8233 | 6019 | | 16657 | 8329 | |
| Count 2 | Votes transferred | -2405 | 829 | 1266 | 310 | | | Guy excluded |
| | Progress totals | 0 | 9062 | 7285 | 310 | 16657 | 8174 | Slade elected |



Hobart City Council

2002 election report

Table of contents

- Local Government Elections in Tasmania
- Report on the 2002 Hobart City Council Election
- List of Councillors (Aldermen) following the 2002 elections
- Councillor (Aldermen) results
- Lord Mayor and Deputy Lord Mayor results

Local Government Elections in Tasmania

Every second (even) year elections are held in all 29 councils for the positions of mayor and deputy mayor and half the councillor positions. Where required, by-elections are held concurrently for vacancies that have occurred since the last elections.

The Tasmanian Electoral Office (TEO) supervises the conduct of elections in accordance with the *Local Government Act 1993*. Elections by postal ballot have been held in 1994, 1996, 1999 (deferred from 1998), 2000 and 2002, with the next elections due in October 2004.

Since 2000 mayors and deputy mayors are elected directly by the electors in each municipal area.

Candidate information booklets and complete election results for the state are available from the TEO and are posted on the TEO website www.electoral.tas.gov.au.

2002 Election timetable

| | |
|--|------------------------------------|
| Notice of election published | Saturday 14 September |
| Electoral rolls closed | 6 pm Thursday 19 September |
| Nomination period | 23 September— 12 noon on 2 October |
| Nominations closed | 12 noon Wednesday 2 October |
| Nominations announced & draw for ballot paper positions | 12 noon Thursday 3 October |
| Ballot material delivered to electors | 15–18 October |
| Polling period | 15–29 October |
| Close of poll | 10 am Tuesday 29 October |

Casual vacancies

Casual vacancies are filled by recount where possible, unless the vacancy occurs within 6 months of a forthcoming election. Only unelected candidates from the relevant election may contest a recount. A candidate elected at a recount serves until the next council election. If a recount is not possible, a by-election is held—with the candidate elected to serve for the remainder of the term of office of the original councillor.

Elector polls

A council may hold an elector poll on any issue it determines. It may also be required to hold an elector poll following petitions from electors in accordance with Part 6 of the Act. A council is not bound by the result of an elector poll.

Electoral system

Voting in Tasmanian local government elections is not compulsory.

Elections for councillor positions are conducted using a system modelled on the Hare-Clark method of proportional representation used in Tasmanian House of Assembly elections.

Mayoral and deputy mayoral elections use a preferential system similar to that used for Tasmanian Legislative Council and Federal House of Representatives elections.

Report on the 2002 Hobart City Council Election

Elections were held for the positions of Mayor and Deputy Mayor for 2 year terms and 6 Councillors (Aldermen) for 4 year terms.

35 919 Hobart City electors were enrolled for the 2002 elections, comprising 34 211 (95.24%) from the State House of Assembly roll and 1708 (4.76%) from the General Manager's roll.

51.59% of Hobart City electors returned their ballot papers in comparison with 57.48% statewide.

Candidates at the 2002 elections

| Lord Mayor | | Councillors (Aldermen) | |
|--------------------------|--------------|-------------------------------|-----------------|
| FREEMAN, John | Sandy Bay | ★ ARCHER, Lyn* | Sandy Bay |
| ★ VALENTINE, Rob* | New Town | BARNES, Margaret | Lower Sandy Bay |
| | | ★ BRISCOE, Jeff* | West Hobart |
| | | BURNET, Helen | North Hobart |
| | | CAMERON-TUCKER, Rodney | Sandy Bay |
| | | CHANDLER, Debra | Lenah Valley |
| Deputy Lord Mayor | | ★ CHRISTIE, Ron | Sandy Bay |
| ARCHER, Lyn | Sandy Bay | DONNELLY, Peter | Sandy Bay |
| CHRISTIE, Ron | Sandy Bay | HALL, Rebecca | South Hobart |
| HAIGH, Darlene | Lenah Valley | HARVEY, Bill | Sandy Bay |
| ★ RUZICKA, Eva | Fern Tree | ★ HAYES, Eric* | Sandy Bay |
| | | ★ HINES, Mat | South Hobart |
| | | JAMES, Barry | Sandy Bay |
| | | MOORE, Sharon | Fern Tree |
| | | REARDON, Dale | Battery Point |
| | | ★ RUZICKA, Eva* | Fern Tree |

★ denotes elected candidate

* denotes seeking re-election

Hobart City Councillors following the 2002 elections

| Lord Mayor | 12 Councillors (Aldermen) | |
|--------------------------|----------------------------------|-----------------------|
| <i>term ends 2002</i> | <i>term ends 2006</i> | <i>term ends 2004</i> |
| VALENTINE Rob | RUZICKA Eva | VALENTINE Rob |
| Deputy Lord Mayor | ARCHER Lyn | FREEMAN John |
| <i>term ends 2002</i> | HAYES Eric | ZUCCO Marti |
| RUZICKA Eva | BRISCOE Jeff | HAIGH Darlene |
| | CHRISTIE Ron | SEXTON Peter Thomas |
| | HINES Mat | JONES Patsy |

Hobart City Council

Polling closed at 10am 29th October 2002

Number to be elected: 6

Returning Officer: Mr Graham Hyde

Electors enrolled: 35919

Declarations returned: 18529

Response: 51.59%

| | | Candidates | | | | | | | | | | |
|----------------|-------------------|------------|---------|---------|---------|----------------|----------|----------|----------|---------|---------|---------|
| | | Archer | Barnes | Briscoe | Burnet | Cameron-Tucker | Chandler | Christie | Donnelly | Hall | Harvey | Hayes |
| Count 1 | Total | 2874.00 | 489.00 | 1442.00 | 947.00 | 363.00 | 403.00 | 1477.00 | 957.00 | 530.00 | 518.00 | 1498.00 |
| Count 2 | Votes Transferred | | 63.26 | 128.42 | 73.07 | 32.44 | 131.15 | 91.61 | 48.53 | 61.07 | 37.08 | 88.61 |
| Count 3 | Progress totals | 2874.00 | 552.26 | 1570.42 | 1020.07 | 395.44 | 534.15 | 1568.61 | 1005.53 | 591.07 | 555.08 | 1586.61 |
| | Votes Transferred | -332.00 | 13.63 | 67.80 | 8.31 | 14.32 | 10.05 | 59.26 | 19.98 | 11.32 | 8.31 | 82.24 |
| Count 4 | Progress totals | 2542.00 | 565.89 | 1638.22 | 1028.38 | 409.76 | 544.20 | 1627.87 | 1025.51 | 602.39 | 563.39 | 1668.85 |
| | Votes Transferred | | 33.00 | 32.00 | 24.00 | 29.00 | 16.00 | 39.00 | 33.00 | 35.00 | 17.00 | 50.00 |
| Count 5 to 7 | Progress totals | 2542.00 | 602.37 | 1674.21 | 1053.47 | 440.31 | 563.42 | 1670.89 | 1061.56 | 640.18 | 581.94 | 1723.93 |
| | Votes Transferred | | 18.00 | 56.00 | 22.00 | -392.00 | 25.00 | 58.00 | 52.00 | 24.00 | 20.00 | 60.00 |
| Count 8 to 10 | Progress totals | 2542.00 | 620.98 | 1739.48 | 1077.56 | 0.00 | 593.93 | 1735.35 | 1119.89 | 665.61 | 604.35 | 1789.80 |
| | Votes Transferred | | 17.00 | 15.00 | 123.00 | | 19.00 | 10.00 | 6.00 | 34.00 | 86.00 | 15.00 |
| Count 11 to 13 | Progress totals | 2542.00 | 646.73 | 1759.14 | 1212.60 | | 615.95 | 1747.71 | 1127.21 | 708.24 | 697.46 | 1806.73 |
| | Votes Transferred | | 78.00 | 42.00 | 66.00 | | -463.00 | 36.00 | 27.00 | 73.00 | 38.00 | 34.00 |
| Count 14 to 16 | Progress totals | 2542.00 | 744.33 | 1820.15 | 1299.92 | | 0.00 | 1796.45 | 1171.67 | 800.15 | 742.88 | 1855.11 |
| | Votes Transferred | | 34.00 | 92.00 | 27.00 | | | 87.00 | 78.00 | 47.00 | 22.00 | 184.00 |
| Count 17 to 19 | Progress totals | 2542.00 | 785.35 | 1919.15 | 1328.58 | | | 1896.90 | 1258.13 | 852.39 | 767.35 | 2052.02 |
| | Votes Transferred | | 45.00 | 61.00 | 227.00 | | | 23.00 | 24.00 | 49.00 | -701.00 | 44.00 |
| Count 20 to 22 | Progress totals | 2542.00 | 837.22 | 1988.68 | 1568.69 | | | 1924.94 | 1287.14 | 907.37 | 0.00 | 2101.33 |
| | Votes Transferred | | -714.00 | 105.00 | 170.00 | | | 81.00 | 89.00 | 115.00 | | 79.00 |
| Count 23 to 25 | Progress totals | 2542.00 | 0.00 | 2110.96 | 1764.28 | | | 2017.24 | 1389.08 | 1049.47 | | 2193.75 |
| | Votes Transferred | | | 126.00 | 280.00 | | | 94.00 | 111.00 | -907.00 | | 108.00 |
| Count 26 to 28 | Progress totals | 2542.00 | | 2253.04 | 2098.41 | | | 2124.28 | 1515.58 | 0.00 | | 2319.43 |
| | Votes Transferred | | | 360.00 | 148.00 | | | 273.00 | -1377.00 | | | 426.00 |
| Count 29 | Progress totals | 2542.00 | | 2613.04 | 2246.41 | | | 2397.28 | 138.58 | | | 2745.43 |
| | Votes Transferred | | | | 26.44 | | | 38.17 | -106.85 | | | |
| Count 30 to 31 | Progress totals | 2542.00 | | 2613.04 | 2277.12 | | | 2450.58 | 0.00 | | | 2745.43 |
| | Votes Transferred | | | | 30.08 | | | 101.23 | | | | -203.43 |
| Count 32 | Progress totals | 2542.00 | | 2613.04 | 2307.20 | | | 2551.81 | | | | 2542.00 |
| | Votes Transferred | | | -71.04 | 26.44 | | | | | | | |
| Count 33 | Progress totals | 2542.00 | | 2542.00 | 2333.64 | | | 2551.81 | | | | 2542.00 |

Declarations rejected: 217
 Declarations admitted: 18312
 Rejection rate: 1.17%

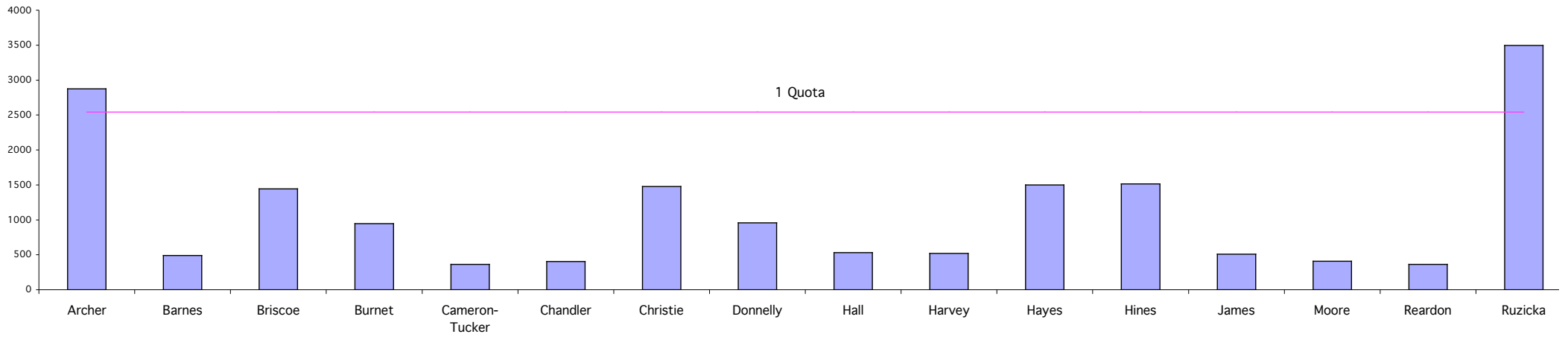
Ballot paper adjustment: 5
 Total ballot papers: 18307

Formal Votes: 17788
 Informal ballot papers: 519
 Informality rate: 2.83%

Quota= 2542

| Candidates | | | | | Exhausted | Loss (Gain) by fraction | Total Votes | Remarks |
|------------|---------|---------|---------|---------|-----------|----------------------------|-------------|---|
| Hines | James | Moore | Reardon | Ruzicka | | | | |
| 1513.00 | 510.00 | 409.00 | 363.00 | 3495.00 | 0.00 | 0.00 | 17788 | Ruzicka elected 1, Archer elected 2 |
| 83.43 | 35.72 | 50.99 | 27.54 | -953.00 | 0.00 | 0.08 | | Ruzicka's surplus distributed |
| 1596.43 | 545.72 | 459.99 | 390.54 | 2542.00 | 0.00 | 0.08 | 17788 | |
| 7.04 | 13.51 | 7.73 | 8.43 | | 0.00 | 0.07 | | Archer's surplus distributed |
| 1603.47 | 559.23 | 467.72 | 398.97 | 2542.00 | 0.00 | 0.15 | 17788 | Reardon excluded |
| 19.00 | 25.00 | 11.00 | -363.00 | | 0.00 | 0.00 | | Reardon's votes distributed |
| 1623.90 | 587.25 | 480.31 | 0.00 | 2542.00 | 0.00 | 0.26 | 17788 | Reardon fully excluded, Cameron-Tucker excluded |
| 13.00 | 29.00 | 15.00 | | | 0.00 | 0.00 | | Cameron-Tucker's votes distributed |
| 1640.46 | 619.65 | 496.58 | | 2542.00 | 0.00 | 0.36 | 17788 | Cameron-Tucker fully excluded, Moore excluded |
| 105.00 | 5.00 | -435.00 | | | 0.00 | 0.00 | | Moore's votes distributed |
| 1756.00 | 625.80 | 0.00 | | 2542.00 | 0.00 | 0.43 | 17788 | Moore fully excluded, Chandler excluded |
| 36.00 | 33.00 | | | | 0.00 | 0.00 | | Chandler's votes distributed |
| 1807.14 | 665.68 | | | 2542.00 | 0.00 | 0.52 | 17788 | Chandler fully excluded, James excluded |
| 30.00 | -602.00 | | | | 1.00 | 0.00 | | James' votes distributed |
| 1842.30 | 0.00 | | | 2542.00 | 1.27 | 0.56 | 17788 | James fully excluded, Harvey excluded |
| 226.00 | | | | | 2.00 | 0.00 | | Harvey's votes distributed |
| 2083.85 | | | | 2542.00 | 4.19 | 0.59 | 17788 | Harvey fully excluded, Barnes excluded |
| 72.00 | | | | | 3.00 | 0.00 | | Barnes' votes distributed |
| 2170.51 | | | | 2542.00 | 8.11 | 0.60 | 17788 | Barnes fully excluded, Hall excluded |
| 168.00 | | | | | 20.00 | 0.00 | | Hall's votes distributed |
| 2358.38 | | | | 2542.00 | 34.28 | 0.60 | 1788 | Hall fully excluded, Donnelly excluded |
| 120.00 | | | | | 50.00 | 0.00 | | Donnelly's votes distributed |
| 2478.38 | | | | 2542.00 | 84.28 | 0.60 | 1788 | Hayes elected 3, Briscoe elected 4 , Donnelly partially excluded |
| 18.81 | | | | | 23.45 | -0.02 | | Donnelly's votes distributed |
| 2500.54 | | | | 2542.00 | 116.74 | 0.55 | 17788 | Donnelly fully excluded |
| 23.87 | | | | | 48.23 | 0.02 | | Haye's surplus distributed |
| 2524.41 | | | | 2542.00 | 164.97 | 0.57 | 17788 | Christie elected 5 |
| 18.54 | | | | | 26.04 | 0.02 | | Briscoe's surplus distributed |
| 2542.95 | | | | 2542.00 | 191.01 | 0.59 | 17788 | Hines elected 6 |

Hobart City Councillor 2002 First Preferences



Hobart City Council

Polling closed at 10am 29th October 2002

Returning Officer: Mr Graham Hyde

Declarations admitted: 18312

Ballot paper adjustment: 0

Total ballot papers: 18312

Formal votes: 18120

Informal ballot papers: 192

Informality rate: 1.05%

Lord Mayor

| | | Candidates | | Exhausted Votes | Total Votes | Absolute Majority | Remarks |
|---------|-------|------------|-----------|--------------------|----------------|----------------------|--------------------------|
| | | Freeman | Valentine | | | | |
| Count 1 | Total | 4768 | 13352 | 0 | 18120 | 9157 | Valentine elected |

Hobart City Council

Polling closed at 10am 29th October 2002

Returning Officer: Mr Graham Hyde

Declarations admitted: 18312

Ballot paper adjustment: 5

Total ballot papers: 18307

Formal votes: 17862

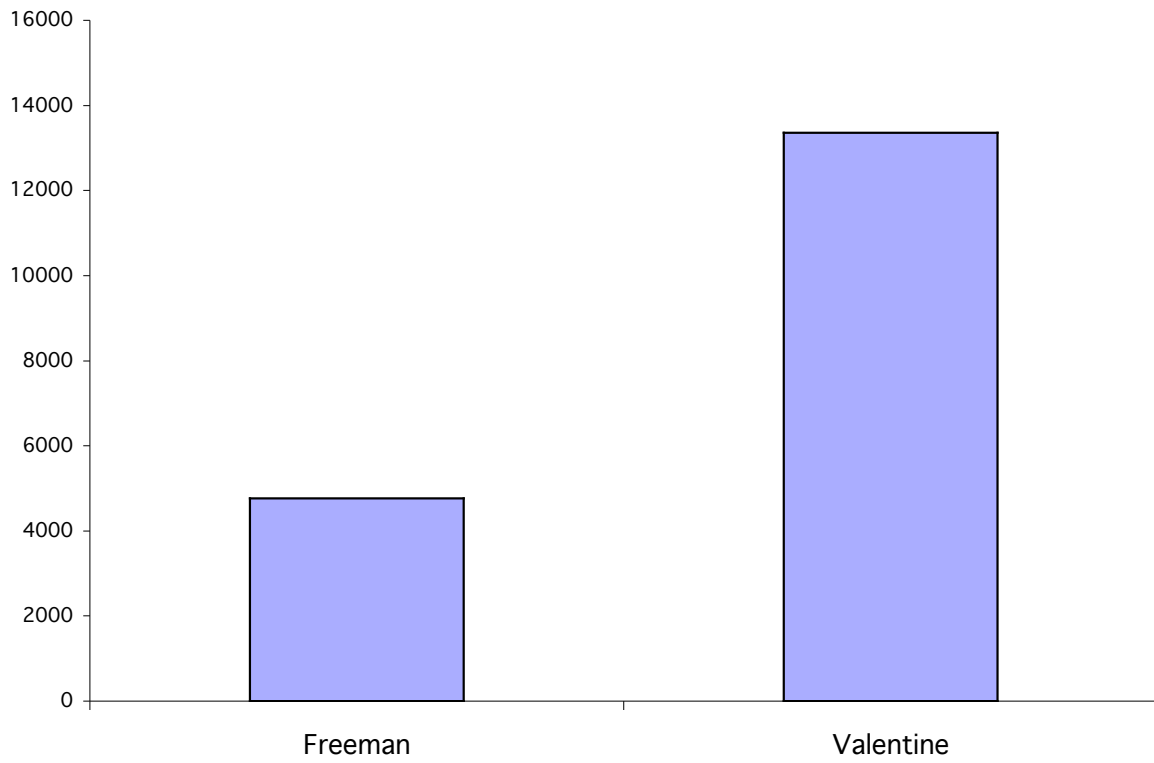
Informal ballot papers: 445

Informality rate: 2.43%

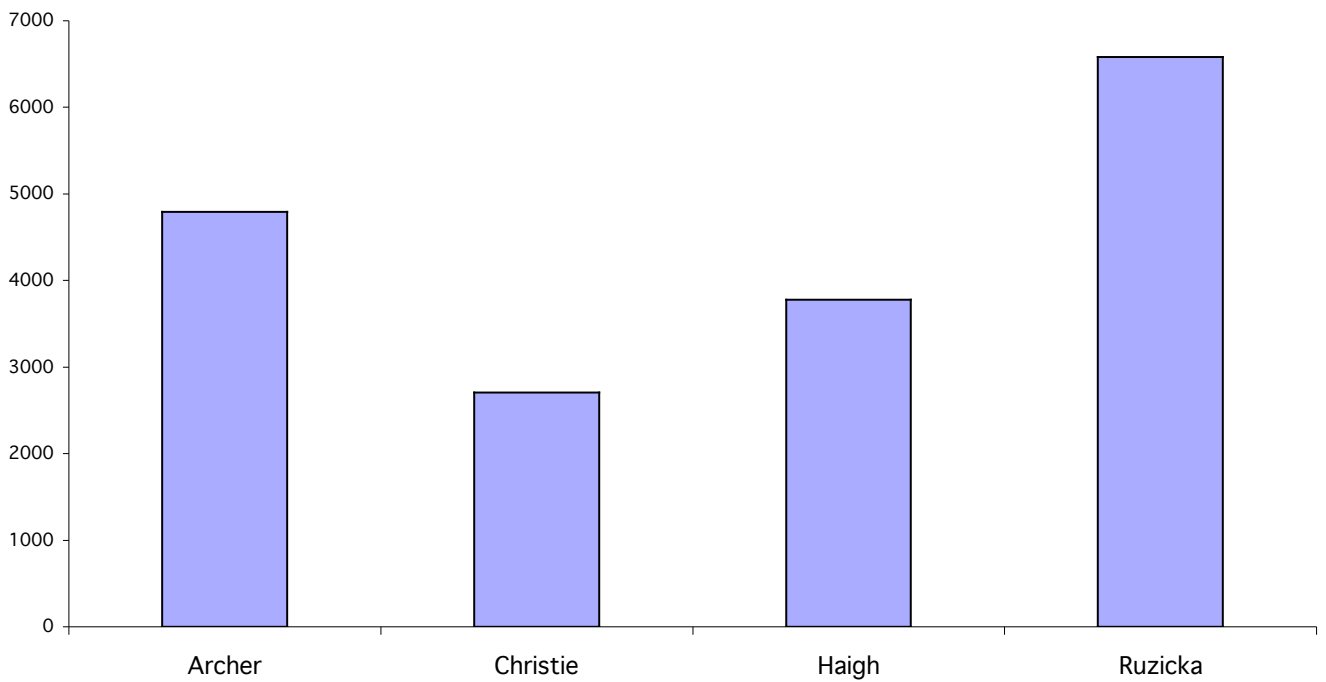
Deputy Lord Mayor

| | | Candidates | | | | Exhausted Votes | Total Votes | Absolute Majority | Remarks |
|---------|-------------------|------------|----------|-------|---------|--------------------|----------------|----------------------|------------------------|
| | | Archer | Christie | Haigh | Ruzicka | | | | |
| Count 1 | Total | 4795 | 2706 | 3778 | 6583 | 0 | 17862 | 8932 | |
| Count 2 | Votes transferred | 941 | -2706 | 528 | 843 | 394 | | | Christie excluded |
| | Progress totals | 5736 | 0 | 4306 | 7426 | 394 | 17862 | 8735 | |
| Count 3 | Votes transferred | 1996 | | -4306 | 1745 | 565 | | | |
| | Progress totals | 7732 | | 0 | 9171 | 959 | 17862 | 8452 | Ruzicka elected |

Hobart City Council Mayor 2002 First Preferences



Hobart City Deputy Lord Mayor 2002 First Preferences





Huon Valley Council

2002 election report

Table of contents

- Local Government Elections in Tasmania
- Report on the 2002 Huon Valley Council Election
- List of Councillors following the 2002 elections
- Councillor results
- Mayor and Deputy Mayor results
- By-election result
- Recount results

Local Government Elections in Tasmania

Every second (even) year elections are held in all 29 councils for the positions of mayor and deputy mayor and half the councillor positions. Where required, by-elections are held concurrently for vacancies that have occurred since the last elections.

The Tasmanian Electoral Office (TEO) supervises the conduct of elections in accordance with the *Local Government Act 1993*. Elections by postal ballot have been held in 1994, 1996, 1999 (deferred from 1998), 2000 and 2002, with the next elections due in October 2004.

Since 2000 mayors and deputy mayors are elected directly by the electors in each municipal area.

Candidate information booklets and complete election results for the state are available from the TEO and are posted on the TEO website www.electoral.tas.gov.au.

2002 Election timetable

| | |
|--|------------------------------------|
| Notice of election published | Saturday 14 September |
| Electoral rolls closed | 6 pm Thursday 19 September |
| Nomination period | 23 September— 12 noon on 2 October |
| Nominations closed | 12 noon Wednesday 2 October |
| Nominations announced & draw for ballot paper positions | 12 noon Thursday 3 October |
| Ballot material delivered to electors | 15–18 October |
| Polling period | 15–29 October |
| Close of poll | 10 am Tuesday 29 October |

Casual vacancies

Casual vacancies are filled by recount where possible, unless the vacancy occurs within 6 months of a forthcoming election. Only unelected candidates from the relevant election may contest a recount. A candidate elected at a recount serves until the next council election. If a recount is not possible, a by-election is held—with the candidate elected to serve for the remainder of the term of office of the original councillor.

Elector polls

A council may hold an elector poll on any issue it determines. It may also be required to hold an elector poll following petitions from electors in accordance with Part 6 of the Act. A council is not bound by the result of an elector poll.

Electoral system

Voting in Tasmanian local government elections is not compulsory.

Elections for councillor positions are conducted using a system modelled on the Hare-Clark method of proportional representation used in Tasmanian House of Assembly elections.

Mayoral and deputy mayoral elections use a preferential system similar to that used for Tasmanian Legislative Council and Federal House of Representatives elections.

Report on the 2002 Huon Valley Council Election

Elections were held for the positions of Mayor and Deputy Mayor for 2 year terms, 4 Councillors for 4 year terms, and one by-election for a Councillor for a 2 year term. 9 833 Huon Valley electors were enrolled for the 2002 elections, comprising 9 244 (94.01%) from the State House of Assembly roll and 589 (5.99%) from the General Manager's roll. 68.89% of Huon Valley electors returned their ballot papers in comparison with 57.48% statewide.

By-Election

A by-election was held between the 2000 and 2002 elections following the death of Mayor, Councillor Greg Norris on 30 May 2001. The ballot closed at 10 am Tuesday 24 July 2001. Two candidates contested the mayoral by-election and eleven candidates contested the councillor by-election. Full details are provided on the back page.

Recount

One recount was held between the 2000 and 2002 elections. Councillor Mary O'Doherty resigned from the Huon Valley Council on 12 March 2002. Six unelected candidates from the 2000 Huon Valley election consented to contest the recount. The recount took place at noon Wednesday 27 March 2002. Full details are provided on the back page.

Candidates at the 2002 elections

| Mayor | | Councillors | |
|----------------------|-----------|----------------------|-------------------|
| ★ ARMSTRONG, Robert* | Cygnets | ★ ARMSTRONG, Robert* | Cygnets |
| HARVEY-LATHAM, Rod | Huonville | ARMSTRONG, Sandie | Glen Huon |
| | | ★ DOYLE, Gary | Dover |
| | | DRIESEN, Peter | Huonville |
| | | ELLIS, Miles | Middleton |
| | | FROST, Colleen | Verona Sands |
| | | HARVEY-LATHAM, Rod* | Huonville |
| | | ★ HERON, Bruce* | Grove |
| | | HIGGINS, Michael | Lucaston |
| | | MERDIVENCI, Nyal | Geeveston |
| | | ★ PAUL, Ian | Judbury |
| | | POWELL, Bert | Cygnets |
| | | SEABOURNE, Suzette | Dover |
| | | ★ SMITH, Liz | Cygnets |
| | | THOMSON, Gregory | Castle Forbes Bay |
| | | VELNAAR, Gerard | Glaziers Bay |
| | | WOOLLEY, Mathew | Huonville |

★ denotes elected candidate
* denotes seeking re-election

Huon Valley Councillors following the 2002 elections

Mayor

term ends 2004

ARMSTRONG Robert

Deputy Mayor

term ends 2004

DILLON Laurie

9 Councillors

term ends 2006

ARMSTRONG Robert

SMITH Liz

DOYLE Gary

PAUL Ian

term ends 2004

WILSON Mike

McKIBBEN Scott

DILLON Laurie

COAD Peter

HERON Bruce

Huon Valley Council

Polling closed at 10am 29th October 2002

Number to be elected: 5

Returning Officer: Mrs Sally Ridgeway

Electors enrolled: 9833

Declarations returned: 6774

Response: 68.89%

| | | Candidates | | | | | | | | | | |
|----------------|-------------------|-------------|-------------|---------|----------|--------|---------|---------------|---------|---------|------------|---------|
| | | Armstrong R | Armstrong S | Doyle | Driessen | Ellis | Frost | Harvey-Latham | Heron | Higgins | Merdivenci | Paul |
| Count 1 | Total | 2269.00 | 115.00 | 363.00 | 175.00 | 56.00 | 292.00 | 508.00 | 347.00 | 110.00 | 303.00 | 527.00 |
| Count 2 | Votes Transferred | -1168.00 | 21.62 | 211.56 | 85.96 | 4.11 | 183.25 | 101.92 | 203.84 | 4.63 | 69.49 | 118.91 |
| | Progress totals | 1101.00 | 136.62 | 574.56 | 260.96 | 60.11 | 475.25 | 609.92 | 550.84 | 114.63 | 372.49 | 645.91 |
| Count 3 to 4 | Votes Transferred | | 3.00 | 4.02 | 3.00 | -60.11 | 1.00 | 0.51 | 2.51 | 14.54 | 2.00 | 2.00 |
| | Progress totals | 1101.00 | 139.62 | 578.58 | 263.96 | 0.00 | 476.25 | 610.43 | 553.35 | 129.17 | 374.49 | 647.91 |
| Count 5 to 6 | Votes Transferred | | 2.00 | 0.00 | 0.00 | | 4.00 | 3.51 | 1.02 | 2.00 | 2.51 | 3.00 |
| | Progress totals | 1101.00 | 141.62 | 578.58 | 263.96 | | 480.25 | 613.94 | 554.37 | 131.17 | 377.00 | 650.91 |
| Count 7 to 8 | Votes Transferred | | 8.00 | 2.00 | 4.51 | | 1.54 | 9.02 | 5.02 | 9.02 | 5.02 | 8.02 |
| | Progress totals | 1101.00 | 149.62 | 580.58 | 268.47 | | 481.79 | 622.96 | 559.39 | 140.19 | 382.02 | 658.93 |
| Count 9 | Votes Transferred | | 1.00 | 3.00 | 2.00 | | 1.00 | 3.00 | 2.00 | -133.00 | 4.00 | 5.00 |
| | Progress totals | 1101.00 | 150.62 | 583.58 | 270.47 | | 482.79 | 625.96 | 561.39 | 7.19 | 386.02 | 663.93 |
| Count 10 | Votes Transferred | | 0.51 | 2.05 | 1.02 | | 0.00 | 0.00 | 0.00 | -7.19 | 1.02 | 0.00 |
| | Progress totals | 1101.00 | 151.13 | 585.63 | 271.49 | | 482.79 | 625.96 | 561.39 | 0.00 | 387.04 | 663.93 |
| Count 11 | Votes Transferred | | 0.07 | 0.00 | 0.03 | | 0.03 | 0.18 | 0.03 | | 0.18 | 0.00 |
| | Progress totals | 1101.00 | 151.20 | 585.63 | 271.52 | | 482.82 | 626.14 | 561.42 | | 387.22 | 663.93 |
| Count 12 to 14 | Votes Transferred | | -151.20 | 19.57 | 8.08 | | 16.51 | 19.54 | 14.57 | | 14.57 | 26.57 |
| | Progress totals | 1101.00 | 0.00 | 605.20 | 279.60 | | 499.33 | 645.68 | 575.99 | | 401.79 | 690.50 |
| Count 15 to 17 | Votes Transferred | | | 12.20 | 13.57 | | 62.73 | 14.08 | 15.26 | | 8.11 | 15.75 |
| | Progress totals | 1101.00 | | 617.40 | 293.17 | | 562.06 | 659.76 | 591.25 | | 409.90 | 706.25 |
| Count 18 to 20 | Votes Transferred | | | 10.16 | 19.09 | | 16.86 | 72.44 | 11.69 | | 20.75 | 20.22 |
| | Progress totals | 1101.00 | | 627.56 | 312.26 | | 578.92 | 732.20 | 602.94 | | 430.65 | 726.47 |
| Count 21 to 23 | Votes Transferred | | | 49.96 | -312.26 | | 21.75 | 31.20 | 92.28 | | 21.20 | 68.10 |
| | Progress totals | 1101.00 | | 677.52 | 0.00 | | 600.67 | 763.40 | 695.22 | | 451.85 | 794.57 |
| Count 24 to 26 | Votes Transferred | | | 144.62 | | | 50.06 | 25.60 | 47.86 | | 43.44 | 43.86 |
| | Progress totals | 1101.00 | | 822.14 | | | 650.73 | 789.00 | 743.08 | | 495.29 | 838.43 |
| Count 27 to 29 | Votes Transferred | | | 192.10 | | | 39.48 | 52.69 | 87.23 | | -495.29 | 94.01 |
| | Progress totals | 1101.00 | | 1014.24 | | | 690.21 | 841.69 | 830.31 | | 0.00 | 932.44 |
| Count 30 | Votes Transferred | | | 108.00 | | | -439.00 | 82.00 | 120.00 | | | 96.00 |
| | Progress totals | 1101.00 | | 1122.24 | | | 251.21 | 923.69 | 950.31 | | | 1028.44 |
| Count 31 | Votes Transferred | | | | | | -250.65 | 28.82 | 117.36 | | | 79.78 |
| | Progress totals | 1101.00 | | 1122.24 | | | 0.56 | 952.51 | 1067.67 | | | 1108.22 |
| Count 32 | Votes Transferred | | | | | | -0.56 | 0.18 | 0.32 | | | |
| | Progress totals | 1101.00 | | 1122.24 | | | 0.00 | 952.69 | 1067.99 | | | 1108.22 |
| Count 33 | Votes Transferred | | | -21.24 | | | | 5.11 | 12.58 | | | |
| Count 34 | Progress totals | 1101.00 | | 1101.00 | | | | 957.80 | 1080.57 | | | 1108.22 |

Declarations rejected: 70
 Declarations admitted: 6704
 Rejection rate: 1.03%

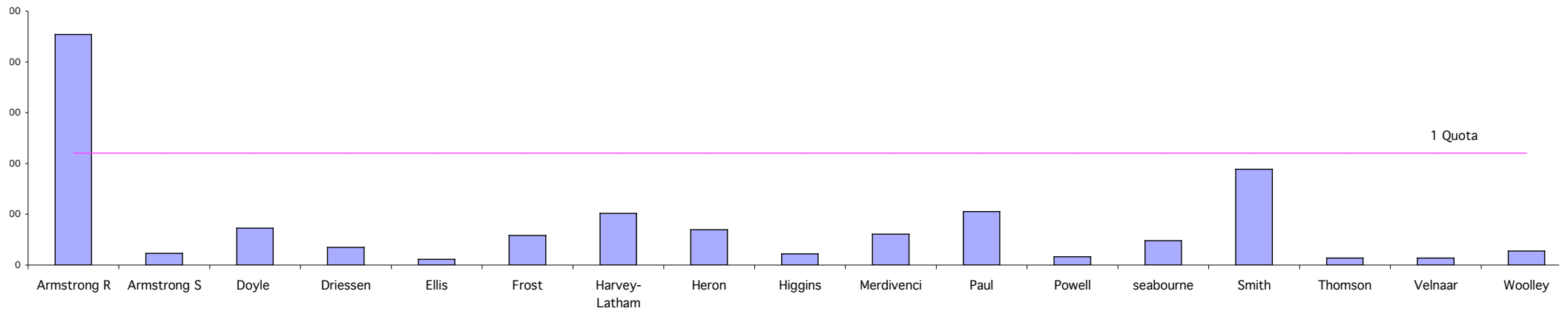
Ballot paper adjustment: 9
 Total ballot papers: 6695

Formal Votes: 6605
 Informal ballot papers: 90
 Informality rate: 1.34%

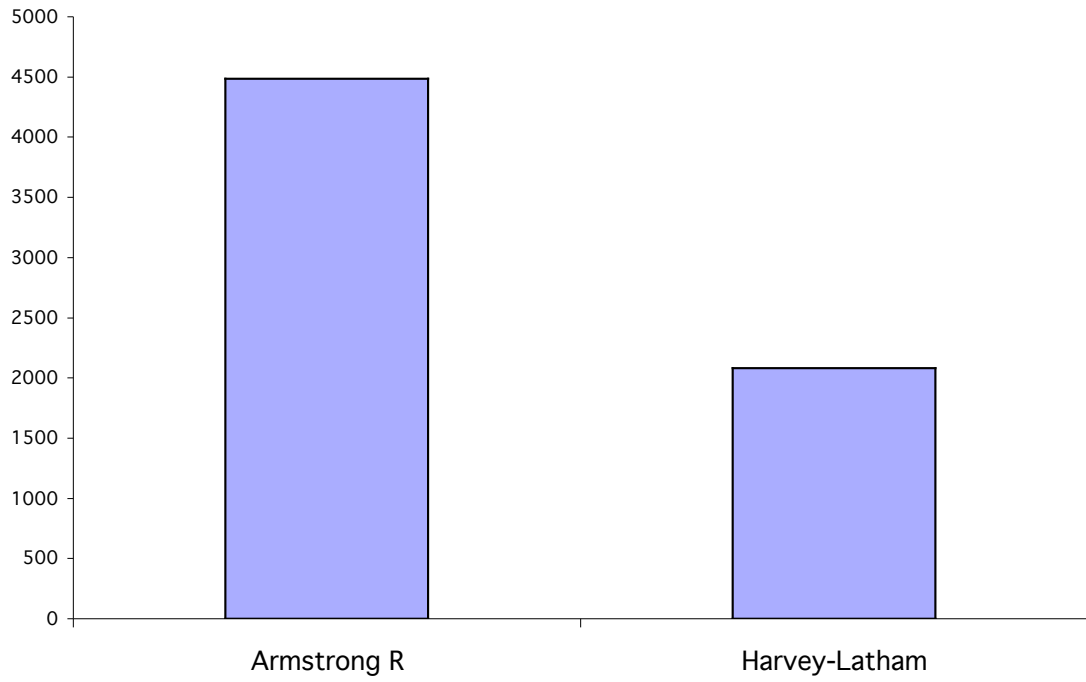
Quota= 1101

| Candidates | | | | | | Exhausted | Loss (Gain) by fraction | Total Votes | Remarks |
|------------|-----------|---------|---------|---------|---------|-----------|----------------------------|-------------|--|
| Powell | Seabourne | Smith | Thomson | Velnaar | Woolley | | | | |
| 83.00 | 240.00 | 944.00 | 68.00 | 68.00 | 137.00 | 0.00 | 0.00 | 6605 | ARMSTRONG elected 1 |
| 63.31 | 60.22 | 15.44 | 7.20 | 5.66 | 10.81 | 0.00 | 0.07 | | ARMSTRONG's surplus distributed |
| 146.31 | 300.22 | 959.44 | 75.20 | 73.66 | 147.81 | 0.00 | 0.07 | 6605 | ELLIS excluded |
| 1.00 | 2.00 | 9.00 | 1.51 | 3.00 | 11.00 | 0.00 | 0.02 | | ELLIS's votes distributed |
| 147.31 | 302.22 | 968.44 | 76.71 | 76.66 | 158.81 | 0.00 | 0.09 | 6605 | ELLIS fully excluded, VELNAAR excluded |
| 1.51 | 0.00 | 41.08 | 1.00 | -76.66 | 15.00 | 0.00 | 0.03 | | VELNAAR's votes distributed |
| 148.82 | 302.22 | 1009.52 | 77.71 | 0.00 | 173.81 | 0.00 | 0.12 | 6605 | VELNAAR fully excluded, THOMSON, G. excluded |
| 4.00 | 3.00 | 10.51 | -77.71 | | 8.00 | 0.00 | 0.05 | | THOMSON, G.'s votes distributed |
| 152.82 | 305.22 | 1020.03 | 0.00 | | 181.81 | 0.00 | 0.17 | 6605 | THOMSON, G. fully excluded, HIGGINS excluded |
| 3.00 | 1.00 | 84.00 | | | 24.00 | 0.00 | 0.00 | | HIGGINS's votes distributed |
| 155.82 | 306.22 | 1104.03 | | | 205.81 | 0.00 | 0.17 | 6605 | SMITH elected 2, HIGGINS partially excluded |
| 0.51 | 0.51 | | | | 1.54 | 0.00 | 0.03 | | HIGGINS's votes distributed |
| 156.33 | 306.73 | 1104.03 | | | 207.35 | 0.00 | 0.20 | 6605 | HIGGINS fully excluded |
| 0.07 | 0.00 | -3.03 | | | 2.41 | 0.00 | 0.03 | | SMITH's surplus distributed |
| 156.40 | 306.73 | 1101.00 | | | 209.76 | 0.00 | 0.23 | 6605 | ARMSTRONG, S. excluded |
| 4.54 | 6.60 | | | | 20.57 | 0.03 | 0.05 | | ARMSTRONG, S.'s votes distributed |
| 160.94 | 313.33 | 1101.00 | | | 230.33 | 0.03 | 0.28 | 6605 | ARMSTRONG, S. fully excluded, POWELL excluded |
| -160.94 | 9.11 | | | | 10.09 | 0.00 | 0.04 | | POWELL's votes distributed |
| 0.00 | 322.44 | 1101.00 | | | 240.42 | 0.03 | 0.32 | 6605 | POWELL fully excluded, WOOLLEY excluded |
| | 14.78 | | | | -240.42 | 54.36 | 0.07 | | WOOLLEY's votes distributed |
| | 337.22 | 1101.00 | | | 0.00 | 54.39 | 0.39 | 6605 | WOOLLEY fully excluded, DRIESSEN excluded |
| | 23.78 | | | | | 4.00 | -0.01 | | DRIESSEN's votes distributed |
| | 361.00 | 1101.00 | | | | 58.39 | 0.38 | 6605 | DRIESSEN fully excluded, SEABOURNE excluded |
| | -361.00 | | | | | 5.54 | 0.02 | | SEABOURNE's votes distributed |
| | 0.00 | 1101.00 | | | | 63.93 | 0.40 | 6605 | SEABOURNE fully excluded, MERDIVENCI excluded |
| | | | | | | 29.81 | -0.03 | | MERDIVENCI's votes distributed |
| | | 1101.00 | | | | 93.74 | 0.37 | 6605 | MERDIVENCI fully excluded, FROST excluded |
| | | | | | | 33.00 | 0.00 | | FROST's votes distributed |
| | | 1101.00 | | | | 126.74 | 0.37 | 6605 | DOYLE elected 3, FROST partially excluded |
| | | | | | | 24.70 | -0.01 | | FROST's votes distributed |
| | | 1101.00 | | | | 151.44 | 0.36 | 6605 | PAUL elected 4, FROST partially excluded |
| | | | | | | 0.07 | -0.01 | | FROST's votes distributed |
| | | 1101.00 | | | | 151.51 | 0.35 | 6605 | FROST fully excluded |
| | | | | | | 3.53 | 0.02 | | DOYLE's surplus distributed |
| | | 1101.00 | | | | 155.04 | 0.37 | 6605 | HERON elected 5 |

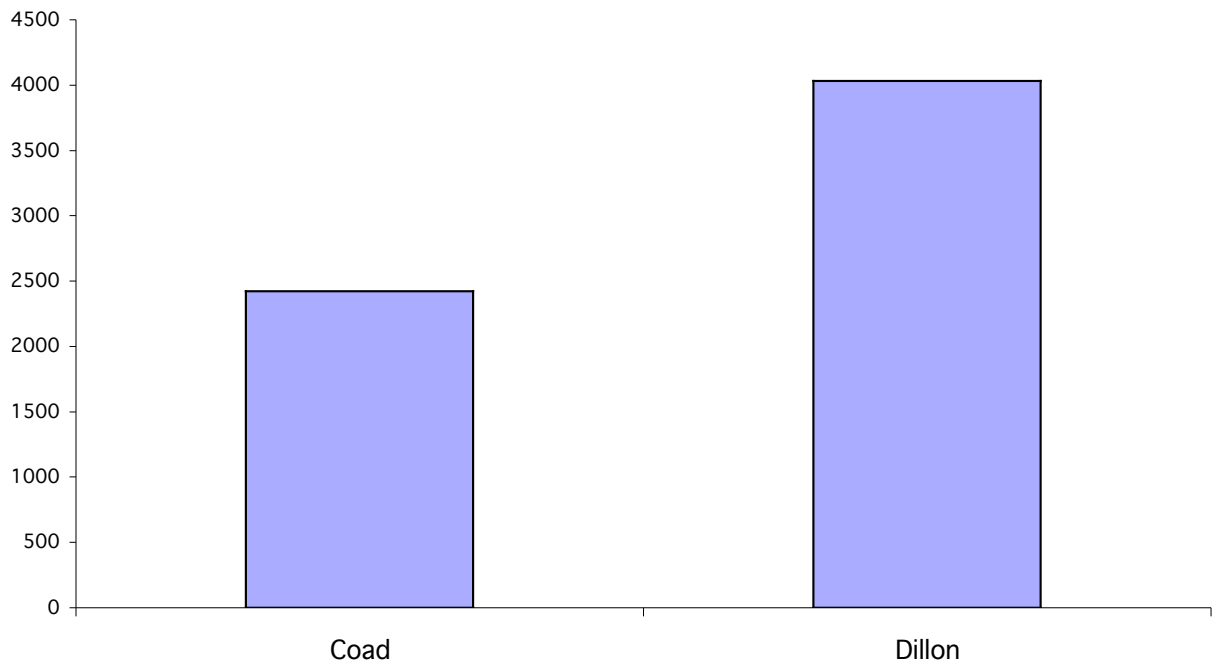
Huon Valley Councillor 2002 First Preferences



Huon Valley Mayor 2002 First Preferences



Huon Valley Deputy Mayor 2002 First Preferences



Huon Valley Council

Polling closed at 10am 29th October 2002

Returning Officer: Mrs Sally Ridgeway

Declarations admitted: 6704

Ballot paper adjustment: 9

Total ballot papers: 6695

Formal votes: 6568

Informal ballot papers: 127

Informality rate: 1.90%

Mayor

| | | Candidates | | Exhausted Votes | Total Votes | Absolute Majority | Remarks |
|---------|-------|-------------|---------------|--------------------|----------------|----------------------|--------------------------|
| | | Armstrong R | Harvey-Latham | | | | |
| Count 1 | Total | 4487 | 2081 | 0 | 6568 | 3285 | Armstrong elected |

Huon Valley Council

Polling closed at 10am 29th October 2002

Returning Officer: Mrs Sally Ridgeway

Declarations admitted: 6704

Ballot paper adjustment: 10

Total ballot papers: 6694

Formal votes: 6454

Informal ballot papers: 240

Informality rate: 3.59%

Deputy Mayor

| | | Candidates | | Exhausted Votes | Total Votes | Absolute Majority | Remarks |
|---------|-------|------------|--------|--------------------|----------------|----------------------|-----------------------|
| | | Coad | Dillon | | | | |
| Count 1 | Total | 2421 | 4033 | 0 | 6454 | 3228 | Dillon elected |

Huon Valley Council - By-election for Councillor

By-election due to the death of Councillor Greg Norris
24 July 2001

Polling closed at 10am Tuesday 24 July 2001

Electors enrolled: 9478

Declarations Rejected: 35

Adjustment: 3

Formal votes: 5895

Number to be elected: 1

Declarations Returned: 6027

Declarations Admitted: 5992

Total Ballot Papers: 5989

Informal ballot papers: 94

Returning Officer: Mr Bob Batchelor

Response rate: 63.5%

Rejection rate: 0.58%

Informality rate: 1.59%

| | | CANDIDATES | | | | | | | | | | | Exhausted Votes | Total Votes | Absolute Majority | Remarks |
|----------|-------------------|------------|--------|-------|-------|--------|-------|--------|--------|--------|--------|-------|--------------------|-------------|----------------------|-----------------------|
| | | DOYLE | FRASER | GLASS | PITT | POWELL | SMITH | STORAN | TURNER | WALKER | WILSON | YOUNG | | | | |
| Count1 | Primary Votes | 538 | 144 | 611 | 741 | 108 | 251 | 444 | 163 | 189 | 1523 | 1203 | | 5915 | 2958 | Primaries |
| Count2 | Votes transferred | 3 | 1 | 2 | 7 | -108 | 12 | 31 | 3 | 6 | 13 | 12 | 18 | | | Powell excluded |
| | Progress total | 541 | 145 | 613 | 748 | 0 | 263 | 475 | 166 | 195 | 1536 | 1215 | 18 | 5915 | 2949 | |
| Count 3 | Votes transferred | 7 | -145 | 10 | 5 | | 52 | 2 | 7 | 8 | 11 | 32 | 11 | | | Fraser excluded |
| | Progress total | 548 | 0 | 623 | 753 | | 315 | 477 | 173 | 203 | 1547 | 1247 | 29 | 5915 | 2944 | |
| Count 4 | Votes transferred | 17 | | 4 | 9 | | 31 | 28 | -173 | 16 | 20 | 28 | 20 | | | Turner excluded |
| | Progress total | 565 | | 627 | 762 | | 346 | 505 | 0 | 219 | 1567 | 1275 | 49 | 5915 | 2934 | |
| Count 5 | Votes transferred | 35 | | 13 | 37 | | 27 | 17 | | -219 | 33 | 35 | 22 | | | Walker excluded |
| | Progress total | 600 | | 640 | 799 | | 373 | 522 | | 0 | 1600 | 1310 | 71 | 5915 | 2923 | |
| Count 6 | Votes transferred | 58 | | 12 | 40 | | -373 | 31 | | | 32 | 160 | 40 | | | Smith excluded |
| | Progress total | 658 | | 652 | 839 | | 0 | 553 | | | 1632 | 1470 | 111 | 5915 | 2903 | |
| Count 7 | Votes transferred | 96 | | 31 | 108 | | | -553 | | | 187 | 61 | 70 | | | Storan excluded |
| | Progress total | 754 | | 683 | 947 | | | 0 | | | 1819 | 1531 | 181 | 5915 | 2868 | |
| Count 8 | Votes transferred | 325 | | -683 | 63 | | | | | | 221 | 30 | 44 | | | Glass excluded |
| | Progress total | 1079 | | 0 | 1010 | | | | | | 2040 | 1561 | 225 | 5915 | 2846 | |
| Count 9 | Votes transferred | 321 | | | -1010 | | | | | | 419 | 155 | 115 | | | Pitt excluded |
| | Progress total | 1400 | | | 0 | | | | | | 2459 | 1716 | 340 | 5915 | 2788 | |
| Count 10 | Votes transferred | -1400 | | | | | | | | | 875 | 424 | 101 | | | Doyle excluded |
| | Progress total | 0 | | | | | | | | | 3334 | 2140 | 441 | 5915 | 2738 | WILSON ELECTED |

Huon Valley Council - By-election for Mayor

By-election due to the death of Mayor Greg Norris 24 July 2001

Electors enrolled: 9478
 Declarations Returned: 6027
 Response rate: 63.5%

Declarations Rejected: 35
 Declarations Admitted: 5992
 Rejection rate: 0.58%

Adjustment: 3
 Total Ballot Papers: 5989

Formal votes: 5895
 Informal ballot papers: 94
 Informality rate: 1.59%

| | | CANDIDATES | | | Exhausted Votes | Total Votes | Absolute Majority | Remarks |
|---------|---------------|------------|------|---------------|--------------------|-------------|----------------------|--------------------------|
| | | ARMSTRONG | COAD | HARVEY-LATHAM | | | | |
| Count 1 | Primary Votes | 3257 | 1954 | 684 | | 5895 | 2948 | Armstrong Elected |

Huon Valley Council - recount for Councillor

Recount due to the resignation of Councillor Mary O'Doherty 27 March 2002

Ballot papers multiplied by 100

| | | CANDIDATES | | | | | | Exhausted Votes | Lost by fraction | Total Votes | Absolute majority | Remarks |
|---------------|-------|------------|---------|--------|--------|--------|--------|--------------------|---------------------|-------------|----------------------|---|
| | | BURGESS | BURLING | STORAN | TURNER | WALKER | WATSON | | | | | |
| Counts 1 to 3 | Total | 244.90 | 643.32 | 29.34 | 22.17 | 72.25 | 12.00 | 7.00 | 0.02 | 1031 | | Distribution of O'Doherty BURLING ELECTED |



King Island Council 2002 election report

Table of contents

- Local Government Elections in Tasmania
- Report on the 2002 King Island Council Election
- List of Councillors following the 2002 elections
- Councillor results
- Mayor and Deputy Mayor results

Local Government Elections in Tasmania

Every second (even) year elections are held in all 29 councils for the positions of mayor and deputy mayor and half the councillor positions. Where required, by-elections are held concurrently for vacancies that have occurred since the last elections.

The Tasmanian Electoral Office (TEO) supervises the conduct of elections in accordance with the *Local Government Act 1993*. Elections by postal ballot have been held in 1994, 1996, 1999 (deferred from 1998), 2000 and 2002, with the next elections due in October 2004.

Since 2000 mayors and deputy mayors are elected directly by the electors in each municipal area.

Candidate information booklets and complete election results for the state are available from the TEO and are posted on the TEO website www.electoral.tas.gov.au.

2002 Election timetable

| | |
|--|------------------------------------|
| Notice of election published | Saturday 14 September |
| Electoral rolls closed | 6 pm Thursday 19 September |
| Nomination period | 23 September— 12 noon on 2 October |
| Nominations closed | 12 noon Wednesday 2 October |
| Nominations announced & draw for ballot paper positions | 12 noon Thursday 3 October |
| Ballot material delivered to electors | 15–18 October |
| Polling period | 15–29 October |
| Close of poll | 10 am Tuesday 29 October |

Casual vacancies

Casual vacancies are filled by recount where possible, unless the vacancy occurs within 6 months of a forthcoming election. Only unelected candidates from the relevant election may contest a recount. A candidate elected at a recount serves until the next council election. If a recount is not possible, a by-election is held—with the candidate elected to serve for the remainder of the term of office of the original councillor.

Elector polls

A council may hold an elector poll on any issue it determines. It may also be required to hold an elector poll following petitions from electors in accordance with Part 6 of the Act. A council is not bound by the result of an elector poll.

Electoral system

Voting in Tasmanian local government elections is not compulsory.

Elections for councillor positions are conducted using a system modelled on the Hare-Clark method of proportional representation used in Tasmanian House of Assembly elections.

Mayoral and deputy mayoral elections use a preferential system similar to that used for Tasmanian Legislative Council and Federal House of Representatives elections.

Report on the 2002 King Island Council Election

Elections were held for the positions of Mayor and Deputy Mayor for 2 year terms, and 4 Councillors for 4 year terms.

1 278 King Island electors were enrolled for the 2002 elections, comprising 1 221 (95.54%) from the State House of Assembly roll and 57 (4.46%) from the General Manager's roll.

77.00% of King Island electors returned their ballot papers in comparison with 57.48% statewide.

Candidates at the 2002 elections

Mayor

| | |
|--------------------|---------|
| ARNOLD, Charles | Nugara |
| ★ BREWSTER, David* | Currie |
| PHILBEY, Vernon | Lymwood |

Deputy Mayor

| | |
|--------------------|---------|
| ★ BARRATT, Greg | Pegarah |
| PAYNE, Judith Ann* | Reekara |
| YOUD, Peter | Pegarah |

Councillors

| | |
|-----------------------|--------------|
| ★ BREWSTER, John H* | Yambacoona |
| ★ CONLEY, Royce* | Lymwood |
| ★ GRAHAM, Neil | Sea Elephant |
| ★ GRAHAM, Stephanie * | Nugara |
| HOWARD, Earl | Currie |
| McGOWAN, Michael | Egg Lagoon |
| YOUD, Peter * | Pegarah |

★ denotes elected candidate

* denotes seeking re-election

King Island Councillors following the 2002 elections

Mayor

term ends 2004
BREWSTER David

Deputy Mayor

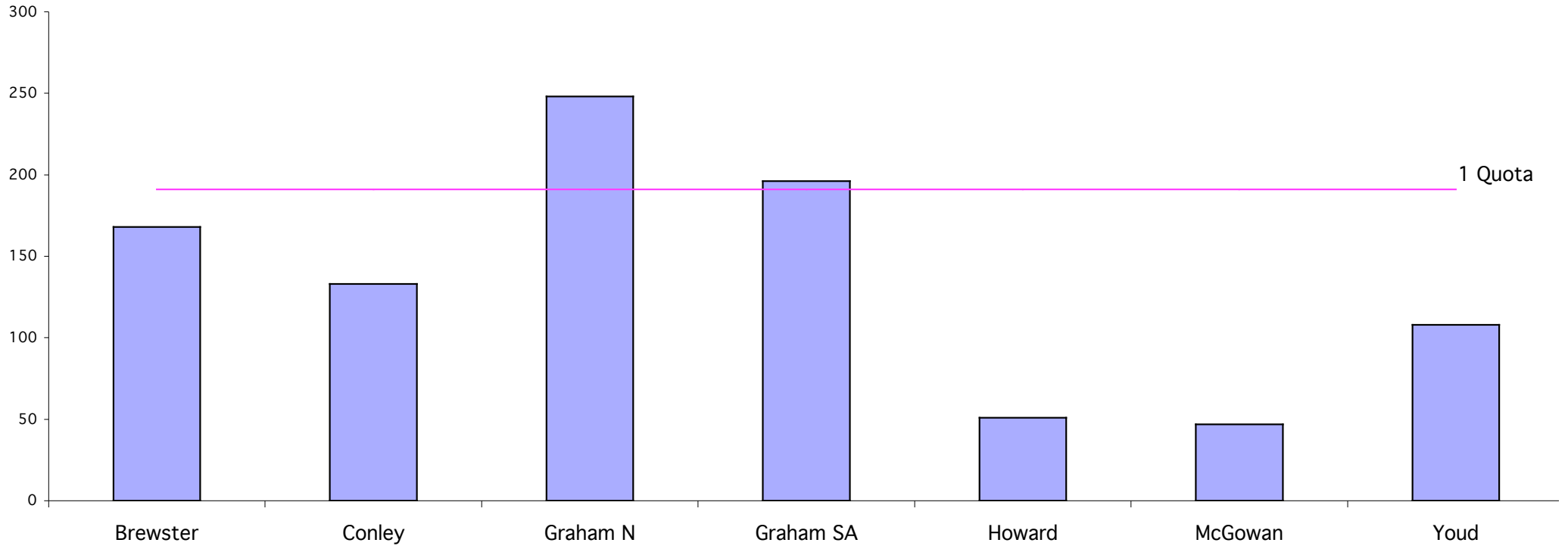
term ends 2004
BARRATT Greg

9 Councillors

term ends 2006
GRAHAM Neil
GRAHAM Stephanie
BREWSTER John H
CONLEY Royce

term ends 2004
BREWSTER David
BARRATT Greg
PHILBEY Vernon
ARNOLD Charles Stuart
PAYNE Judith

King Island Councillor 2002 First Preferences



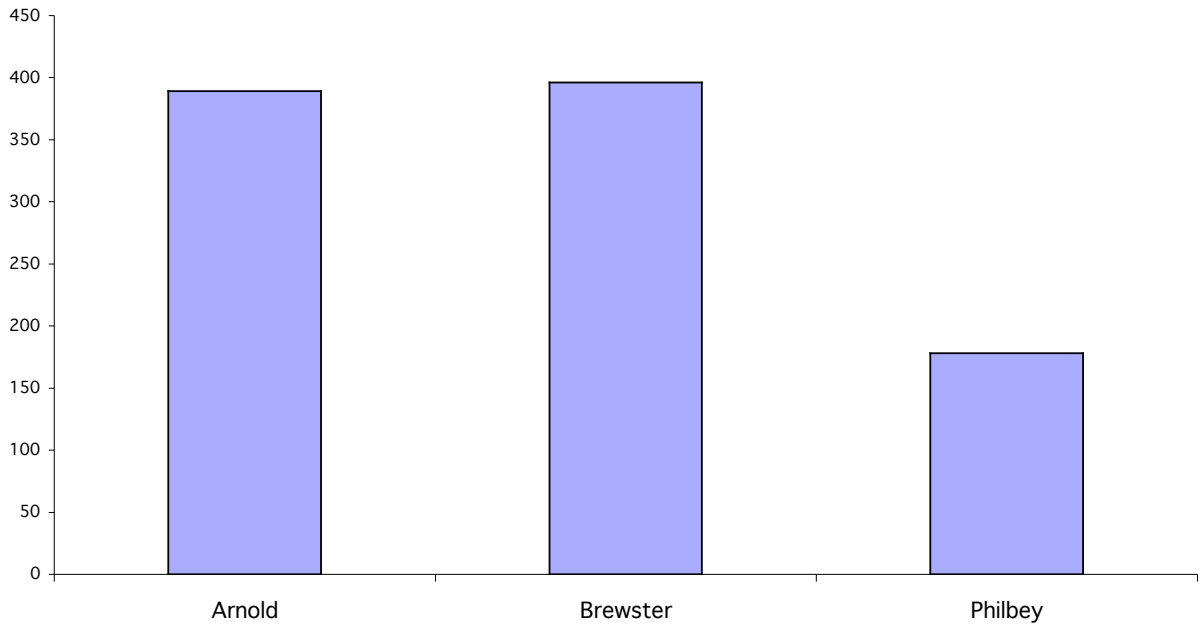
King Island Council

Electors enrolled: 1278 Declarations rejected: 17 Ballot paper adjustment: 1 Formal Votes: 951
 Polling closed at 10am 29th October 2002 Declarations returned: 984 Declarations admitted: 967 Total ballot papers: 966 Informal ballot papers: 15
 Number to be elected: 4 Response: 77.00% Rejection rate: 1.73% Informality rate: 1.55%
 Returning Officer: Mr Julian Type

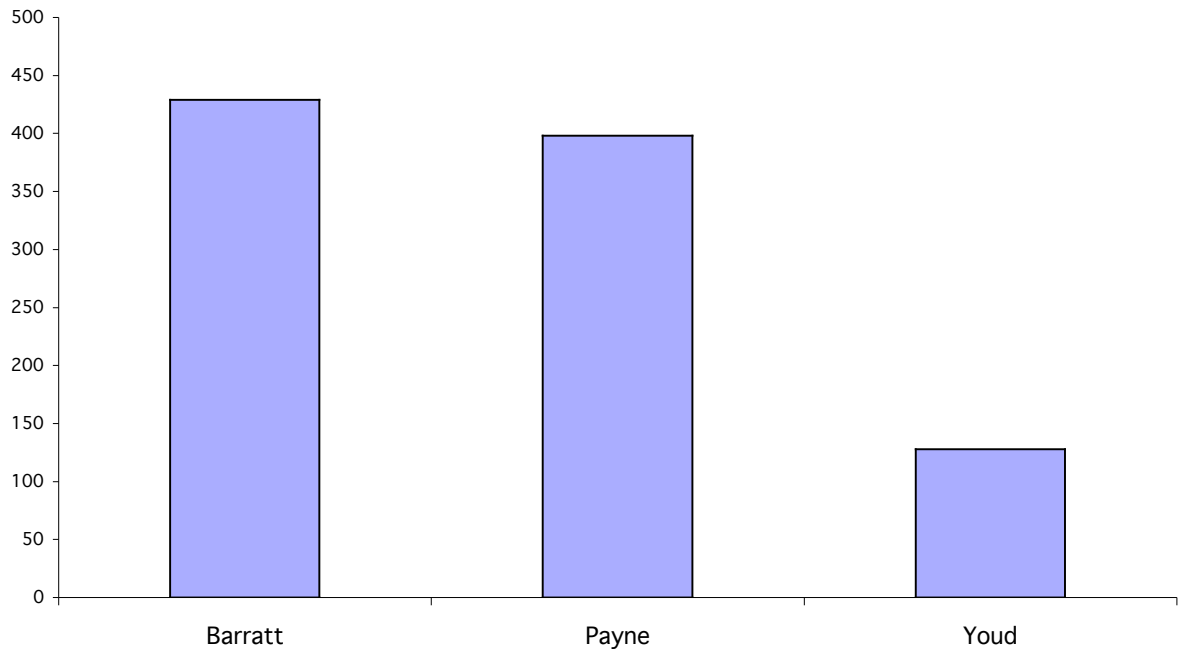
Quota= 191

| | | Candidates | | | | | | | Exhausted | Loss (Gain) by fraction | Total Votes | Remarks |
|--------------|-------------------|------------|--------|----------|-----------|--------|---------|--------|-----------|----------------------------|-------------|--|
| | | Brewster | Conley | Graham N | Graham SA | Howard | McGowan | Youd | | | | |
| Count 1 | Total | 168.00 | 133.00 | 248.00 | 196.00 | 51.00 | 47.00 | 108.00 | 0.00 | 0.00 | 951 | GRAHAM, N. elected 1, GRAHAM, S. elected 2 |
| Count 2 | Progress totals | 23.67 | 8.96 | -57.00 | | 8.96 | 7.12 | 8.27 | 0.00 | 0.02 | | GRAHAM, N.'s surplus distributed |
| Count 3 | Votes Transferred | 191.67 | 141.96 | 191.00 | 196.00 | 59.96 | 54.12 | 116.27 | 0.00 | 0.02 | 951 | BREWSTER elected 3 |
| | Progress totals | | 1.70 | | -5.00 | 0.76 | 1.07 | 1.45 | 0.00 | 0.02 | | GRAHAM, S.'s surplus distributed |
| Count 4 | Votes Transferred | 191.67 | 143.66 | 191.00 | 191.00 | 60.72 | 55.19 | 117.72 | 0.00 | 0.04 | 951 | |
| | Progress totals | -0.67 | 0.16 | | | 0.13 | 0.22 | 0.14 | 0.00 | 0.02 | | BREWSTER's surplus distributed |
| Count 5 to 8 | Votes Transferred | 191.00 | 143.82 | 191.00 | 191.00 | 60.85 | 55.41 | 117.86 | 0.00 | 0.06 | 951 | McGOWAN excluded |
| | Progress totals | | 18.14 | | | 29.94 | -55.41 | 7.27 | 0.01 | 0.05 | | McGOWAN's votes distributed |
| Count 9 | Votes Transferred | 191.00 | 161.96 | 191.00 | 191.00 | 90.79 | 0.00 | 125.13 | 0.01 | 0.11 | 951 | McGOWAN fully excluded, HOWARD excluded |
| | Progress totals | | 34.00 | | | -75.00 | | 35.00 | 6.00 | 0.00 | | HOWARD's votes distributed |
| Count 10 | Votes Transferred | 191.00 | 195.96 | 191.00 | 191.00 | 15.79 | | 160.13 | 6.01 | 0.11 | 951 | CONLEY elected 4, HOWARD partially excluded |

King Island Mayor 2002 First Preferences



King Island Deputy Mayor 2002 First Preferences



King Island Council

Polling closed at 10am 29th October 2002

Returning Officer: Mr Julian Type

Declarations admitted: 967

Ballot paper adjustment: 1

Total ballot papers: 966

Formal votes: 963

Informal ballot papers: 3

Informality rate: 0.31%

Mayor

| | | Candidates | | | Exhausted Votes | Total Votes | Absolute Majority | Remarks |
|---------|-------------------|------------|----------|---------|--------------------|----------------|----------------------|---|
| | | Arnold | Brewster | Philbey | | | | |
| Count 1 | Total | 389 | 396 | 178 | | 963 | 482 | |
| Count 2 | Votes transferred | 85 | 80 | -178 | 13 | | | |
| | Progress totals | 474 | 476 | 0 | 13 | 963 | 476 | Philbey excluded, Brewster elected |

King Island Council

Polling closed at 10am 29th October 2002

Returning Officer: Mr Julian Type

Declarations admitted: 967

Ballot paper adjustment: 1

Total ballot papers: 966

Formal votes: 955

Informal ballot papers: 11

Informality rate: 1.14%

Deputy Mayor

| | | Candidates | | | Exhausted Votes | Total Votes | Absolute Majority | Remarks |
|---------|-------------------|------------|-------|------|--------------------|----------------|----------------------|------------------------|
| | | Barratt | Payne | Youd | | | | |
| Count 1 | Total | 429 | 398 | 128 | 0 | 955 | 478 | |
| Count 2 | Votes transferred | 54 | 54 | -128 | 20 | | | Youd excluded |
| | Progress totals | 483 | 452 | 0 | 20 | 955 | 468 | Barratt elected |



Kingborough Council

2002 election report

Table of contents

- Local Government Elections in Tasmania
- Report on the 2002 Kingborough Council Election
- List of Councillors following the 2002 elections
- Councillor results
- Mayor and Deputy Mayor results

Local Government Elections in Tasmania

Every second (even) year elections are held in all 29 councils for the positions of mayor and deputy mayor and half the councillor positions. Where required, by-elections are held concurrently for vacancies that have occurred since the last elections.

The Tasmanian Electoral Office (TEO) supervises the conduct of elections in accordance with the *Local Government Act 1993*. Elections by postal ballot have been held in 1994, 1996, 1999 (deferred from 1998), 2000 and 2002, with the next elections due in October 2004.

Since 2000 mayors and deputy mayors are elected directly by the electors in each municipal area.

Candidate information booklets and complete election results for the state are available from the TEO and are posted on the TEO website www.electoral.tas.gov.au.

2002 Election timetable

| | |
|--|------------------------------------|
| Notice of election published | Saturday 14 September |
| Electoral rolls closed | 6 pm Thursday 19 September |
| Nomination period | 23 September— 12 noon on 2 October |
| Nominations closed | 12 noon Wednesday 2 October |
| Nominations announced & draw for ballot paper positions | 12 noon Thursday 3 October |
| Ballot material delivered to electors | 15–18 October |
| Polling period | 15–29 October |
| Close of poll | 10 am Tuesday 29 October |

Casual vacancies

Casual vacancies are filled by recount where possible, unless the vacancy occurs within 6 months of a forthcoming election. Only unelected candidates from the relevant election may contest a recount. A candidate elected at a recount serves until the next council election. If a recount is not possible, a by-election is held—with the candidate elected to serve for the remainder of the term of office of the original councillor.

Elector polls

A council may hold an elector poll on any issue it determines. It may also be required to hold an elector poll following petitions from electors in accordance with Part 6 of the Act. A council is not bound by the result of an elector poll.

Electoral system

Voting in Tasmanian local government elections is not compulsory.

Elections for councillor positions are conducted using a system modelled on the Hare-Clark method of proportional representation used in Tasmanian House of Assembly elections.

Mayoral and deputy mayoral elections use a preferential system similar to that used for Tasmanian Legislative Council and Federal House of Representatives elections.

Report on the 2002 Kingborough Council Election

Elections were held for the positions of Mayor and Deputy Mayor for 2 year terms and 6 Councillors for 4 year terms.

21 009 Kingborough electors were enrolled for the 2002 elections, comprising 20 696 (98.51%) from the State House of Assembly roll and 313 (1.13%) from the General Manager's roll.

57.42% of Kingborough electors returned their ballot papers in comparison with 57.48% statewide.

Candidates at the 2002 elections

| Mayor | | Councillors | |
|---------------------|----------------|---------------------------|----------------|
| BOWMAN, Noel | Snug | ★ BOWMAN, Noel* | Snug |
| BUCHAN, Fiona | Kingston Beach | BROWN, Ian | Mount Nelson |
| BURY, Graham | Tinderbox | ★ BUCHAN, Fiona* | Kingston Beach |
| FOX, Flora | Howden | ★ BUSH, Julian | Bruny Island |
| ★ HAZELL, Donald* | Kingston | CHUCKOWREE, Geean (Singh) | Blackmans Bay |
| | | ★ FOX, Flora* | Howden |
| | | HANSSON, Rod | Kingston |
| | | ★ HAZELL, Donald* | Kingston |
| | | HIGGINS, Michele | Birchs Bay |
| | | ★ MCGINNISS, Roger | Leslie Vale |
| | | SMITH, Derek | Kingston |
| Deputy Mayor | | | |
| BARTLETT, Beth | Oyster Cove | | |
| BUSH, Julian | Bruny Island | | |
| CHATTERTON, Paul | Blackmans Bay | | |
| GRACE, David | Snug | | |
| ★ WASS, Steve* | Blackmans Bay | | |

★ denotes elected candidate

* denotes seeking re-election

Kingborough Councillors following the 2002 elections

Mayor

term ends 2004

HAZELL Donald

Deputy Mayor

term ends 2004

WASS Steve

12 Councillors

term ends 2006

HAZELL Donald

FOX Flora

BOWMAN Noel

BUSH Julian

BUCHAN Fiona

McGINNISS Roger

term ends 2004

WASS Steve

BAPTIST Simon

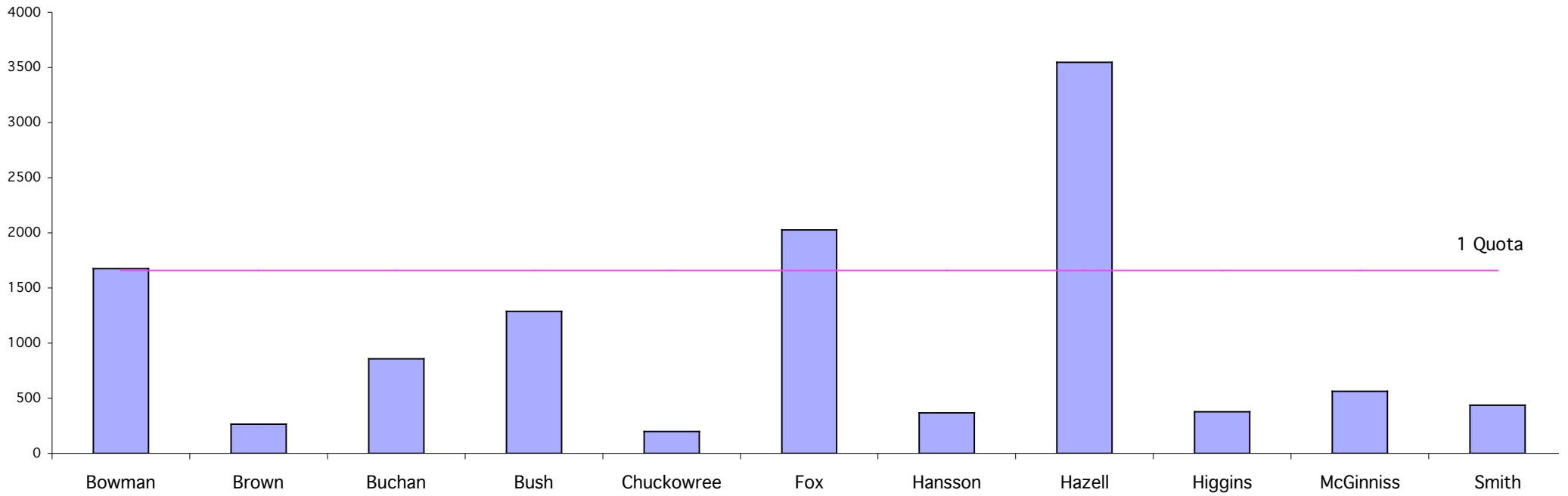
BURY Graham

CHATTERTON Paul

BARTLETT Beth

GRACE David

Kingborough Councillor 2002 First Preferences



Kingborough Council

Polling closed at 10am 29th October 2002

Number to be elected: 6

Returning Officer: Mrs Sally Ridgeway

Electors enrolled: 21009

Declarations returned: 12064

Response: 57.42%

Declarations rejected: 134

Declarations admitted: 11930

Rejection rate: 1.11%

Ballot paper adjustment: 10

Total ballot papers: 11920

Formal Votes: 11602

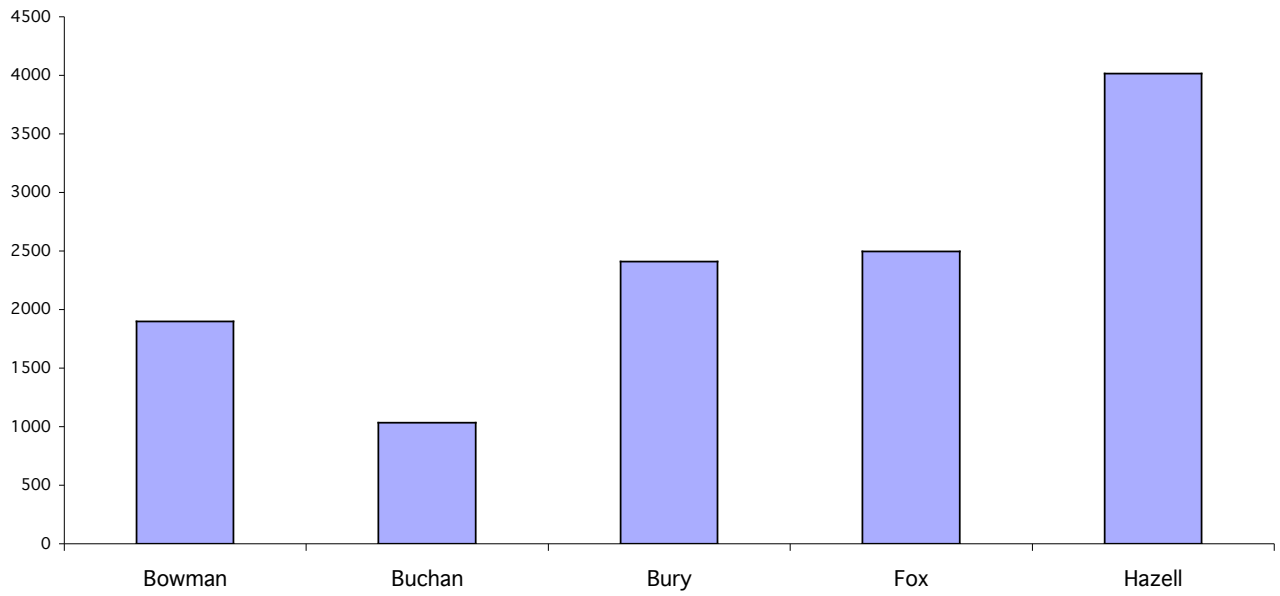
Informal ballot papers: 318

Informality rate: 2.67%

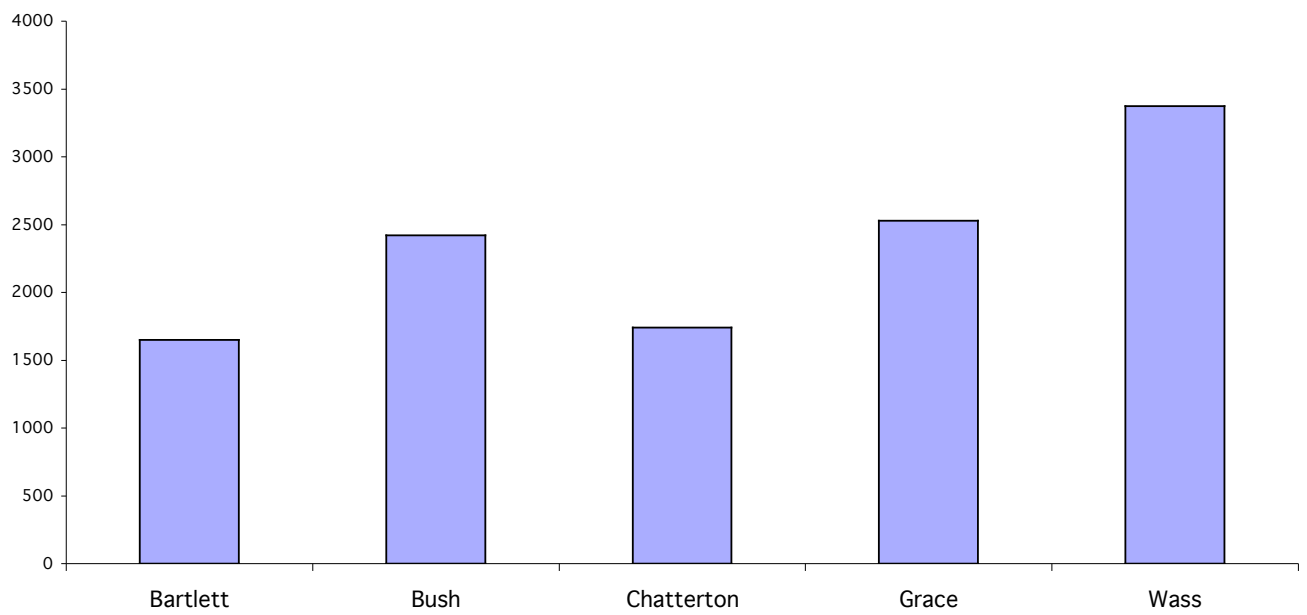
Quota= 1658

| | | Candidates | | | | | | | | | | | Exhausted | Loss (Gain) by fraction | Total Votes | Remarks |
|----------------|-------------------|------------|---------|---------|---------|------------|---------|---------|----------|---------|-----------|---------|-----------|----------------------------|----------------|--|
| | | Bowman | Brown | Buchan | Bush | Chuckowree | Fox | Hansson | Hazell | Higgins | McGinniss | Smith | | | | |
| Count 1 | Total | 1676.00 | 266.00 | 856.00 | 1288.00 | 200.00 | 2027.00 | 366.00 | 3546.00 | 379.00 | 562.00 | 436.00 | 0.00 | 0.00 | 11602 | HAZELL elected 1, FOX elected 2, BOWMAN elected 3 |
| Count 2 | Votes transferred | | 75.07 | 301.88 | 267.81 | 75.07 | | 274.73 | -1888.00 | 81.46 | 386.01 | 425.94 | 0.00 | 0.03 | | HAZELL's surplus distributed |
| Count 3 | Progress totals | 1676.00 | 341.07 | 1157.88 | 1555.81 | 275.07 | 2027.00 | 640.73 | 1658.00 | 460.46 | 948.01 | 861.94 | 0.00 | 0.03 | 11602 | |
| | Votes transferred | | 21.48 | 90.65 | 125.42 | 17.11 | -369.00 | 18.75 | | 52.24 | 24.39 | 18.93 | 0.00 | 0.03 | | FOX's surplus distributed |
| Count 4 | Progress totals | 1676.00 | 362.55 | 1248.53 | 1681.23 | 292.18 | 1658.00 | 659.48 | 1658.00 | 512.70 | 972.40 | 880.87 | 0.00 | 0.06 | 11602 | BUSH elected 4 |
| | Votes transferred | -18.00 | 1.21 | 3.68 | | 1.23 | | 2.69 | | 1.81 | 3.81 | 3.54 | 0.00 | 0.03 | | BOWMAN's surplus distributed |
| Count 5 | Progress totals | 1658.00 | 363.76 | 1252.21 | 1681.23 | 293.41 | 1658.00 | 662.17 | 1658.00 | 514.51 | 976.21 | 884.41 | 0.00 | 0.09 | 11602 | |
| | Votes transferred | | 3.27 | 4.01 | -23.23 | 1.61 | | 1.34 | | 11.09 | 0.84 | 1.04 | 0.00 | 0.03 | | BUSH's surplus distributed |
| Count 6 to 10 | Progress totals | 1658.00 | 367.03 | 1256.22 | 1658.00 | 295.02 | 1658.00 | 663.51 | 1658.00 | 525.60 | 977.05 | 885.45 | 0.00 | 0.12 | 11602 | CHUCKOWREE excluded |
| | Votes transferred | | 28.08 | 64.05 | | -295.02 | | 59.32 | | 40.02 | 46.06 | 57.38 | 0.00 | 0.11 | | CHUCKOWREE's votes distributed |
| Count 11 to 15 | Progress totals | 1658.00 | 395.11 | 1320.27 | 1658.00 | 0.00 | 1658.00 | 722.83 | 1658.00 | 565.62 | 1023.11 | 942.83 | 0.00 | 0.23 | 11602 | CHUCKOWREE fully excluded, BROWN excluded |
| | Votes transferred | | -395.11 | 36.68 | | | | 64.21 | | 199.13 | 42.66 | 51.34 | 1.06 | 0.03 | | BROWN's votes distributed |
| Count 16 to 20 | Progress totals | 1658.00 | 0.00 | 1356.95 | 1658.00 | | 1658.00 | 787.04 | 1658.00 | 764.75 | 1065.77 | 994.17 | 1.06 | 0.26 | 11602 | BROWN fully excluded, HIGGINS excluded |
| | Votes transferred | | | 301.81 | | | | 213.25 | | -764.75 | 142.70 | 92.78 | 14.15 | 0.06 | | HIGGINS' votes distributed |
| Count 21 | Progress totals | 1658.00 | | 1658.76 | 1658.00 | | 1658.00 | 1000.29 | 1658.00 | 0.00 | 1208.47 | 1086.95 | 15.21 | 0.32 | 11602 | HIGGINS fully excluded, BUCHAN elected 5 |
| | Votes transferred | | | -0.76 | | | | 0.27 | | | 0.20 | 0.18 | 0.09 | 0.02 | | BUCHAN's surplus distributed |
| Count 22 to 24 | Progress totals | 1658.00 | | 1658.00 | 1658.00 | | 1658.00 | 1000.56 | 1658.00 | | 1208.67 | 1087.13 | 15.30 | 0.34 | 11602 | HANSSON excluded |
| | Votes transferred | | | | | | | -990.47 | | | 461.48 | 451.87 | 77.12 | 0.00 | | HANSSON's votes distributed |
| Count 25 | Progress totals | 1658.00 | | 1658.00 | 1658.00 | | 1658.00 | 10.09 | 1658.00 | | 1670.15 | 1539.00 | 92.42 | 0.34 | 11602 | MCGINNISS elected 6 , HANSSON partially excluded |

Kingborough Mayor 2002 First Preferences



Kingborough Deputy Mayor 2002 First Preferences



Kingborough Council

Polling closed at 10am 29th October 2002

Returning Officer: Mrs Sally Ridgeway

Declarations admitted: 11930

Ballot paper adjustment: 10

Total ballot papers: 11920

Formal votes: 11855

Informal ballot papers: 65

Informality rate: 0.55%

Mayor

| | | Candidates | | | | | Exhausted Votes | Total Votes | Absolute Majority | Remarks |
|---------|-------------------|------------|--------|------|-------|--------|--------------------|----------------|----------------------|-------------------------------------|
| | | Bowman | Buchan | Bury | Fox | Hazell | | | | |
| Count 1 | Total | 1899 | 1034 | 2409 | 2497 | 4016 | 0 | 11855 | 5928 | |
| Count 2 | Votes transferred | 122 | -1034 | 315 | 290 | 150 | 157 | | | |
| | Progress totals | 2021 | 0 | 2724 | 2787 | 4166 | 157 | 11855 | 5849 | Buchan excluded |
| Count 3 | Votes transferred | -2021 | | 696 | 327 | 679 | 319 | | | |
| | Progress totals | 0 | | 3420 | 3114 | 4845 | 476 | 11855 | 5689 | Bowman excluded |
| Count | Votes transferred | | | 1901 | -3114 | 745 | 468 | | | |
| | Progress totals | | | 5321 | 0 | 5590 | 944 | 11855 | 5455 | Fox excluded, Hazell elected |

Kingborough Council

Polling closed at 10am 29th October 2002

Returning Officer: Mrs Sally Ridgeway

Declarations admitted: 11930

Ballot paper adjustment: 10

Total ballot papers: 11920

Formal votes: 11719

Informal ballot papers: 201

Informality rate: 1.69%

Deputy Mayor

| | | Candidates | | | | | Exhausted Votes | Total Votes | Absolute Majority | Remarks |
|---------|-------------------|------------|-------|------------|-------|------|--------------------|----------------|----------------------|---------------------|
| | | Bartlett | Bush | Chatterton | Grace | Wass | | | | |
| Count 1 | Total | 1650 | 2420 | 1740 | 2530 | 3373 | 0 | 11719 | 5860 | |
| Count 2 | Votes transferred | -1650 | 366 | 284 | 352 | 355 | 293 | | | Barlett excluded |
| | Progress totals | 0 | 2786 | 2030 | 2882 | 3728 | 293 | 11719 | 5714 | |
| Count 3 | Votes transferred | | 296 | -2030 | 731 | 663 | 340 | | | Chatterton excluded |
| | Progress totals | | 3082 | 0 | 3613 | 4391 | 633 | 11719 | 5544 | |
| Count 4 | Votes transferred | | -3082 | | 1050 | 1418 | 614 | | | Bush excluded |
| | Progress totals | | 0 | | 4663 | 5809 | 1247 | 11719 | 5237 | Wass elected |



Latrobe Council

2002 election report

Table of contents

- Local Government Elections in Tasmania
- Report on the 2002 Latrobe Council Election
- List of Councillors following the 2002 elections
- Councillor results
- Mayor result

Local Government Elections in Tasmania

Every second (even) year elections are held in all 29 councils for the positions of mayor and deputy mayor and half the councillor positions. Where required, by-elections are held concurrently for vacancies that have occurred since the last elections.

The Tasmanian Electoral Office (TEO) supervises the conduct of elections in accordance with the *Local Government Act 1993*. Elections by postal ballot have been held in 1994, 1996, 1999 (deferred from 1998), 2000 and 2002, with the next elections due in October 2004.

Since 2000 mayors and deputy mayors are elected directly by the electors in each municipal area.

Candidate information booklets and complete election results for the state are available from the TEO and are posted on the TEO website www.electoral.tas.gov.au.

2002 Election timetable

| | |
|--|------------------------------------|
| Notice of election published | Saturday 14 September |
| Electoral rolls closed | 6 pm Thursday 19 September |
| Nomination period | 23 September— 12 noon on 2 October |
| Nominations closed | 12 noon Wednesday 2 October |
| Nominations announced & draw for ballot paper positions | 12 noon Thursday 3 October |
| Ballot material delivered to electors | 15–18 October |
| Polling period | 15–29 October |
| Close of poll | 10 am Tuesday 29 October |

Casual vacancies

Casual vacancies are filled by recount where possible, unless the vacancy occurs within 6 months of a forthcoming election. Only unelected candidates from the relevant election may contest a recount. A candidate elected at a recount serves until the next council election. If a recount is not possible, a by-election is held—with the candidate elected to serve for the remainder of the term of office of the original councillor.

Elector polls

A council may hold an elector poll on any issue it determines. It may also be required to hold an elector poll following petitions from electors in accordance with Part 6 of the Act. A council is not bound by the result of an elector poll.

Electoral system

Voting in Tasmanian local government elections is not compulsory.

Elections for councillor positions are conducted using a system modelled on the Hare-Clark method of proportional representation used in Tasmanian House of Assembly elections.

Mayoral and deputy mayoral elections use a preferential system similar to that used for Tasmanian Legislative Council and Federal House of Representatives elections.

Report on the 2002 Latrobe Council Election

Elections were held for the positions of Mayor and Deputy Mayor for 2 year terms and 5 Councillors for 4 year terms.

6 093 Latrobe electors were enrolled for the 2002 elections, comprising 6 024 (98.87%) from the State House of Assembly roll and 69 (1.13%) from the General Manager's roll.

62.89% of Latrobe electors returned their ballot papers in comparison with 57.48% statewide.

Candidates at the 2002 elections

Mayor

★ CAMPBELL, Robert W (Bert)* Sassafras
GAFFNEY, Michael Latrobe

Deputy Mayor

★ ROCKLIFF, Rick Sassafras

Councillors

★ GAFFNEY, Mike* Latrobe
McLAREN, Mike* Latrobe
★ PARKER, Dudley* Hawley Beach
★ PERKINS, John Latrobe
★ ROCKLIFF, Rick* Sassafras
★ SIMS, Garry* Wesley Vale

★ denotes elected candidate

* denotes seeking re-election

Latrobe Councillors following the 2002 elections

Mayor

term ends 2004
CAMPBELL Robert W (Bert)

Deputy Mayor

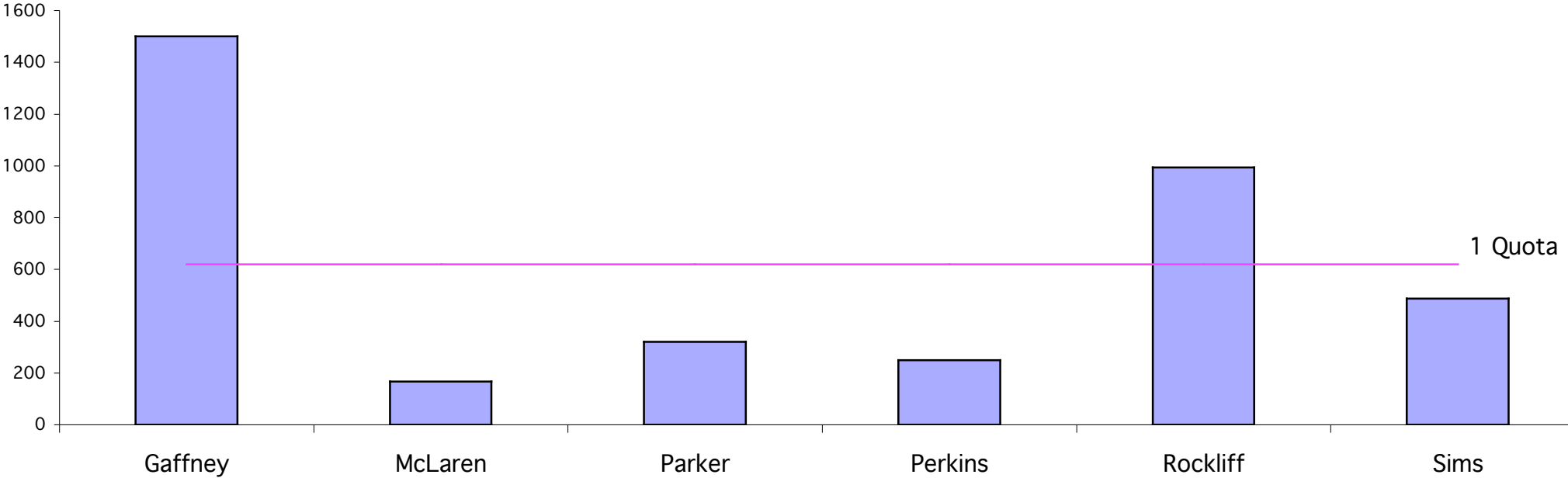
term ends 2004
ROCKLIFF Rick

9 Councillors

term ends 2006
GAFFNEY Mike
ROCKLIFF Rick
SIMS Garry
PARKER Dudley
PERKINS John

term ends 2004
CAMPBELL Robert W (Bert)
BEVERIDGE Rob
HUGHES John
THORNE Des

Latrobe Councillor 2002 First Preferences



Latrobe Council

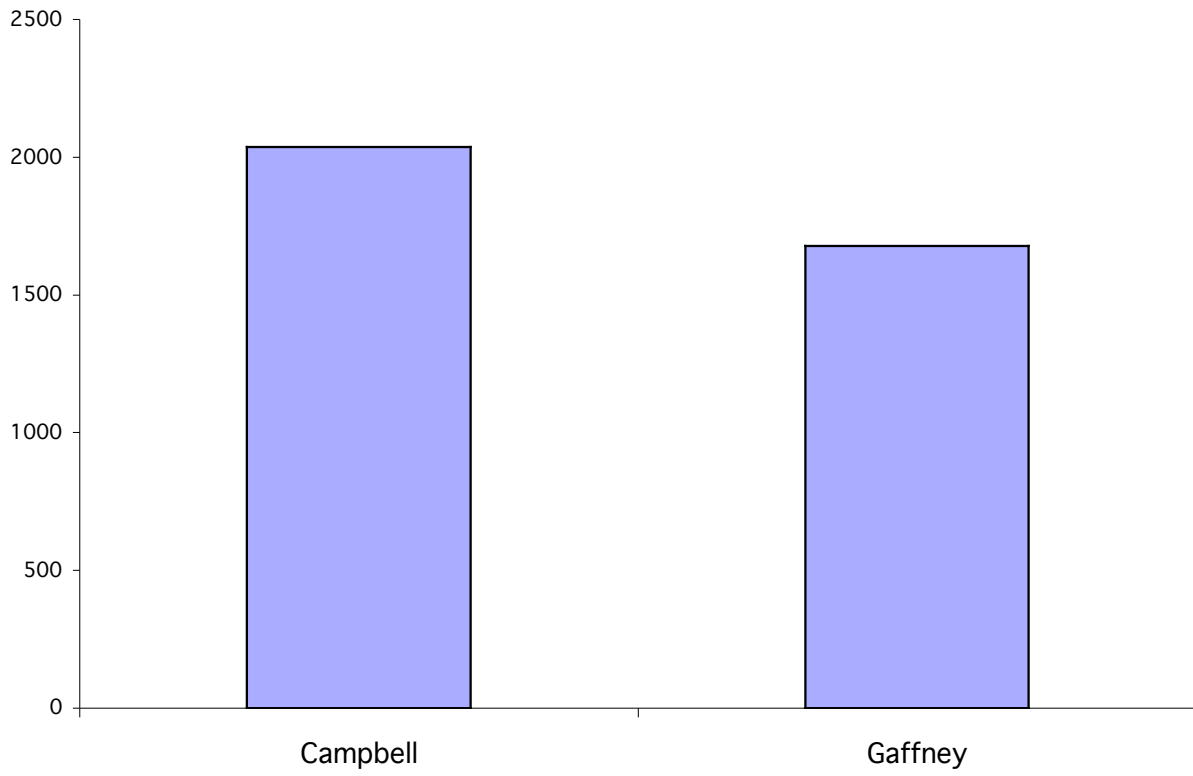
Electors enrolled: 6093 Declarations rejected: 71 Ballot paper adjustment: 2 Formal Votes: 3717
 Polling closed at 10am 29 October 2002 Declarations returned: 3832 Declarations admitted: 3761 Total ballot papers: 3759 Informal ballot papers: 42
 Number to be elected: 5 Response: 62.89% Rejection rate: 1.85% Informality rate: 1.12%

Returning Officer: Mr Davin Foulkes

Quota= 620

| | | Candidates | | | | | | Exhausted | Loss (Gain) by fraction | Total Votes | Remarks |
|---------|-------------------|------------|---------|--------|---------|----------|---------|-----------|----------------------------|-------------|--|
| | | Gaffney | McLaren | Parker | Perkins | Rockliff | Sims | | | | |
| Count 1 | Total | 1500.00 | 166.00 | 320.00 | 250.00 | 994.00 | 487.00 | 0.00 | 0.00 | 3717.00 | Gaffney elected 1, Rockliff elected 2 |
| Count 2 | Votes transferred | -880.00 | 156.05 | 217.06 | 230.55 | | 276.31 | 0.00 | 0.03 | | Gaffney's surplus distributed |
| Count 3 | Progress totals | 620.00 | 322.05 | 537.06 | 480.55 | 994.00 | 763.31 | 0.00 | 0.03 | 3717.00 | Sims elected 3 |
| | Votes transferred | | 100.46 | 144.48 | 129.05 | -374.00 | | 0.00 | 0.01 | | Rockliff's surplus distributed |
| Count 4 | Progress totals | 620.00 | 422.51 | 681.54 | 609.60 | 620.00 | 763.31 | 0.00 | 0.04 | 3717.00 | Parker elected 4 |
| | Votes transferred | | 72.41 | | 70.89 | | -143.31 | 0.00 | 0.01 | | Sims' surplus distributed |
| Count 5 | Progress totals | 620.00 | 494.92 | 681.54 | 680.49 | 620.00 | 620.00 | 0.00 | 0.05 | 3717.00 | Perkins elected 5 |

Latrobe Mayor 2002 First Preferences



Latrobe Council

Polling closed at 10am 29th October 2002

Returning Officer: Mr Joseph Brewin

Declarations admitted: 3761

Ballot paper adjustment: 4

Total ballot papers: 3757

Formal votes: 3714

Informal ballot papers: 43

Informality rate: 1.14%

Mayor

| | | Candidates | | Exhausted Votes | Total Votes | Absolute Majority | Remarks |
|---------|-------|------------|---------|--------------------|-------------|----------------------|-------------------------|
| | | Campbell | Gaffney | | | | |
| Count 1 | Total | 2037 | 1677 | 0 | 3714 | 1858 | Campbell elected |

Deputy Mayor— Rick Rockliff
Elected unopposed



Launceston City Council 2002 election report

Table of contents

- Local Government Elections in Tasmania
- Report on the 2002 Launceston City Council Election
- List of Councillors (Aldermen) following the 2002 elections
- Councillor (Aldermen) results
- Deputy Mayor results
- By-election results

Local Government Elections in Tasmania

Every second (even) year elections are held in all 29 councils for the positions of mayor and deputy mayor and half the councillor positions. Where required, by-elections are held concurrently for vacancies that have occurred since the last elections.

The Tasmanian Electoral Office (TEO) supervises the conduct of elections in accordance with the *Local Government Act 1993*. Elections by postal ballot have been held in 1994, 1996, 1999 (deferred from 1998), 2000 and 2002, with the next elections due in October 2004.

Since 2000 mayors and deputy mayors are elected directly by the electors in each municipal area.

Candidate information booklets and complete election results for the state are available from the TEO and are posted on the TEO website www.electoral.tas.gov.au.

2002 Election timetable

| | |
|--|------------------------------------|
| Notice of election published | Saturday 14 September |
| Electoral rolls closed | 6 pm Thursday 19 September |
| Nomination period | 23 September— 12 noon on 2 October |
| Nominations closed | 12 noon Wednesday 2 October |
| Nominations announced & draw for ballot paper positions | 12 noon Thursday 3 October |
| Ballot material delivered to electors | 15–18 October |
| Polling period | 15–29 October |
| Close of poll | 10 am Tuesday 29 October |

Casual vacancies

Casual vacancies are filled by recount where possible, unless the vacancy occurs within 6 months of a forthcoming election. Only unelected candidates from the relevant election may contest a recount. A candidate elected at a recount serves until the next council election. If a recount is not possible, a by-election is held—with the candidate elected to serve for the remainder of the term of office of the original councillor.

Elector polls

A council may hold an elector poll on any issue it determines. It may also be required to hold an elector poll following petitions from electors in accordance with Part 6 of the Act. A council is not bound by the result of an elector poll.

Electoral system

Voting in Tasmanian local government elections is not compulsory.

Elections for councillor positions are conducted using a system modelled on the Hare-Clark method of proportional representation used in Tasmanian House of Assembly elections.

Mayoral and deputy mayoral elections use a preferential system similar to that used for Tasmanian Legislative Council and Federal House of Representatives elections.

Report on the 2002 Launceston City Council Election

Elections were held for the positions of Mayor and Deputy Mayor for 2 year terms and 6 Councillors (Aldermen) for 4 year terms.

44 525 Launceston City electors were enrolled for the 2002 elections, comprising 43 946 (98.70%) from the State House of Assembly roll and 579 (1.30%) from the General Manager's roll.

53.88% of Launceston City electors returned their ballot papers in comparison with 57.48% statewide.

By-Election

A by-election was held between the 2000 and 2002 elections following the death of Mayor, Councillor John Lees on 26 November 2001. The ballot closed at 10 am Tuesday 19 February 2002. Seven candidates contested the mayoral by-election and thirteen candidates contested the councillor by-election. Full details are provided on the back page.

Candidates at the 2002 elections

| Mayor | | Councillors (Aldermen) | |
|---------------------|-----------|-------------------------------|--------------------|
| ★ DICKENSON, Janie* | Trevallyn | BROOKES, George* | Waverley |
| | | BUTLER, Debbie | South Launceston |
| | | CALVERT, Cindy | Summerhill |
| | | ★ CAMPBELL, Jodie | Ravenswood |
| | | COLEBROOK, Katie | West Launceston |
| | | COURTNEY, Grant | Turners Marsh |
| | | ★ DEAN, Ivan | Forth |
| | | McNAUGHTON, Quentin John | Newstead |
| | | NEIL, Rex | Launceston |
| | | NOBLE, Michael | Underwood |
| | | ★ NOTT, Frank | Newstead |
| | | PARTRIDGE, Ken | Launceston |
| | | ★ PECK, Tony* | Norwood |
| | | RODRIGUEZ, Stella | Lilydale |
| | | SEYMOUR, Terence | Kings Meadows |
| | | ★ SMART, Margot* | Launceston |
| | | SOWARD, Rob | Blackstone Heights |
| | | ★ WADDLE, Annette* | Newnham |
| | | WILKINSON, Rob | Mowbray |

| | | | |
|---------------------|-----------|--|--|
| Deputy Mayor | | | |
| SHIPP, Ray | Newnham | | |
| ★ WADDLE, Annette* | Newnham | | |
| WALTERS, Joan | Trevallyn | | |

★ denotes elected candidate
* denotes seeking re-election

Launceston City Councillors following the 2002 elections

| Mayor | 12 Councillors (Aldermen) | |
|-----------------------|----------------------------------|-----------------------|
| <i>term ends 2004</i> | <i>term ends 2006</i> | <i>term ends 2004</i> |
| DICKENSON Janie | DEAN Ivan | BEAMS Graeme |
| Deputy Mayor | WADDLE Annette | McKENDRICK Robin |
| <i>term ends 2004</i> | CAMPBELL Jodie | SHIPP Ray |
| WADDLE Annette | PECK Tony | DICKENSON Janie |
| | SMART Margot | WALTERS Joan |
| | NOTT Frank | ROUTLEY Ian |

Launceston City Council

Polling closed at 10am 29 October 2002

Number to be elected: 6

Returning Officer: Mr Joseph Brewin

| | | Candidates | | | | | | | | | | |
|----------------|-------------------|------------|----------|---------|----------|-----------|----------|----------|------------|---------|---------|------------|
| | | Brookes | Butler | Calvert | Campbell | Colebrook | Courtney | Dean | McNaughton | Neil | Noble | Nottingham |
| Count 1 | Total | 1450.00 | 652.00 | 371.00 | 2483.00 | 372.00 | 842.00 | 4717.00 | 136.00 | 709.00 | 488.00 | 1696. |
| Count 2 | Votes Transferred | 110.96 | 27.14 | 21.17 | 198.35 | 16.40 | 61.74 | -1407.00 | 15.21 | 49.21 | 39.96 | 156. |
| | Progress totals | 1560.96 | 679.14 | 392.17 | 2681.35 | 388.40 | 903.74 | 3310.00 | 151.21 | 758.21 | 527.96 | 1852. |
| Count 3 | Votes Transferred | 8.00 | 9.00 | 8.00 | 5.00 | 6.00 | 11.00 | | -136.00 | 9.00 | 16.00 | 4. |
| | Progress totals | 1568.96 | 688.14 | 400.17 | 2686.35 | 394.40 | 914.74 | 3310.00 | 15.21 | 767.21 | 543.96 | 1856. |
| Count 4 | Votes Transferred | 1.19 | 0.59 | 0.59 | 1.49 | 0.59 | 1.78 | | -15.21 | 0.59 | 1.19 | 1. |
| | Progress totals | 1570.15 | 688.73 | 400.76 | 2687.84 | 394.99 | 916.52 | 3310.00 | 0.00 | 767.80 | 545.15 | 1857. |
| Count 5 | Votes Transferred | 0.87 | 0.43 | 0.43 | 0.43 | 0.00 | 0.00 | | | 0.43 | 0.87 | 0. |
| | Progress totals | 1571.02 | 689.16 | 401.19 | 2688.27 | 394.99 | 916.52 | 3310.00 | | 768.23 | 546.02 | 1858. |
| Count 6 to 7 | Votes Transferred | 8.59 | 23.59 | 14.38 | 28.98 | 11.78 | 7.29 | | | 6.29 | 12.59 | 17. |
| | Progress totals | 1579.61 | 712.75 | 415.57 | 2717.25 | 406.77 | 923.81 | 3310.00 | | 774.52 | 558.61 | 1875. |
| Count 8 to 10 | Votes Transferred | 15.59 | 12.19 | 18.59 | 38.98 | 16.89 | 29.08 | | | 23.78 | 54.25 | 16. |
| | Progress totals | 1595.20 | 724.94 | 434.16 | 2756.23 | 423.66 | 952.89 | 3310.00 | | 798.30 | 612.86 | 1892. |
| Count 11 to 12 | Votes Transferred | 10.19 | 49.19 | 23.00 | 59.57 | 18.00 | 20.59 | | | 20.59 | 55.19 | 33. |
| | Progress totals | 1605.39 | 774.13 | 457.16 | 2815.80 | 441.66 | 973.48 | 3310.00 | | 818.89 | 668.05 | 1925. |
| Count 13 to 15 | Votes Transferred | 20.02 | 30.51 | 37.19 | 49.17 | 29.59 | 37.08 | | | 38.19 | 33.19 | 33. |
| | Progress totals | 1625.41 | 804.64 | 494.35 | 2864.97 | 471.25 | 1010.56 | 3310.00 | | 857.08 | 701.24 | 1959. |
| Count 16 to 17 | Votes Transferred | 18.89 | 62.38 | 72.19 | 107.66 | -471.25 | 27.59 | | | 22.08 | 38.78 | 16. |
| | Progress totals | 1644.30 | 867.02 | 566.54 | 2972.63 | 0.00 | 1038.15 | 3310.00 | | 879.16 | 740.02 | 1975. |
| Count 18 to 20 | Votes Transferred | 25.32 | 96.66 | -566.54 | 152.36 | | 35.29 | | | 47.19 | 45.89 | 22. |
| | Progress totals | 1669.62 | 963.68 | 0.00 | 3124.99 | | 1073.44 | 3310.00 | | 926.35 | 785.91 | 1998. |
| Count 21 to 23 | Votes Transferred | 31.89 | 94.69 | | 131.50 | | 129.26 | | | 67.20 | -785.91 | 63. |
| | Progress totals | 1701.51 | 1058.37 | | 3256.49 | | 1202.70 | 3310.00 | | 993.55 | 0.00 | 2062. |
| Count 24 | Votes Transferred | 103.00 | 57.00 | | 136.00 | | 169.00 | | | -931.00 | | 106. |
| | Progress totals | 1804.51 | 1115.37 | | 3392.49 | | 1371.70 | 3310.00 | | 62.55 | | 2168. |
| Count 25 to 26 | Votes Transferred | 6.86 | 6.39 | | | | 11.33 | | | -62.55 | | 8. |
| | Progress totals | 1811.37 | 1121.76 | | 3392.49 | | 1383.03 | 3310.00 | | 0.00 | | 2177. |
| Count 27 | Votes Transferred | 3.63 | 18.19 | | -82.49 | | 12.73 | | | | | 9. |
| | Progress totals | 1815.00 | 1139.95 | | 3310.00 | | 1395.76 | 3310.00 | | | | 2186. |
| Count 28 to 31 | Votes Transferred | 55.69 | -1139.95 | | | | 161.75 | | | | | 129. |
| | Progress totals | 1870.69 | 0.00 | | 3310.00 | | 1557.51 | 3310.00 | | | | 2316. |
| Count 32 | Votes Transferred | 141.00 | | | | | -1447.00 | | | | | 201. |
| | Progress totals | 2011.69 | | | 3310.00 | | 110.51 | 3310.00 | | | | 2517. |
| Count 33 to 34 | Votes Transferred | 11.03 | | | | | -110.51 | | | | | 21. |
| | Progress totals | 2022.72 | | | 3310.00 | | 0.00 | 3310.00 | | | | 2539. |
| Count 35 | Votes Transferred | 11.87 | | | | | | | | | | 19. |
| | Progress totals | 2034.59 | | | 3310.00 | | | 3310.00 | | | | 2558. |
| Count 36 | Votes Transferred | -1875.00 | | | | | | | | | | 603. |
| | Progress totals | 159.59 | | | 3310.00 | | | 3310.00 | | | | 3161. |
| Count 37 to 40 | Votes Transferred | -159.59 | | | | | | | | | | 73. |
| | Progress totals | 0.00 | | | 3310.00 | | | 3310.00 | | | | 3234. |
| Count 41 | Votes Transferred | | | | | | | | | | | 190. |
| Count 42 | Progress totals | | | | 3310.00 | | | 3310.00 | | | | 3425. |

Electors enrolled: 44525

Declarations rejected: 312

Ballot paper adjustment: 24

Formal Votes: 23167

Declarations returned: 23991

Declarations admitted: 23679

Total ballot papers: 23655

Informal ballot papers: 488

Response: 53.88%

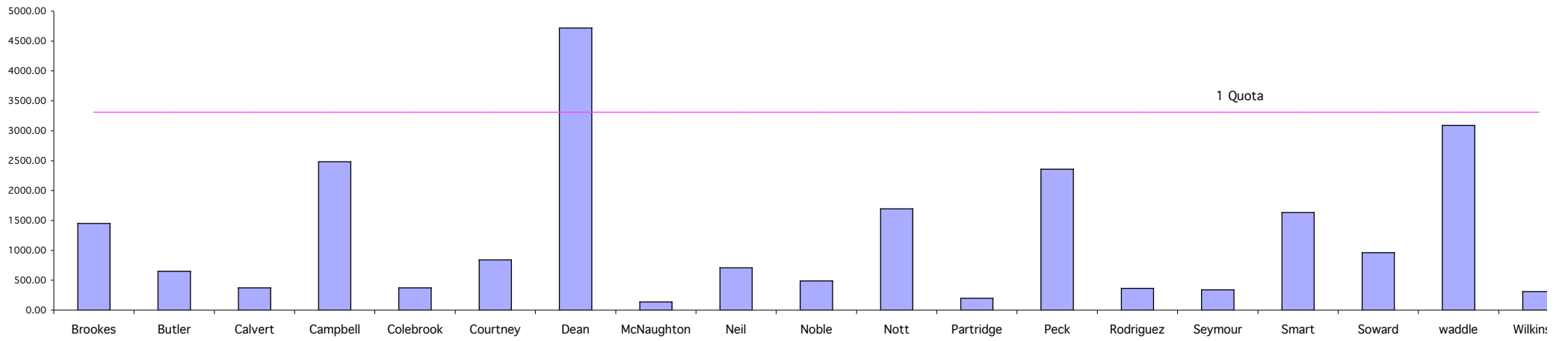
Rejection rate: 1.30%

Informality rate: 2.06%

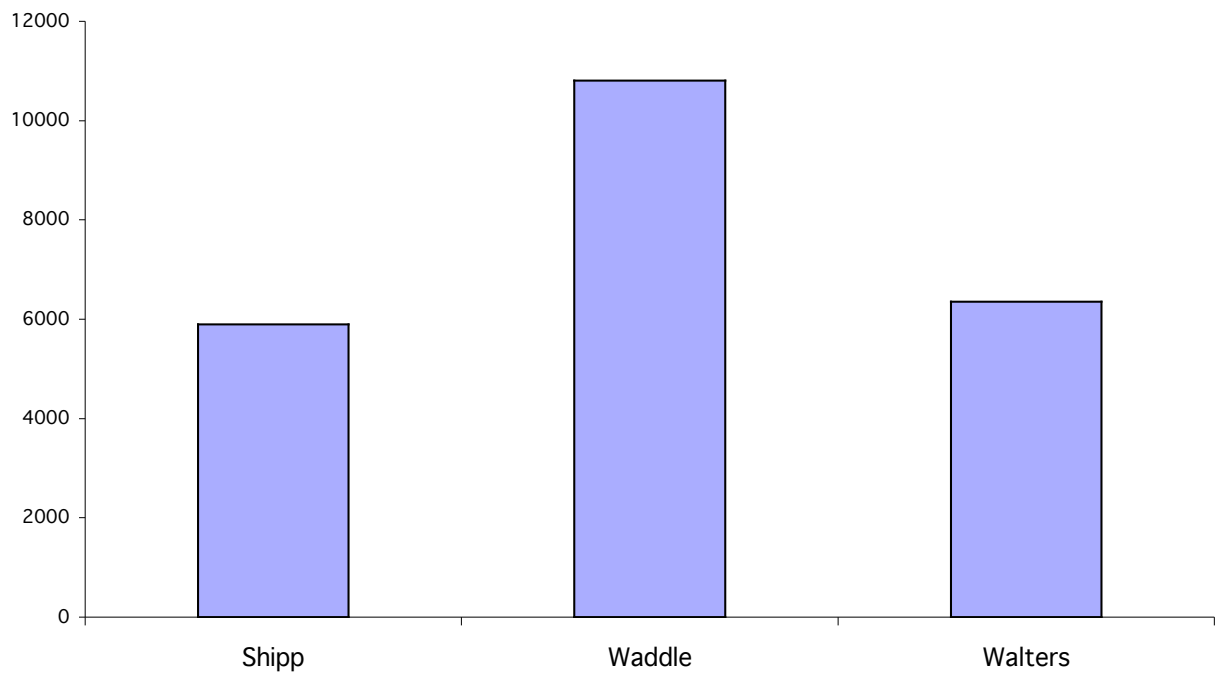
Quota= 3310

| Candidates | | | | | | | | Exhausted | Loss (Gain) by fraction | Total Votes | Remarks |
|------------|---------|-----------|---------|---------|---------|---------|-----------|-----------|----------------------------|-------------|---|
| Partridge | Peck | Rodriguez | Seymour | Smart | Soward | Waddle | Wilkinson | | | | |
| 198.00 | 2356.00 | 364.00 | 338.00 | 1634.00 | 960.00 | 3089.00 | 312.00 | 0.00 | 0.00 | 23167 | DEAN elected 1 |
| 16.10 | 248.17 | 10.73 | 20.28 | 134.22 | 51.00 | 210.88 | 18.79 | 0.00 | 0.10 | | DEAN's surplus distributed |
| 214.10 | 2604.17 | 374.73 | 358.28 | 1768.22 | 1011.00 | 3299.88 | 330.79 | 0.00 | 0.10 | 23167 | McNAUGHTON excluded |
| 3.00 | 5.00 | 5.00 | 5.00 | 8.00 | 6.00 | 18.00 | 10.00 | 0.00 | 0.00 | | McNAUGHTON's votes distributed |
| 217.10 | 2609.17 | 379.73 | 363.28 | 1776.22 | 1017.00 | 3317.88 | 340.79 | 0.00 | 0.10 | 23167 | WADDLE elected 2 , McNAUGHTON partially excluded |
| 1.19 | 2.08 | 0.00 | 0.00 | 1.78 | 0.89 | | 0.00 | 0.00 | 0.07 | | McNAUGHTON's votes distributed |
| 218.29 | 2611.25 | 379.73 | 363.28 | 1778.00 | 1017.89 | 3317.88 | 340.79 | 0.00 | 0.17 | 23167 | McNAUGHTON fully excluded |
| 0.00 | 1.31 | 0.00 | 0.87 | 0.87 | 0.00 | -7.88 | 0.87 | 0.00 | 0.07 | | WADDLE's surplus distributed |
| 218.29 | 2612.56 | 379.73 | 364.15 | 1778.87 | 1017.89 | 3310.00 | 341.66 | 0.00 | 0.24 | 23167 | PARTRIDGE excluded |
| -218.29 | 14.89 | 9.29 | 20.89 | 23.08 | 13.59 | | 5.29 | 0.00 | 0.09 | | PARTRIDGE's votes distributed |
| 0.00 | 2627.45 | 389.02 | 385.04 | 1801.95 | 1031.48 | 3310.00 | 346.95 | 0.00 | 0.33 | 23167 | PARTRIDGE fully excluded, WILKINSON excluded |
| | 19.59 | 13.29 | 20.59 | 26.08 | 41.49 | | -346.95 | 0.00 | 0.07 | | WILKINSON's votes distributed |
| 2647.04 | 402.31 | 405.63 | 1828.03 | 1072.97 | 3310.00 | | 0.00 | 0.00 | 0.40 | 23167 | WILKINSON fully excluded, RODRIGUEZ excluded |
| 29.89 | -402.31 | 11.89 | 52.89 | 18.00 | | | | 0.00 | 0.03 | | RODRIGUEZ's votes distributed |
| 2676.93 | 0.00 | 417.52 | 1880.92 | 1090.97 | 3310.00 | | | 0.00 | 0.43 | 23167 | RODRIGUEZ fully excluded, SEYMOUR excluded |
| 27.28 | | -417.52 | 47.28 | 33.19 | | | | 1.00 | 0.05 | | SEYMOUR's votes distributed |
| 2704.21 | | 0.00 | 1928.20 | 1124.16 | 3310.00 | | | 1.00 | 0.48 | 23167 | SEYMOUR fully excluded, COLEBROOK excluded |
| 22.89 | | | 39.08 | 43.19 | | | | 0.00 | 0.03 | | COLEBROOK's votes distributed |
| 2727.10 | | | 1967.28 | 1167.35 | 3310.00 | | | 1.00 | 0.51 | 23167 | COLEBROOK fully excluded, CALVERT excluded |
| 46.77 | | | 63.98 | 25.08 | | | | 5.00 | 0.02 | | CALVERT's votes distributed |
| 2773.87 | | | 2031.26 | 1192.43 | 3310.00 | | | 6.00 | 0.53 | 23167 | CALVERT fully excluded, NOBLE excluded |
| 59.45 | | | 99.09 | 101.77 | | | | 7.89 | 0.02 | | NOBLE's votes distributed |
| 2833.32 | | | 2130.35 | 1294.20 | 3310.00 | | | 13.89 | 0.55 | 23167 | NOBLE fully excluded, NEIL excluded |
| 116.00 | | | 110.00 | 120.00 | | | | 14.00 | 0.00 | | NEIL's votes distributed |
| 2949.32 | | | 2240.35 | 1414.20 | 3310.00 | | | 27.89 | 0.55 | 23167 | CAMPBELL elected 3 , NEIL partially excluded |
| 9.84 | | | 8.65 | 8.65 | | | | 1.92 | -0.03 | | NEIL's votes distributed |
| 2959.16 | | | 2249.00 | 1422.85 | 3310.00 | | | 29.81 | 0.52 | 23167 | NEIL fully excluded |
| 7.27 | | | 15.16 | 13.34 | | | | 2.42 | 0.05 | | CAMPBELL's surplus distributed |
| 2966.43 | | | 2264.16 | 1436.19 | 3310.00 | | | 32.23 | 0.57 | 23167 | BUTLER excluded |
| 157.07 | | | 424.19 | 143.75 | | | | 67.52 | -0.01 | | BUTLER's votes distributed |
| 3123.50 | | | 2688.35 | 1579.94 | 3310.00 | | | 99.75 | 0.56 | 23167 | BUTLER fully excluded, COURTNEY excluded |
| 260.00 | | | 299.00 | 443.00 | | | | 103.00 | 0.00 | | COURTNEY's votes distributed |
| 3383.50 | | | 2987.35 | 2022.94 | 3310.00 | | | 202.75 | 0.56 | 23167 | PECK elected 4 , COURTNEY partially excluded |
| | | | 33.80 | 30.47 | | | | 13.74 | -0.04 | | COURTNEY's votes distributed |
| 3383.50 | | | 3021.15 | 2053.41 | 3310.00 | | | 216.49 | 0.52 | 23167 | COURTNEY fully excluded |
| -73.50 | | | 17.24 | 13.85 | | | | 10.74 | 0.02 | | PECK's surplus distributed |
| 3310.00 | | | 3038.39 | 2067.26 | 3310.00 | | | 227.23 | 0.54 | 23167 | BROOKES excluded |
| | | | 707.00 | 363.00 | | | | 202.00 | 0.00 | | BROOKES' votes distributed |
| 3310.00 | | | 3745.39 | 2430.26 | 3310.00 | | | 429.23 | 0.54 | 23167 | SMART elected 5 , BROOKES partially excluded |
| | | | | 45.65 | | | | 40.99 | -0.05 | | BROOKES' votes distributed |
| 3310.00 | | | 3745.39 | 2475.91 | 3310.00 | | | 470.22 | 0.49 | 23167 | BROOKES fully excluded |
| | | | -435.39 | 134.25 | | | | 110.23 | 0.01 | | SMART's surplus distributed |
| 3310.00 | | | 3310.00 | 2610.16 | 3310.00 | | | 580.45 | 0.50 | 23167 | NOTT elected 6 |

Launceston City Councillor 2002 First Preferences



Launceston City Deputy Mayor 2002 First Preferences



Mayor— Janie Dickinson Elected unopposed

Launceston City Council

Polling closed at 10am 29th October 2002

Returning Officer: Mr Joseph Brewin

Declarations admitted: 23679

Ballot paper adjustment: 22

Total ballot papers: 23657

Formal votes: 23058

Informal ballot papers: 599

Informality rate: 2.53%

Deputy Mayor

| | | Candidates | | | Exhausted Votes | Total Votes | Absolute Majority | Remarks |
|---------|-------------------|------------|--------|---------|--------------------|----------------|----------------------|-----------------------|
| | | Shipp | Waddle | Walters | | | | |
| Count 1 | Total | 5899 | 10810 | 6349 | 0 | 23058 | 11530 | Shipp excluded |
| Count 2 | Votes transferred | -5899 | 3036 | 2110 | 753 | | | |
| | Progress totals | 0 | 13846 | 8459 | 753 | 23058 | 11153 | Waddle elected |

Launceston City Council - By-election for Mayor

By-election due to the death of Mayor John Lees

20 February 2002

Polling closed at 10 am Tuesday 19 February 2002

Number to be elected : 1

Returning Officer : Mr Bob Batchelor

Electors enrolled : 44 375

Declarations returned : 24 095

Response 54.30%

Declarations rejected : 182

Declarations admitted : 23 913

Rejection rate : 0.76%

Ballot paper adjustment : 12

Total ballot papers : 23 901

Formal votes : 23 764

Informal ballot papers : 137

Informality rate : 0.58%

CANDIDATES

| | | Dickenson | Mckendrick | Peck | Routley | Sands | Smart | Waddle | Exhausted | Absolute Majority | Total Votes | Remarks |
|----------|-------------------|-----------|------------|-----------|-----------|-----------|-----------|-----------|-----------|-------------------|-------------|------------------|
| Count 1 | Total | 6 941.00 | 5261 | 3 668.00 | 1 417.00 | 1 299.00 | 1 733.00 | 3 445.00 | | 11 883.00 | 23 764.00 | Primary Votes |
| Count 2 | Votes transferred | 338.00 | 210.00 | 177.00 | 121.00 | -1 299.00 | 138.00 | 120.00 | 195.00 | | | Sands Excluded |
| | Progress totals | 7 279.00 | 5 471.00 | 3 845.00 | 1 538.00 | 0.00 | 1 871.00 | 3 565.00 | 195.00 | 11 785.00 | 23 764.00 | |
| Count 3 | Votes transferred | 438.00 | 318.00 | 288.00 | -1 538.00 | | 168.00 | 175.00 | 151.00 | | | Routley Excluded |
| | Progress totals | 7 717.00 | 5 789.00 | 4 133.00 | 0.00 | | 2 039.00 | 3 740.00 | 346.00 | 11 710.00 | 23 764.00 | |
| Counts 4 | Votes transferred | 590.00 | 382.00 | 431.00 | | | -2 039.00 | 394.00 | 242.00 | | | Smart Excluded |
| | Progress totals | 8 307.00 | 6 171.00 | 4 564.00 | | | 0.00 | 4 134.00 | 588.00 | 11 589.00 | 23 764.00 | |
| Counts 5 | Votes transferred | 1 204.00 | 908.00 | 1 464.00 | | | | -4 134.00 | 558.00 | | | Waddle Excluded |
| | Progress totals | 9 511.00 | 7 079.00 | 6 028.00 | | | | 0.00 | 741.00 | 11 310.00 | 23 764.00 | |
| Counts 6 | Votes transferred | 1 913.00 | 3 374.00 | -6 028.00 | | | | | 1 887.00 | | | Peck Excluded |

Launceston City Council - By-election for Councillor

By-election due to the death of Councillor (Alderman) John Lees

20 February 2002

Polling closed 10am, Tuesday 19 February 2002

Number to be elected: 1

Returning Officer: Bob Batchelor

Electors enrolled: 44 375

Declarations returned: 24 095

Response rate: 54.3%

Declarations rejected: 182

Declarations admitted: 23 913

Rejection rate: 0.76%

Ballot paper adjustment: 18

Total ballot papers: 23 895

Formal v

Informal

Informal

| | | BYRNE | CAMPBELL | CARR | CORDELL | NEIL | NEWMAN | NOTT | REID | SEYMOUR | SOWARD | WILKINSON | WILSON | WOOD | Exhausted Votes | Total Votes | Absolu Majorit |
|-----------------|-------------------|----------|----------|----------|---------|----------|----------|---------|----------|----------|----------|-----------|----------|----------|--------------------|-------------|-------------------|
| Count 1 | Total | 1294.00 | 3987.00 | 1126.00 | 880.00 | 1219.00 | 1876.00 | 3734.00 | 3554.00 | 970.00 | 1082.00 | 675.00 | 1189.00 | 1601.00 | | 23187.00 | 11594 |
| Count 2 | Votes transferred | 52.00 | 61.00 | 25.00 | 18.00 | 27.00 | 53.00 | 35.00 | 74.00 | 36.00 | 50.00 | -675.00 | 51.00 | 50.00 | 143.00 | | |
| | Progress totals | 1346.00 | 4048.00 | 1151.00 | 898.00 | 1246.00 | 1929.00 | 3769.00 | 3628.00 | 1006.00 | 1132.00 | 0.00 | 1240.00 | 1651.00 | 143.00 | 23187.00 | 11523 |
| Count 3 | Votes transferred | 34.00 | 97.00 | 68.00 | -898.00 | 52.00 | 94.00 | 114.00 | 80.00 | 36.00 | 36.00 | | 78.00 | 28.00 | 181.00 | | |
| | Progress totals | 1380.00 | 4145.00 | 1219.00 | 0.00 | 1298.00 | 2023.00 | 3883.00 | 3708.00 | 1042.00 | 1168.00 | | 1318.00 | 1679.00 | 324.00 | 23187.00 | 11433 |
| Count 4 to 6 | Votes transferred | 76.00 | 145.00 | 70.00 | | 48.00 | 99.00 | 76.00 | 66.00 | -1042.00 | 51.00 | | 80.00 | 95.00 | 236.00 | | |
| | Progress totals | 1456.00 | 4290.00 | 1289.00 | | 1346.00 | 2122.00 | 3959.00 | 3774.00 | 0.00 | 1219.00 | | 1398.00 | 1774.00 | 560.00 | 23187.00 | 11315 |
| Counts 7 to 9 | Votes transferred | 71.00 | 186.00 | 81.00 | | 57.00 | 112.00 | 135.00 | 129.00 | | -1219.00 | | 52.00 | 149.00 | 247.00 | | |
| | Progress totals | 1527.00 | 4476.00 | 1370.00 | | 1403.00 | 2234.00 | 4094.00 | 3903.00 | | 0.00 | | 1450.00 | 1923.00 | 807.00 | 23187.00 | 11191 |
| Counts 10 to 12 | Votes transferred | 122.00 | 155.00 | -1370.00 | | 125.00 | 157.00 | 243.00 | 165.00 | | | | 76.00 | 74.00 | 253.00 | | |
| | Progress totals | 1649.00 | 4631.00 | 0.00 | | 1528.00 | 2391.00 | 4337.00 | 4068.00 | | | | 1526.00 | 1997.00 | 1060.00 | 23187.00 | 11065 |
| Counts 13 to 15 | Votes transferred | 122.00 | 254.00 | | | 103.00 | 202.00 | 193.00 | 221.00 | | | | -1526.00 | 168.00 | 263.00 | | |
| | Progress totals | 1771.00 | 4885.00 | | | 1631.00 | 2593.00 | 4530.00 | 4289.00 | | | | 0.00 | 2165.00 | 1323.00 | 23187.00 | 10933 |
| Count 16 | Votes transferred | 199.00 | 248.00 | | | -1631.00 | 258.00 | 319.00 | 206.00 | | | | | 142.00 | 259.00 | | |
| | Progress totals | 1970.00 | 5133.00 | | | 0.00 | 2851.00 | 4849.00 | 4495.00 | | | | | 2307.00 | 1582.00 | 23187.00 | 10804 |
| Counts 17 to 18 | Votes transferred | -1970.00 | 420.00 | | | | 299.00 | 263.00 | 286.00 | | | | | 381.00 | 321.00 | | |
| | Progress totals | 0.00 | 5553.00 | | | | 3150.00 | 5112.00 | 4781.00 | | | | | 2688.00 | 1903.00 | 23187.00 | 10643 |
| Count 19 | Votes transferred | | 874.00 | | | | 445.00 | 464.00 | 504.00 | | | | | -2688.00 | 401.00 | | |
| | Progress totals | | 6427.00 | | | | 3595.00 | 5576.00 | 5285.00 | | | | | 0.00 | 2304.00 | 23187.00 | 10443 |
| Counts 20 to 23 | Votes transferred | | 1124.00 | | | | -3595.00 | 993.00 | 971.00 | | | | | | 507.00 | | |
| | Progress totals | | 7551.00 | | | | 0.00 | 6569.00 | 6256.00 | | | | | | 2811.00 | 23187.00 | 10183 |
| Counts 24 to 27 | Votes transferred | | 2290.00 | | | | | 2700.00 | -6256.00 | | | | | | 1266.00 | | |



Meander Valley Council 2002 election report

Table of contents

- Local Government Elections in Tasmania
- Report on the 2002 Meander Valley Council Election
- List of Councillors following the 2002 elections
- Councillor results
- Mayor and Deputy Mayor results

Local Government Elections in Tasmania

Every second (even) year elections are held in all 29 councils for the positions of mayor and deputy mayor and half the councillor positions. Where required, by-elections are held concurrently for vacancies that have occurred since the last elections.

The Tasmanian Electoral Office (TEO) supervises the conduct of elections in accordance with the *Local Government Act 1993*. Elections by postal ballot have been held in 1994, 1996, 1999 (deferred from 1998), 2000 and 2002, with the next elections due in October 2004.

Since 2000 mayors and deputy mayors are elected directly by the electors in each municipal area.

Candidate information booklets and complete election results for the state are available from the TEO and are posted on the TEO website www.electoral.tas.gov.au.

2002 Election timetable

| | |
|--|------------------------------------|
| Notice of election published | Saturday 14 September |
| Electoral rolls closed | 6 pm Thursday 19 September |
| Nomination period | 23 September— 12 noon on 2 October |
| Nominations closed | 12 noon Wednesday 2 October |
| Nominations announced & draw for ballot paper positions | 12 noon Thursday 3 October |
| Ballot material delivered to electors | 15–18 October |
| Polling period | 15–29 October |
| Close of poll | 10 am Tuesday 29 October |

Casual vacancies

Casual vacancies are filled by recount where possible, unless the vacancy occurs within 6 months of a forthcoming election. Only unelected candidates from the relevant election may contest a recount. A candidate elected at a recount serves until the next council election. If a recount is not possible, a by-election is held—with the candidate elected to serve for the remainder of the term of office of the original councillor.

Elector polls

A council may hold an elector poll on any issue it determines. It may also be required to hold an elector poll following petitions from electors in accordance with Part 6 of the Act. A council is not bound by the result of an elector poll.

Electoral system

Voting in Tasmanian local government elections is not compulsory.

Elections for councillor positions are conducted using a system modelled on the Hare-Clark method of proportional representation used in Tasmanian House of Assembly elections.

Mayoral and deputy mayoral elections use a preferential system similar to that used for Tasmanian Legislative Council and Federal House of Representatives elections.

Report on the 2002 Meander Valley Council Election

Elections were held for the positions of Mayor and Deputy Mayor for 2 year terms, 4 Councillors for 4 year terms and one by-election for a Councillor for a 2 year term.

12 791 Meander Valley electors were enrolled for the 2002 elections, comprising 12 658 (98.96%) from the State House of Assembly roll and 133 (1.04%) from the General Manager's roll.

59.92% of Meander Valley electors returned their ballot papers in comparison with 57.48% statewide.

Candidates at the 2002 elections

| Mayor | | Councillors | |
|-----------------|-----------|---------------------|--------------------|
| DORNAUF, Jenny | Moltema | BARTLETT, Sylvia | Deloraine |
| RICHARDSON, Bob | Westbury | ★ DORNAUF, Jenny* | Moltema |
| ★ SHELTON, Mark | Bracknell | EARLEY, Bill | Deloraine |
| | | ★ FELLOWS, Geoff | Westbury |
| | | ★ FERGUSON, Michael | Blackstone Heights |
| | | FLEMING, Peter | Hadspen |
| | | FLOWERS, Ron | Elizabeth Town |
| | | HAYWARD, Lynn | Weegenia |
| | | ★ JONES, Lester | Deloraine |
| | | OLIVER, Andy | Westbury |
| | | ★ SHELTON, Mark* | Bracknell |
| | | TEMPLE, John | Hadspen |
| | | WEST, Syd | Westbury |

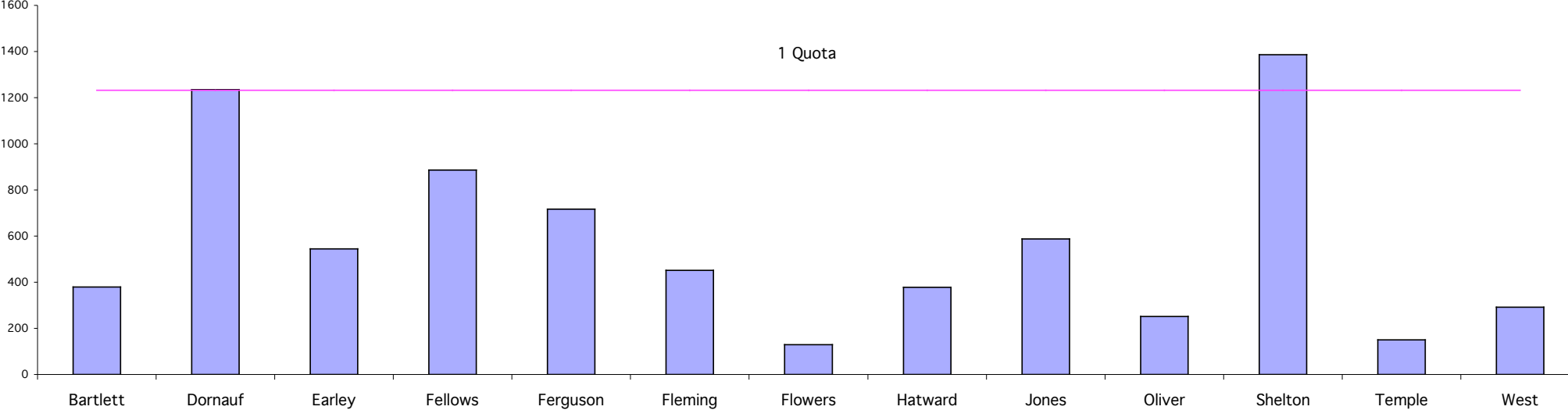
| | |
|---------------------|---------------|
| Deputy Mayor | |
| ★ JOHNSTONE, Ray* | Prospect Vale |
| WEST, Syd | Westbury |

★ denotes elected candidate
* denotes seeking re-election

Meander Valley Councillors following the 2002 elections

| Mayor | 9 Councillors | |
|-----------------------|-----------------------|-----------------------|
| <i>term ends 2004</i> | <i>term ends 2006</i> | <i>term ends 2004</i> |
| SHELTON Mark | SHELTON Mark | LOONE Bob |
| Deputy Mayor | DORNAUF Jenny | FROST Pat |
| <i>term ends 2004</i> | FELLOWS Geoff | JOHNSTONE Ray |
| JOHNSTONE Ray | FERGUSON Michael | RICHARDSON Bob |
| | | JONES Lester |

Meander Valley Councillor 2002 First Preferences



Meander Valley Council

Polling closed at 10am 29 October 2002

Number to be elected: 5

Returning Officer: Mr Davin Foulkes

Electors enrolled: 12791

Declarations returned: 7665

Response: 59.92%

Declarations rejected: 129

Declarations admitted: 7536

Rejection rate: 1.68%

Ballot paper adjustment: 4

Total ballot papers: 7532

Formal Votes: 7387

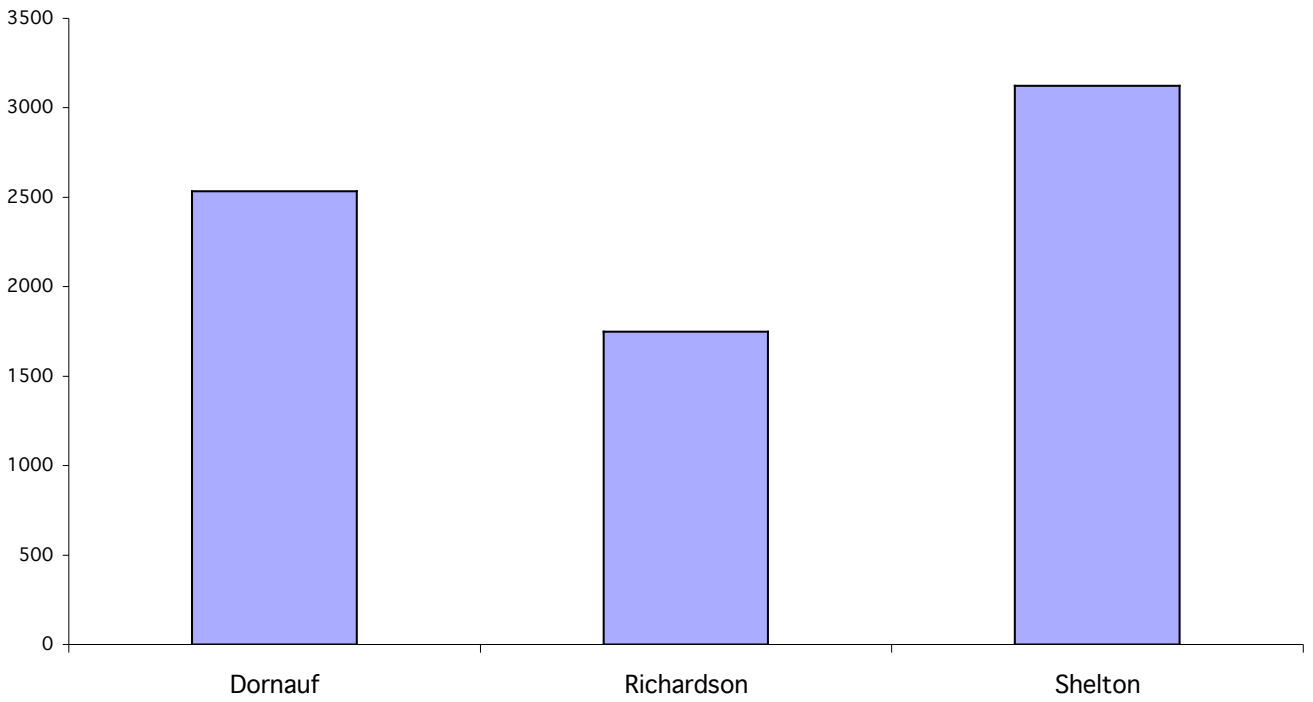
Informal ballot papers: 145

Informality rate: 1.93%

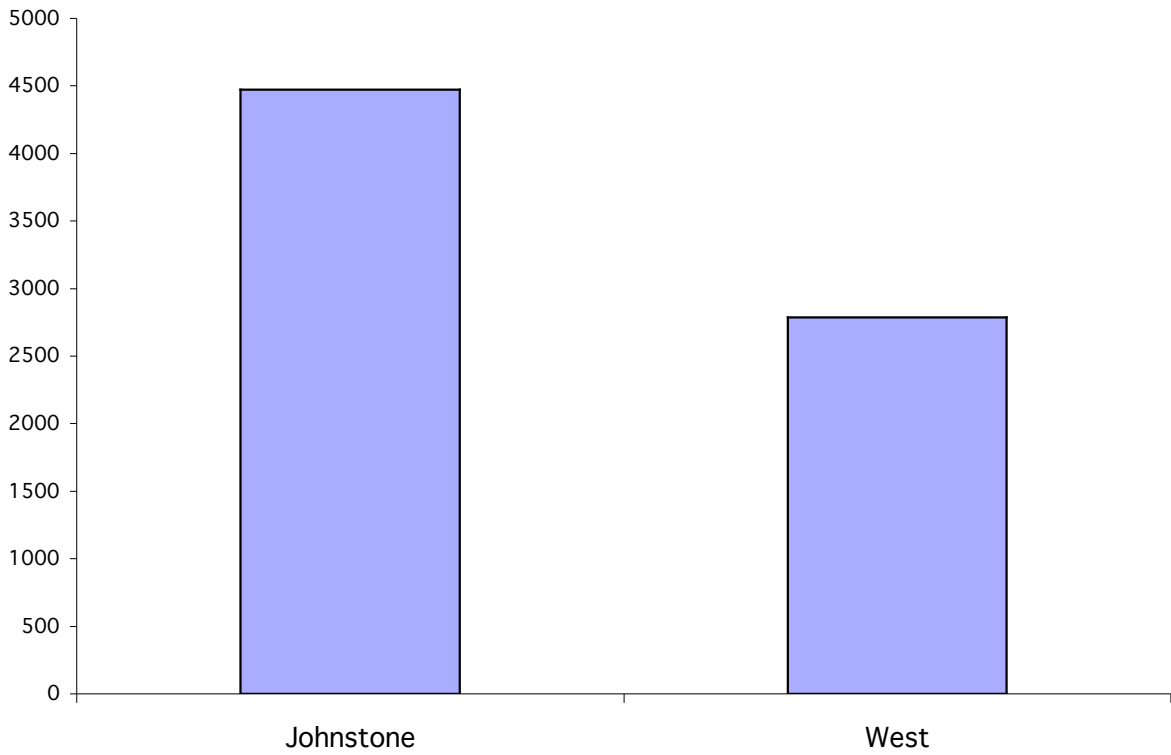
Quota= 1232

| | | Candidates | | | | | | | | | | | | Exhausted | Loss (Gain) by fraction | Total Votes | Remarks | |
|----------------|-------------------|------------|---------|---------|---------|----------|---------|---------|---------|---------|---------|---------|---------|-----------|----------------------------|-------------|--|---|
| | | Bartlett | Dornauf | Earley | Fellows | Ferguson | Fleming | Flowers | Hayward | Jones | Oliver | Shelton | Temple | West | | | | |
| Count 1 | Total | 379.00 | 1235.00 | 545.00 | 886.00 | 717.00 | 452.00 | 129.00 | 378.00 | 588.00 | 251.00 | 1386.00 | 150.00 | 291.00 | 0.00 | 0.00 | 7387 | Shelton elected 1, Dornauf elected 2 |
| Count 2 | Votes transferred | 10.66 | | 26.66 | 29.44 | 18.88 | 8.99 | 4.22 | 5.99 | 8.88 | 11.44 | -154.00 | 5.33 | 23.44 | 0.00 | 0.07 | | Shelton's surplus distributed |
| Count 3 | Progress totals | 389.66 | 1235.00 | 571.66 | 915.44 | 735.88 | 460.99 | 133.22 | 383.99 | 596.88 | 262.44 | 1232.00 | 155.33 | 314.44 | 0.00 | 0.07 | 7387 | |
| | Votes transferred | 0.53 | -3.00 | 0.54 | 0.36 | 0.26 | 0.07 | 0.09 | 0.18 | 0.36 | 0.17 | | 0.08 | 0.31 | 0.00 | 0.05 | | Dornauf's surplus distributed |
| Count 4 to 6 | Progress totals | 390.19 | 1232.00 | 572.20 | 915.80 | 736.14 | 461.06 | 133.31 | 384.17 | 597.24 | 262.61 | 1232.00 | 155.41 | 314.75 | 0.00 | 0.12 | 7387 | Flowers excluded |
| | Votes transferred | 14.12 | | 25.34 | 19.99 | 4.11 | 10.56 | -133.31 | 11.22 | 13.34 | 19.22 | | 5.44 | 9.88 | 0.00 | 0.09 | | Flowers' votes distributed |
| Count 7 to 9 | Progress totals | 404.31 | 1232.00 | 597.54 | 935.79 | 740.25 | 471.62 | 0.00 | 395.39 | 610.58 | 281.83 | 1232.00 | 160.85 | 324.63 | 0.00 | 0.21 | 7387 | Flowers fully excluded, Temple excluded |
| | Votes transferred | 10.22 | | 7.33 | 31.66 | 20.33 | 36.00 | | 9.88 | 9.66 | 23.89 | | -160.85 | 11.78 | 0.00 | 0.10 | | Temple's votes distributed |
| Count 10 to 12 | Progress totals | 414.53 | 1232.00 | 604.87 | 967.45 | 760.58 | 507.62 | | 405.27 | 620.24 | 305.72 | 1232.00 | 0.00 | 336.41 | 0.00 | 0.31 | 7387 | Temple fully excluded, Oliver excluded |
| | Votes transferred | 33.36 | | 35.57 | 56.47 | 42.35 | 25.56 | | 27.34 | 46.00 | -305.72 | | | 39.01 | 0.00 | 0.06 | | Oliver's votes distributed |
| Count 13 to 15 | Progress totals | 447.89 | 1232.00 | 640.44 | 1023.92 | 802.93 | 533.18 | | 432.61 | 666.24 | 0.00 | 1232.00 | | 375.42 | 0.00 | 0.37 | 7387 | Oliver fully excluded, West excluded |
| | Votes transferred | 38.95 | | 57.39 | 135.30 | 35.14 | 34.13 | | 33.02 | 35.25 | | | | -375.42 | 6.22 | 0.02 | | West's votes distributed |
| Count 16 to 18 | Progress totals | 486.84 | 1232.00 | 697.83 | 1159.22 | 838.07 | 567.31 | | 465.63 | 701.49 | | 1232.00 | | 0.00 | 6.22 | 0.39 | 7387 | West fully excluded, Hayward excluded |
| | Votes transferred | 102.24 | | 29.23 | 37.45 | 69.46 | 40.68 | | -465.63 | 179.90 | | | | | 6.66 | 0.01 | | Hayward's votes distributed |
| Count 19 | Progress totals | 589.08 | 1232.00 | 727.06 | 1196.67 | 907.53 | 607.99 | | 0.00 | 881.39 | | 1232.00 | | 12.88 | 0.40 | 7387 | Hayward fully excluded, Bartlett excluded | |
| | Votes transferred | -571.00 | | 202.00 | 94.00 | 62.00 | 43.00 | | | 152.00 | | | | 18.00 | 0.00 | | | Bartlett's votes distributed |
| Count 20 to 21 | Progress totals | 18.08 | 1232.00 | 929.06 | 1290.67 | 969.53 | 650.99 | | | 1033.39 | | 1232.00 | | 30.88 | 0.40 | 7387 | Fellows elected 3 , Bartlett partially excluded | |
| | Votes transferred | -18.08 | | 6.40 | | 2.90 | 2.21 | | | 4.08 | | | | 2.50 | -0.01 | | | Bartlett's votes distributed |
| Count 22 | Progress totals | 0.00 | 1232.00 | 935.46 | 1290.67 | 972.43 | 653.20 | | | 1037.47 | | 1232.00 | | 33.38 | 0.39 | 7387 | Bartlett fully excluded | |
| | Votes transferred | | | 19.97 | -58.67 | 8.11 | 4.99 | | | 18.72 | | | | 6.86 | 0.02 | | | Fellows' surplus distributed |
| Count 23 to 25 | Progress totals | | 1232.00 | 955.43 | 1232.00 | 980.54 | 658.19 | | | 1056.19 | | 1232.00 | | 40.24 | 0.41 | 7387 | Fleming excluded | |
| | Votes transferred | | | 159.75 | | 252.31 | -657.95 | | | 157.68 | | | | 88.22 | -0.01 | | | Fleming's votes distributed |
| Count 26 | Progress totals | | 1232.00 | 1115.18 | 1232.00 | 1232.85 | 0.24 | | | 1213.87 | | 1232.00 | | 128.46 | 0.40 | 7387 | Ferguson elected 4 , Fleming partially excluded | |
| | Votes transferred | | | 0.08 | | | -0.24 | | | 0.14 | | | | 0.03 | -0.01 | | | Fleming's votes distributed |
| Count 27 | Progress totals | | 1232.00 | 1115.26 | 1232.00 | 1232.85 | 0.00 | | | 1214.01 | | 1232.00 | | 128.49 | 0.39 | 7387 | Fleming fully excluded | |
| | Votes transferred | | | 0.34 | | -0.85 | | | | 0.22 | | | | 0.27 | 0.02 | | | Ferguson's surplus distributed |
| Count 28 | Progress totals | | 1232.00 | 1115.60 | 1232.00 | 1232.00 | | | | 1214.23 | | 1232.00 | | 128.76 | 0.41 | 7387 | Earley excluded, Jones elected 5 | |

Meander Valley Mayor 2002 First Preferences



Meander Valley Deputy Mayor 2002 First Preferences



Meander Valley Council

Polling closed at 10am 29th October 2002

Returning Officer: Mr Davin Foulkes

Declarations admitted: 7536

Ballot paper adjustment: 4

Total ballot papers: 7532

Formal votes: 7407

Informal ballot papers: 125

Informality rate: 1.66%

Mayor

| | | Candidates | | | Exhausted Votes | Total Votes | Absolute Majority | Remarks |
|---------|-------------------|------------|------------|---------|--------------------|----------------|-----------------------------|---------|
| | | Dornauf | Richardson | Shelton | | | | |
| Count 1 | Total | 2535 | 1750 | 3122 | 0 | 7407 | 3704 Richardson excluded | |
| Count 2 | Votes transferred | 508 | -1750 | 939 | 303 | | | |
| Count 3 | Progress total | 3043 | 0 | 4061 | 303 | 7407 | 3553 Shelton elected | |

Meander Valley Council

Polling closed at 10am 29th October 2002

Returning Officer: Mr Davin Foulkes

Declarations admitted: 7536

Ballot paper adjustment: 4

Total ballot papers: 7532

Formal votes: 7259

Informal ballot papers: 273

Informality rate: 3.62%

Deputy Mayor

| | | Candidates | | Exhausted Votes | Total Votes | Absolute Majority | Remarks |
|---------|-------|------------|------|--------------------|----------------|----------------------|--------------------------|
| | | Johnstone | West | | | | |
| Count 1 | Total | 4472 | 2787 | 0 | 7259 | 3630 | Johnstone elected |



Northern Midlands Council

2002 election report

Table of contents

- Local Government Elections in Tasmania
- Report on the 2002 Northern Midlands Council Election
- List of Councillors following the 2002 elections
- Councillor results
- Deputy Mayor result

Local Government Elections in Tasmania

Every second (even) year elections are held in all 29 councils for the positions of mayor and deputy mayor and half the councillor positions. Where required, by-elections are held concurrently for vacancies that have occurred since the last elections.

The Tasmanian Electoral Office (TEO) supervises the conduct of elections in accordance with the *Local Government Act 1993*. Elections by postal ballot have been held in 1994, 1996, 1999 (deferred from 1998), 2000 and 2002, with the next elections due in October 2004.

Since 2000 mayors and deputy mayors are elected directly by the electors in each municipal area.

Candidate information booklets and complete election results for the state are available from the TEO and are posted on the TEO website www.electoral.tas.gov.au.

2002 Election timetable

| | |
|--|------------------------------------|
| Notice of election published | Saturday 14 September |
| Electoral rolls closed | 6 pm Thursday 19 September |
| Nomination period | 23 September— 12 noon on 2 October |
| Nominations closed | 12 noon Wednesday 2 October |
| Nominations announced & draw for ballot paper positions | 12 noon Thursday 3 October |
| Ballot material delivered to electors | 15–18 October |
| Polling period | 15–29 October |
| Close of poll | 10 am Tuesday 29 October |

Casual vacancies

Casual vacancies are filled by recount where possible, unless the vacancy occurs within 6 months of a forthcoming election. Only unelected candidates from the relevant election may contest a recount. A candidate elected at a recount serves until the next council election. If a recount is not possible, a by-election is held—with the candidate elected to serve for the remainder of the term of office of the original councillor.

Elector polls

A council may hold an elector poll on any issue it determines. It may also be required to hold an elector poll following petitions from electors in accordance with Part 6 of the Act. A council is not bound by the result of an elector poll.

Electoral system

Voting in Tasmanian local government elections is not compulsory.

Elections for councillor positions are conducted using a system modelled on the Hare-Clark method of proportional representation used in Tasmanian House of Assembly elections.

Mayoral and deputy mayoral elections use a preferential system similar to that used for Tasmanian Legislative Council and Federal House of Representatives elections.

Report on the 2002 Northern Midlands Council Election

Elections were held for the positions of Mayor and Deputy Mayor for 2 year terms, 4 Councillors for 4 year terms, and a by-election for a Councillor for a 2 year term.

8 654 Northern Midlands electors were enrolled for the 2002 elections, comprising 8 524 (98.50%) from the State House of Assembly roll and 130 (1.50%) from the General Manager's roll.

65.18% of Northern Midlands electors returned their ballot papers in comparison with 57.48% statewide.

Candidates at the 2002 elections

| Mayor | | Councillors | |
|---------------|----------|---------------------|-------------|
| ★ POLLEY, Kim | Longford | ★ ANDERSON, Russell | Cressy |
| | | BOVILLE, John | Cressy |
| | | ★ CARINS, Jeff | Longford |
| | | CASSIDY, Karen | Cressy |
| | | ★ DOWLING, Tru | Ross |
| | | GONINON, Ian | Devon Hills |
| | | GOSS, Richard | Longford |
| | | GREGOR, Rob | Devon Hills |
| | | ★ McSHANE, Don* | Perth |
| | | MITCHELL, Leonie | Perth |
| | | ★ POLLEY, Kim* | Longford |

Deputy Mayor

BARNES, Marie Perth
★ McSHANE, Don* Perth

★ denotes elected candidate
* denotes seeking re-election

Northern Midlands Councillors following the 2002 elections

Mayor

term ends 2004
POLLEY Kim

Deputy Mayor

term ends 2004
McSHANE Don

9 Councillors

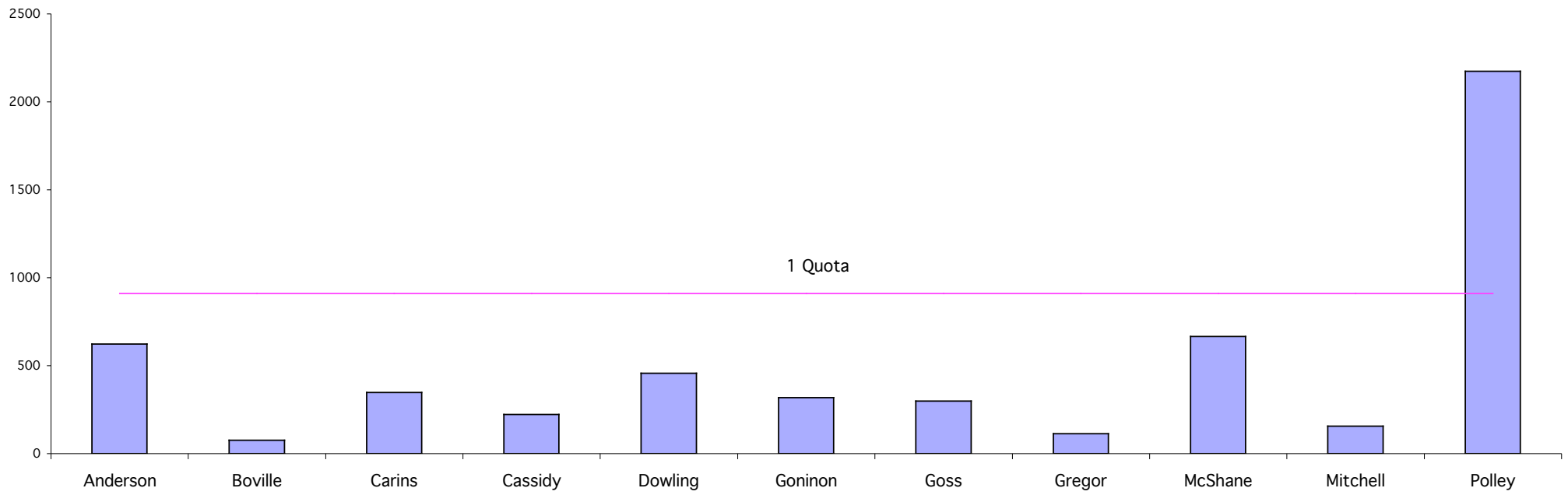
term ends 2006

POLLEY Kim
McSHANE Don
ANDERSON Russell
DOWLING Tru

term ends 2004

DOWNIE David J
CHUGG David
BARNES Marie
PITT Len
CARINS Jeff

Northern Midlands Councillor 2002 First Preferences



Northern Midlands Council

Polling closed at 10am 29 October 2002

Number to be elected: 5

Returning Officer: Mr Davin Foulkes

Electors enrolled: 8654

Declarations returned: 5641

Response: 65.18%

Declarations rejected: 92

Declarations admitted: 5549

Rejection rate: 1.63%

Ballot paper adjustment: 3

Total ballot papers: 5546

Formal Votes: 5455

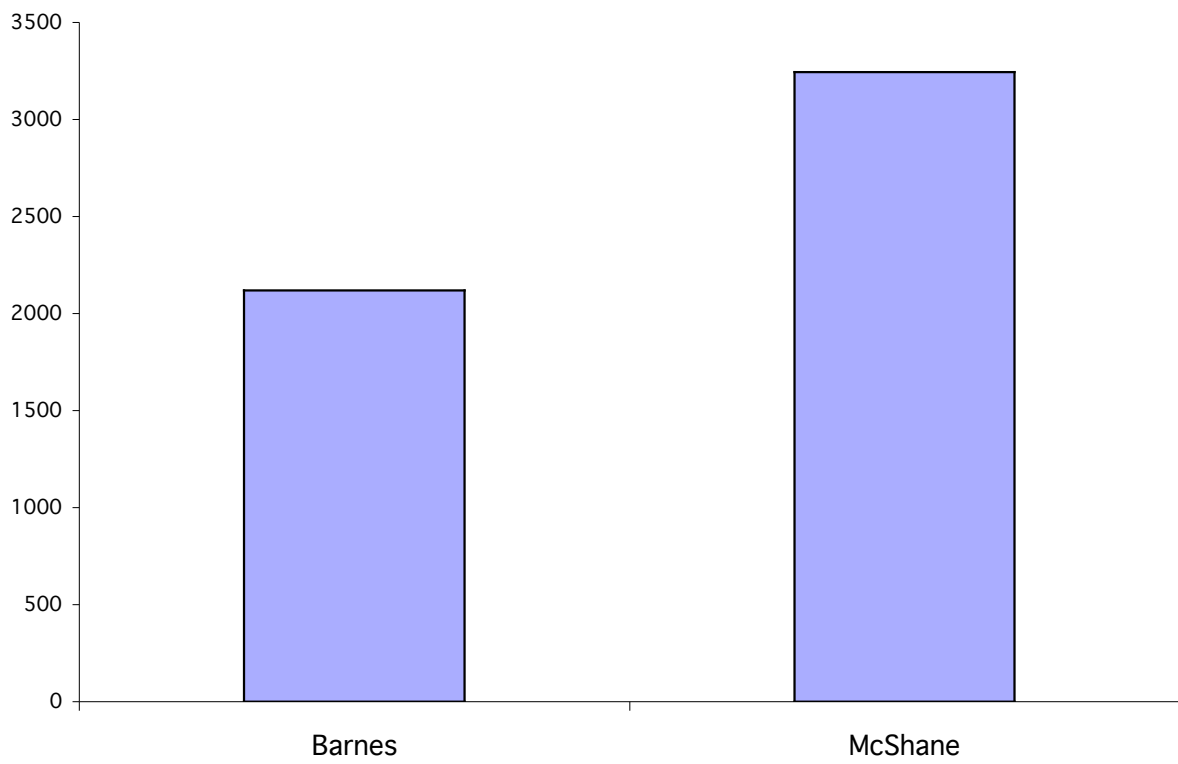
Informal ballot papers: 91

Informality rate: 1.64%

Quota= 910

| | | Candidates | | | | | | | | | | | Exhausted | Loss (Gain) by fraction | Total Votes | Remarks |
|----------------|-------------------|------------|---------|--------|---------|---------|---------|--------|---------|---------|----------|----------|-----------|----------------------------|-------------|---|
| | | Anderson | Boville | Carins | Cassidy | Dowling | Goninon | Goss | Gregor | McShane | Mitchell | Polley | | | | |
| Count 1 | Total | 623.00 | 77.00 | 348.00 | 223.00 | 458.00 | 319.00 | 298.00 | 113.00 | 666.00 | 156.00 | 2174.00 | 0.00 | 0.00 | 5455 | Polley elected 1 |
| Count 2 | Votes transferred | 202.33 | 26.74 | 113.37 | 58.72 | 78.49 | 84.30 | 91.86 | 36.04 | 507.57 | 64.53 | -1264.00 | 0.00 | 0.05 | | Polley's surplus distributed |
| | Progress totals | 825.33 | 103.74 | 461.37 | 281.72 | 536.49 | 403.30 | 389.86 | 149.04 | 1173.57 | 220.53 | 910.00 | 0.00 | 0.05 | 5455 | McShane elected 2 |
| Count 3 | Votes transferred | 66.72 | 6.03 | 38.64 | 17.20 | 33.21 | 35.32 | 32.00 | 12.07 | -263.57 | 22.34 | | 0.00 | 0.04 | | McShane's surplus distributed |
| | Progress totals | 892.05 | 109.77 | 500.01 | 298.92 | 569.70 | 438.62 | 421.86 | 161.11 | 910.00 | 242.87 | 910.00 | 0.00 | 0.09 | 5455 | Boville excluded |
| Count 4 to 6 | Votes transferred | 16.38 | -109.77 | 19.73 | 14.20 | 12.08 | 14.80 | 14.95 | 10.22 | | 7.34 | | 0.00 | 0.07 | | Boville's votes distributed |
| | Progress totals | 908.43 | 0.00 | 519.74 | 313.12 | 581.78 | 453.42 | 436.81 | 171.33 | 910.00 | 250.21 | 910.00 | 0.00 | 0.16 | 5455 | Boville fully excluded, Gregor excluded |
| Count 7 | Votes transferred | 14.00 | | 7.00 | 50.00 | 10.00 | 11.00 | 17.00 | -120.00 | | 11.00 | | 0.00 | 0.00 | | Gregor's votes distributed |
| | Progress totals | 922.43 | | 526.74 | 363.12 | 591.78 | 464.42 | 453.81 | 51.33 | 910.00 | 261.21 | 910.00 | 0.00 | 0.16 | 5455 | Anderson elected 3 , Gregor partially excluded |
| Count 8 to 9 | Votes transferred | | | 12.10 | 12.57 | 2.92 | 9.36 | 8.78 | -51.33 | | 5.26 | | 0.30 | 0.04 | | Gregor's votes distributed |
| | Progress totals | 922.43 | | 538.84 | 375.69 | 594.70 | 473.78 | 462.59 | 0.00 | 910.00 | 266.47 | 910.00 | 0.30 | 0.20 | 5455 | Gregor fully excluded |
| Count 10 | Votes transferred | -12.43 | | 4.43 | 4.43 | 1.77 | 0.88 | 0.00 | | | 0.88 | | 0.00 | 0.04 | | Anderson's surplus distributed |
| | Progress totals | 910.00 | | 543.27 | 380.12 | 596.47 | 474.66 | 462.59 | | 910.00 | 267.35 | 910.00 | 0.30 | 0.24 | 5455 | Mitchell excluded |
| Count 11 to 14 | Votes transferred | | | 52.05 | 81.17 | 29.20 | 49.71 | 48.98 | | | -267.35 | | 6.22 | 0.02 | | Mitchell's votes distributed |
| | Progress totals | 910.00 | | 595.32 | 461.29 | 625.67 | 524.37 | 511.57 | | 910.00 | 0.00 | 910.00 | 6.52 | 0.26 | 5455 | Mitchell fully excluded, Cassidy excluded |
| Count 15 to 18 | Votes transferred | | | 87.14 | -461.29 | 169.63 | 74.88 | 106.06 | | | | | 23.56 | 0.02 | | Cassidy's votes distributed |
| | Progress totals | 910.00 | | 682.46 | 0.00 | 795.30 | 599.25 | 617.63 | | 910.00 | | 910.00 | 30.08 | 0.28 | 5455 | Cassidy fully excluded, Goninon excluded |
| Count 19 | Votes transferred | | | 157.00 | | 140.00 | -435.00 | 113.00 | | | | | 25.00 | 0.00 | | Goninon's votes distributed |
| | Progress totals | 910.00 | | 839.46 | | 935.30 | 164.25 | 730.63 | | 910.00 | | 910.00 | 55.08 | 0.28 | 5455 | Dowling elected 4 , Goninon partially excluded |
| Count 20 to 22 | Votes transferred | | | 87.28 | | | -164.25 | 60.51 | | | | | 16.47 | -0.01 | | Goninon's votes distributed |
| Count 23 | Progress totals | 910.00 | | 926.74 | | 935.30 | | 791.14 | | 910.00 | | 910.00 | 71.55 | 0.27 | 5455 | Carins elected 5 |

Northern Midlands Deputy Mayor 2002 First Preferences



Mayor— Kim Polley Elected unopposed

Northern Midlands Council

Polling closed at 10am 29th October 2002

Returning Officer: Mr Davin Foulkes

Declarations admitted: 5549

Ballot paper adjustment: 4

Total ballot papers: 5545

Formal votes: 5363

Informal ballot papers: 182

Informality rate: 3.28%

Deputy Mayor

| | | Candidates | | Exhausted Votes | Total Votes | Absolute Majority | Remarks |
|---------|-------|------------|---------|--------------------|-------------|----------------------|------------------------|
| | | Barnes | McShane | | | | |
| Count 1 | Total | 2120 | 3243 | 0 | 5363 | 2682 | McShane elected |



Sorell Council

2002 election report

Table of contents

- Local Government Elections in Tasmania
- Report on the 2002 Sorell Council Election
- List of Councillors following the 2002 elections
- Councillor results
- Mayor and Deputy Mayor results

Local Government Elections in Tasmania

Every second (even) year elections are held in all 29 councils for the positions of mayor and deputy mayor and half the councillor positions. Where required, by-elections are held concurrently for vacancies that have occurred since the last elections.

The Tasmanian Electoral Office (TEO) supervises the conduct of elections in accordance with the *Local Government Act 1993*. Elections by postal ballot have been held in 1994, 1996, 1999 (deferred from 1998), 2000 and 2002, with the next elections due in October 2004.

Since 2000 mayors and deputy mayors are elected directly by the electors in each municipal area.

Candidate information booklets and complete election results for the state are available from the TEO and are posted on the TEO website www.electoral.tas.gov.au.

2002 Election timetable

| | |
|--|------------------------------------|
| Notice of election published | Saturday 14 September |
| Electoral rolls closed | 6 pm Thursday 19 September |
| Nomination period | 23 September— 12 noon on 2 October |
| Nominations closed | 12 noon Wednesday 2 October |
| Nominations announced & draw for ballot paper positions | 12 noon Thursday 3 October |
| Ballot material delivered to electors | 15–18 October |
| Polling period | 15–29 October |
| Close of poll | 10 am Tuesday 29 October |

Casual vacancies

Casual vacancies are filled by recount where possible, unless the vacancy occurs within 6 months of a forthcoming election. Only unelected candidates from the relevant election may contest a recount. A candidate elected at a recount serves until the next council election. If a recount is not possible, a by-election is held—with the candidate elected to serve for the remainder of the term of office of the original councillor.

Elector polls

A council may hold an elector poll on any issue it determines. It may also be required to hold an elector poll following petitions from electors in accordance with Part 6 of the Act. A council is not bound by the result of an elector poll.

Electoral system

Voting in Tasmanian local government elections is not compulsory.

Elections for councillor positions are conducted using a system modelled on the Hare-Clark method of proportional representation used in Tasmanian House of Assembly elections.

Mayoral and deputy mayoral elections use a preferential system similar to that used for Tasmanian Legislative Council and Federal House of Representatives elections.

Report on the 2002 Sorell Council Election

Elections were held for the positions of Mayor and Deputy Mayor for 2 year terms and 5 Councillors for 4 year terms.

8 052 Sorell electors were enrolled for the 2002 elections, comprising 7 783 (96.66%) from the State House of Assembly roll and 269 (3.34%) from the General Manager's roll.

58.51% of Sorell electors returned their ballot papers in comparison with 57.48% statewide.

Candidates at the 2002 elections

| Mayor | | Councillors | |
|-------------------------|--------------|-------------------------|---------------|
| DEGRASSI, Kerry | Dodges Ferry | BLOM, Ian | Carlton Beach |
| THE DUKE OF AVRAM, John | Sorell | ★ CURTAIN, Barry | Sorell |
| ★ TORENIUS, Carmel* | Lewisham | DAVIS, Anthony David | Sorell |
| | | DEAN, Bryan* | Midway Point |
| | | DUNBABIN, James F | Bream Creek |
| | | ★ EVANS, Graeme* | Sorell |
| | | LEACH, Rob | Dodges Ferry |
| | | ★ McDERMOTT, Tony* | Sorell |
| | | MEAD, Stan (Junior) | Dodges Ferry |
| | | PIGDEN, Denis | Forcett |
| | | ★ PRIOR, Sharon | Dodges Ferry |
| | | ROWLANDS, Debbie | Forcett |
| | | THE DUKE OF AVRAM, John | Sorell |
| | | ★ WARD, Keith* | Dunalley |

Deputy Mayor

| | |
|------------------|--------|
| ★ EVANS, Graeme* | Sorell |
| McDERMOTT, Tony | Sorell |

- ★ denotes elected candidate
- * denotes seeking re-election

Sorell Councillors following the 2000 elections

Mayor

term ends 2004
TORENIUS Carmel

Deputy Mayor

term ends 2004
EVANS Graeme

9 Councillors

term ends 2006
EVANS Graeme
CURTAIN Barry
McDERMOTT Tony
PRIOR Sharon
WARD Keith

term ends 2004
TORENIUS Carmel
DEGRASSI Kerry
RHEINBERGER Jack
PURDON Mike

Sorell Council

Polling closed at 10am 29th October 2002

Number to be elected: 5

Returning Officer: Mr Peter Weldon

Electors enrolled: 8052

Declarations returned: 4711

Response: 58.51%

| | | Candidates | | | | | | | | |
|----------------|-------------------|------------|---------|---------|---------|----------|--------|---------|-----------|---------|
| | | Blom | Curtain | Davis | Dean | Dunbabin | Evans | Leach | McDermott | Mead |
| Count 1 | Total | 135.00 | 509.00 | 214.00 | 278.00 | 284.00 | 830.00 | 132.00 | 490.00 | 102.00 |
| Count 2 | Votes Transferred | 1.97 | 8.65 | 5.69 | 5.38 | 5.84 | -63.00 | 2.12 | 15.56 | 3.41 |
| Count 3 to 4 | Progress totals | 136.97 | 517.65 | 219.69 | 283.38 | 289.84 | 767.00 | 134.12 | 505.56 | 105.41 |
| | Votes Transferred | 6.15 | 9.45 | 9.15 | 6.45 | 12.68 | | 3.00 | 13.68 | -105.41 |
| Count 5 to 6 | Progress totals | 143.12 | 527.10 | 228.84 | 289.83 | 302.52 | 767.00 | 137.12 | 519.24 | 0.00 |
| | Votes Transferred | 2.15 | 17.15 | 12.30 | 12.60 | 5.07 | | 6.07 | 24.15 | |
| Count 7 to 8 | Progress totals | 145.27 | 544.25 | 241.14 | 302.43 | 307.59 | 767.00 | 143.19 | 543.39 | |
| | Votes Transferred | 10.07 | 17.22 | 15.22 | 11.15 | 10.15 | | -143.19 | 16.22 | |
| Count 9 to 10 | Progress totals | 155.34 | 561.47 | 256.36 | 313.58 | 317.74 | 767.00 | 0.00 | 559.61 | |
| | Votes Transferred | -155.34 | 22.60 | 15.00 | 13.22 | 23.30 | | | 15.53 | |
| Count 11 to 12 | Progress totals | 0.00 | 584.01 | 271.36 | 326.80 | 341.04 | 767.00 | | 575.14 | |
| | Votes Transferred | | 57.83 | -271.36 | 43.98 | 46.44 | | | 33.44 | |
| Count 13 to 14 | Progress totals | | 641.90 | 0.00 | 370.78 | 387.48 | 767.00 | | 608.58 | |
| | Votes Transferred | | 94.59 | | -370.78 | 60.04 | | | 76.74 | |
| Count 15 | Progress totals | | 736.49 | | 0.00 | 447.52 | 767.00 | | 685.32 | |
| | Votes Transferred | | 73.00 | | | 65.00 | | | 69.00 | |
| Count 16 | Progress totals | | 809.49 | | | 512.52 | 767.00 | | 754.32 | |
| | Votes Transferred | | | | | 0.98 | | | 0.83 | |
| Count 17 | Progress totals | | 809.49 | | | 513.50 | 767.00 | | 755.15 | |
| | Votes Transferred | | -42.49 | | | 9.89 | | | 12.22 | |
| Count 18 | Progress totals | | 767.00 | | | 523.39 | 767.00 | | 767.37 | |
| | Votes Transferred | | | | | 0.12 | | | -0.37 | |
| Count 19 | Progress totals | | 767.00 | | | 523.51 | 767.00 | | 767.00 | |
| | Votes Transferred | | | | | 137.00 | | | | |
| Count 20 to 22 | Progress totals | | 767.00 | | | 660.51 | 767.00 | | 767.00 | |
| | Votes Transferred | | | | | 2.52 | | | | |
| Count 23 | Progress totals | | 767.00 | | | 663.03 | 767.00 | | 767.00 | |
| | Votes Transferred | | | | | 14.32 | | | | |
| Count 24 | Progress totals | | 767.00 | | | 677.35 | 767.00 | | 767.00 | |

Declarations rejected: 35
 Declarations admitted: 4676
 Rejection rate: 0.74%

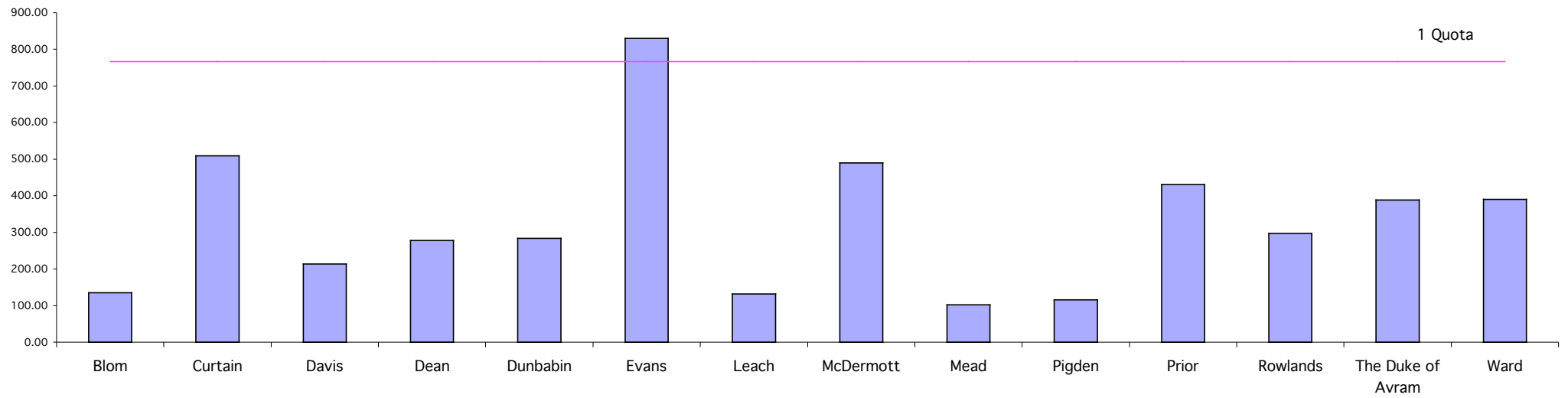
Ballot paper adjustment: 7
 Total ballot papers: 4669

Formal Votes: 4596
 Informal ballot papers: 73
 Informality rate: 1.56%

Quota= 767

| Candidates | | | | | Exhausted | Loss (Gain) by fraction | Total Votes | Remarks |
|------------|--------|----------|-------------------|--------|-----------|----------------------------|-------------|---|
| Pigden | Prior | Rowlands | The Duke of Avram | Ward | | | | |
| 116.00 | 431.00 | 297.00 | 388.00 | 390.00 | 0.00 | 0.00 | 4596.00 | Evans elected 1 |
| 1.97 | 3.64 | 2.73 | 2.80 | 3.18 | 0.00 | 0.06 | | Evan's surplus distributed |
| 117.97 | 434.64 | 299.73 | 390.80 | 393.18 | 0.00 | 0.06 | 4596.00 | Mead excluded |
| 11.30 | 10.07 | 5.37 | 10.00 | 8.07 | 0.00 | 0.04 | | Mead's votes distributed |
| 129.27 | 444.71 | 305.10 | 400.80 | 401.25 | 0.00 | 0.10 | 4596.00 | Mead fully excluded, Pigden excluded |
| -129.27 | 10.22 | 12.15 | 9.37 | 18.00 | 0.00 | 0.04 | | Pigden's votes distributed |
| 0.00 | 454.93 | 317.25 | 410.17 | 419.25 | 0.00 | 0.14 | 4596.00 | Pigden fully excluded, Leach excluded |
| | 25.30 | 13.30 | 13.22 | 11.30 | 0.00 | 0.04 | | Leach's votes distributed |
| | 480.23 | 330.55 | 423.39 | 430.55 | 0.00 | 0.18 | 4596.00 | Leach fully excluded, Blom excluded |
| | 22.07 | 24.37 | 6.00 | 11.22 | 2.00 | 0.03 | | Blom's votes distributed |
| | 502.30 | 354.92 | 429.39 | 441.77 | 2.00 | 0.21 | 4596.00 | Blom fully excluded, Davis excluded |
| | 22.30 | 27.37 | 17.30 | 22.60 | 0.07 | 0.03 | | Davis' votes distributed |
| | 524.60 | 382.29 | 446.69 | 464.37 | 2.07 | 0.24 | 4596.00 | Davis fully excluded, Dean excluded |
| | 36.45 | 32.53 | 19.45 | 43.91 | 7.07 | 0.00 | | Dean's votes distributed |
| | 561.05 | 414.82 | 466.14 | 508.28 | 9.14 | 0.24 | 4596.00 | Dean fully excluded, Rowlands excluded |
| | 119.00 | -410.00 | 40.00 | 41.00 | 3.00 | 0.00 | | Rowland's votes distributed |
| | 680.05 | 4.82 | 506.14 | 549.28 | 12.14 | 0.24 | 4596.00 | Curtain elected 2 , Rowlands partially excluded |
| | 1.59 | -4.82 | 0.30 | 0.75 | 0.37 | 0.00 | | Rowland's votes distributed |
| | 681.64 | 0.00 | 506.44 | 550.03 | 112.51 | 0.24 | 4596.00 | Rowland's fully excluded |
| | 4.65 | | 4.07 | 8.73 | 2.91 | 0.02 | | Curtain's surplus distributed |
| | 686.29 | | 510.51 | 558.76 | 15.42 | 0.26 | 4596.00 | McDermott elected 3 |
| | 0.01 | | 0.05 | 0.05 | 0.12 | 0.02 | | McDermott's surplus distributed |
| | 686.30 | | 510.56 | 558.81 | 15.54 | 0.28 | 4596.00 | The Duke of Avram excluded |
| | 121.00 | | -502.00 | 201.00 | 43.00 | 0.00 | | The Duke of Avram's votes distributed |
| | 807.30 | | 8.56 | 759.81 | 58.54 | 0.28 | 4596.00 | Prior elected 4 , The Duke of Avram partially excluded |
| | | | -8.56 | 3.98 | 2.07 | -0.01 | | The Duke of Avram's votes distributed |
| | 807.30 | | | 763.79 | 60.61 | 0.27 | 4596.00 | The Duke of Avram fully excluded |
| | -40.30 | | | 18.65 | 7.32 | 0.01 | | Prior's surplus distributed |
| | 767.00 | | | 782.44 | 67.93 | 0.28 | 4596.00 | Ward elected 5 |

Sorell Councillor 2002 First Preferences



Sorell Council

Polling closed at 10am 29th October 2002

Returning Officer: Mr Peter Weldon

Declarations admitted: 4676

Ballot paper adjustment: 6

Total ballot papers: 4670

Formal votes: 4623

Informal ballot papers: 47

Informality rate: 1.00%

Mayor

| | | Candidates | | | Exhausted Votes | Total Votes | Absolute Majority | Remarks |
|---------|-------|------------|-------------------|----------|--------------------|----------------|----------------------|-------------------------|
| | | Degrassi | The Duke of Avram | Torenius | | | | |
| Count 1 | Total | 1294 | 623 | 2706 | 0 | 4623 | 2312 | Torenius elected |

Sorell Council

Polling closed at 10am 29th October 2002

Returning Officer: Mr Peter Weldon

Declarations admitted: 4676

Ballot paper adjustment: 6

Total ballot papers: 4670

Formal votes: 4561

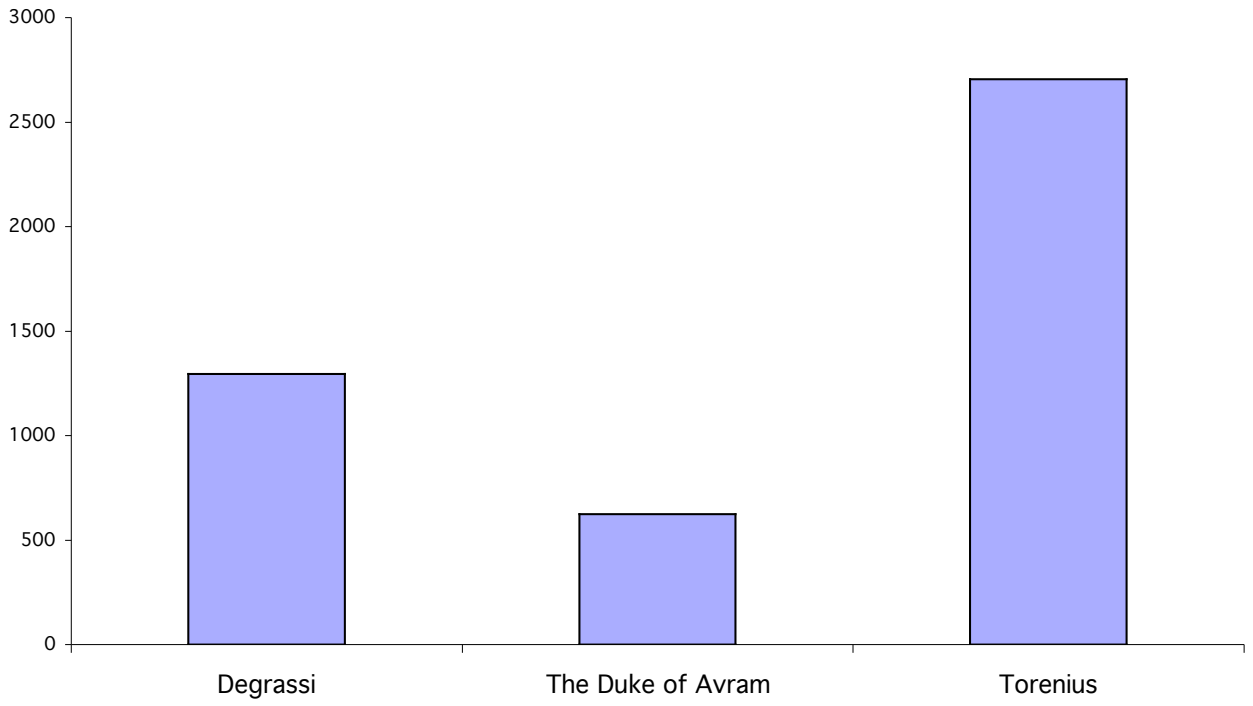
Informal ballot papers: 109

Informality rate: 2.33%

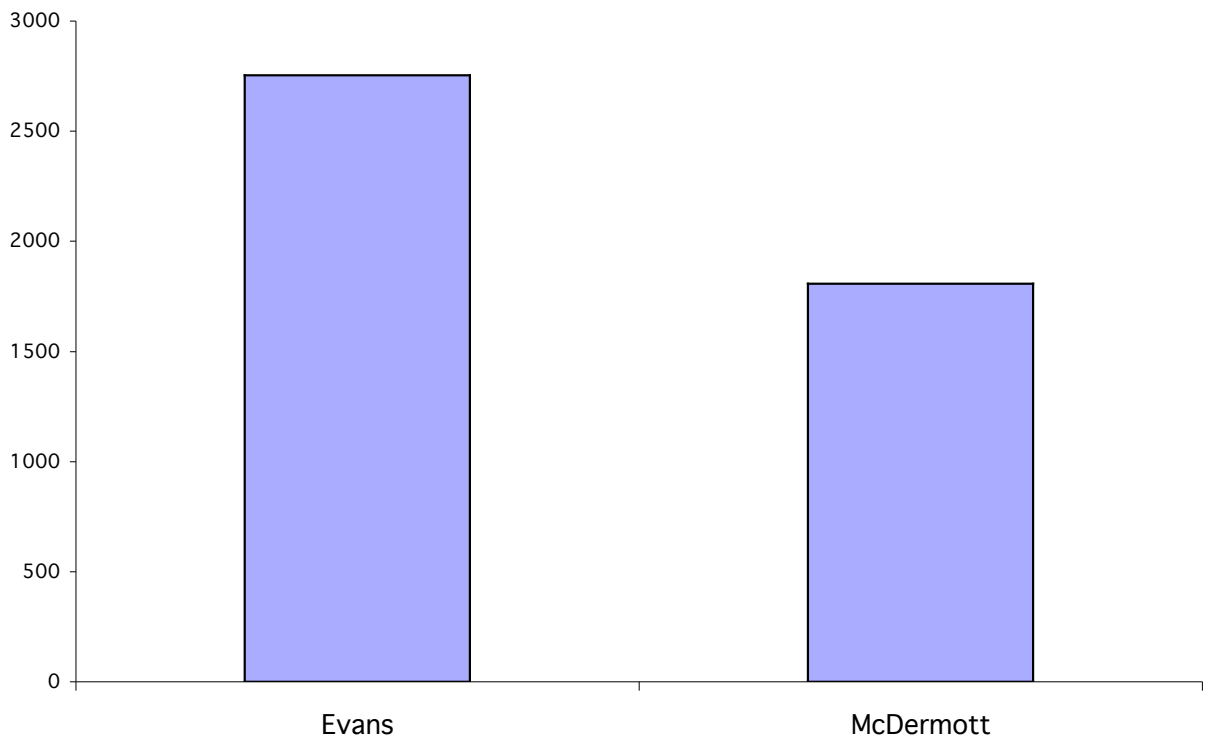
Deputy Mayor

| | | Candidates | | Exhausted Votes | Total Votes | Absolute Majority | Remarks |
|---------|-------|------------|-----------|--------------------|----------------|----------------------|----------------------|
| | | Evans | McDermott | | | | |
| Count 1 | Total | 2753 | 1808 | 0 | 4561 | 2281 | Evans elected |

Sorell Mayor 2002 First Preferences



Sorell Deputy Mayor 2002 First Preferences





Southern Midlands Council

2002 election report

Table of contents

- Local Government Elections in Tasmania
- Report on the 2002 Southern Midlands Council Election
- List of Councillors following the 2002 elections
- Councillor results
- Mayor & Deputy Mayor results

Local Government Elections in Tasmania

Every second (even) year elections are held in all 29 councils for the positions of mayor and deputy mayor and half the councillor positions. Where required, by-elections are held concurrently for vacancies that have occurred since the last elections.

The Tasmanian Electoral Office (TEO) supervises the conduct of elections in accordance with the *Local Government Act 1993*. Elections by postal ballot have been held in 1994, 1996, 1999 (deferred from 1998), 2000 and 2002, with the next elections due in October 2004.

Since 2000 mayors and deputy mayors are elected directly by the electors in each municipal area.

Candidate information booklets and complete election results for the state are available from the TEO and are posted on the TEO website www.electoral.tas.gov.au.

2002 Election timetable

| | |
|--|------------------------------------|
| Notice of election published | Saturday 14 September |
| Electoral rolls closed | 6 pm Thursday 19 September |
| Nomination period | 23 September— 12 noon on 2 October |
| Nominations closed | 12 noon Wednesday 2 October |
| Nominations announced & draw for ballot paper positions | 12 noon Thursday 3 October |
| Ballot material delivered to electors | 15–18 October |
| Polling period | 15–29 October |
| Close of poll | 10 am Tuesday 29 October |

Casual vacancies

Casual vacancies are filled by recount where possible, unless the vacancy occurs within 6 months of a forthcoming election. Only unelected candidates from the relevant election may contest a recount. A candidate elected at a recount serves until the next council election. If a recount is not possible, a by-election is held—with the candidate elected to serve for the remainder of the term of office of the original councillor.

Elector polls

A council may hold an elector poll on any issue it determines. It may also be required to hold an elector poll following petitions from electors in accordance with Part 6 of the Act. A council is not bound by the result of an elector poll.

Electoral system

Voting in Tasmanian local government elections is not compulsory.

Elections for councillor positions are conducted using a system modelled on the Hare-Clark method of proportional representation used in Tasmanian House of Assembly elections.

Mayoral and deputy mayoral elections use a preferential system similar to that used for Tasmanian Legislative Council and Federal House of Representatives elections.

Report on the 2002 Southern Midlands Council Election

Elections were held for the positions of Mayor and Deputy Mayor for 2 year terms and 4 Councillors for 4 year terms.

4 174 Southern Midlands electors were enrolled for the 2002 elections, comprising 3 943 (94.47%) from the State House of Assembly roll and 231 (5.53%) from the General Manager's roll.

62.84% of Southern Midlands electors returned their ballot papers in comparison with 57.48% statewide.

Candidates at the 2002 elections

| Mayor | | Councillors | |
|---------------------|-----------|-----------------------|-------------|
| ★ HOWLETT, Colin* | Richmond | ★ BEVEN, Colin* | Campania |
| SCOTT, Helen | Woodsdale | BROADBY, Brian Trevor | Bagdad |
| | | CAMPBELL, Bob | Oatlands |
| | | ★ FISH, Donald | Andover |
| | | ★ GEARD, Stephen | York Plains |
| Deputy Mayor | | PAUL, Tony | Oatlands |
| BEVEN, Colin | Campania | ★ SCOTT, Helen* | Woodsdale |
| ★ WIGGINS, Scott | Woodsdale | THOMPSON, Delia Fay | Campania |
| | | WIGGINS, Scott* | Woodsdale |

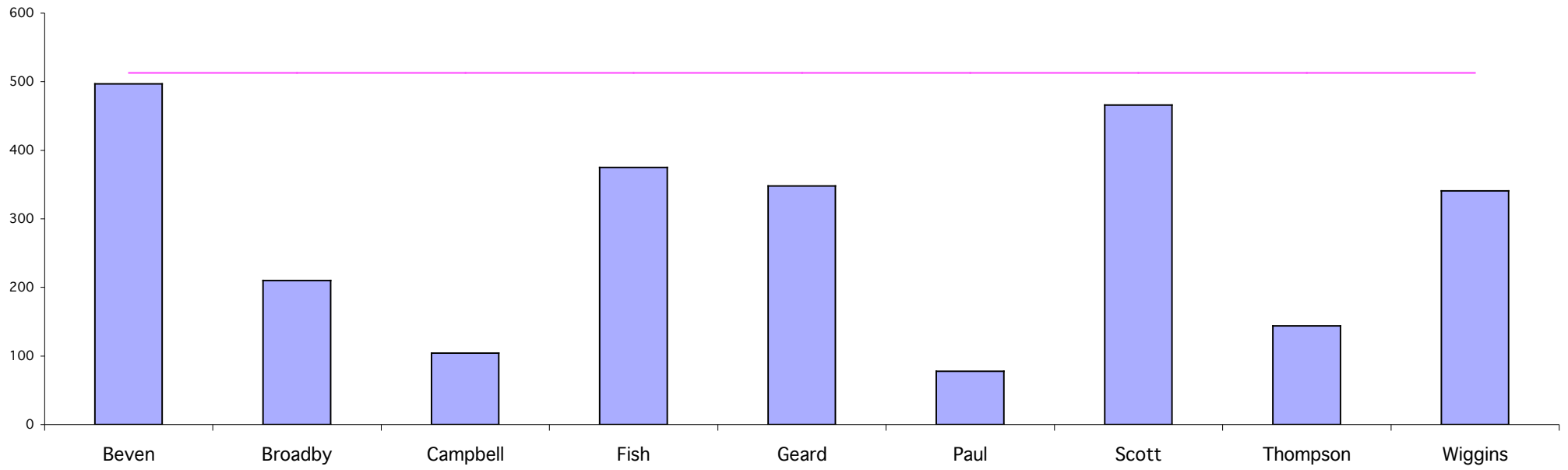
★ denotes elected candidate
* denotes seeking re-election

Southern Midlands Councillors following the 2002 elections

| Mayor | 9 Councillors | |
|-----------------------|-----------------------|-----------------------|
| <i>term ends 2004</i> | <i>term ends 2006</i> | <i>term ends 2004</i> |
| HOWLETT Colin | BEVAN Colin | HOWLETT Colin H |
| | SCOTT Helen | BISDEE Tony |
| Deputy Mayor | FISH Donald | MANNING Des |
| <i>term ends 2004</i> | GEARD Stephen | TANKARD Patrick |
| WIGGINS Scott | | CONNORS Marie |

Note: Scott Wiggins was unable to accept the position of deputy mayor as he was not also elected as a councillor. At the first council meeting Helen Scott was elected by the councillors as deputy mayor in accordance with the *Local Government Act 1993 s44(4)* and the *Local Government Regulations 1994*.

Southern Midlands Councillor 2002 First Preferences



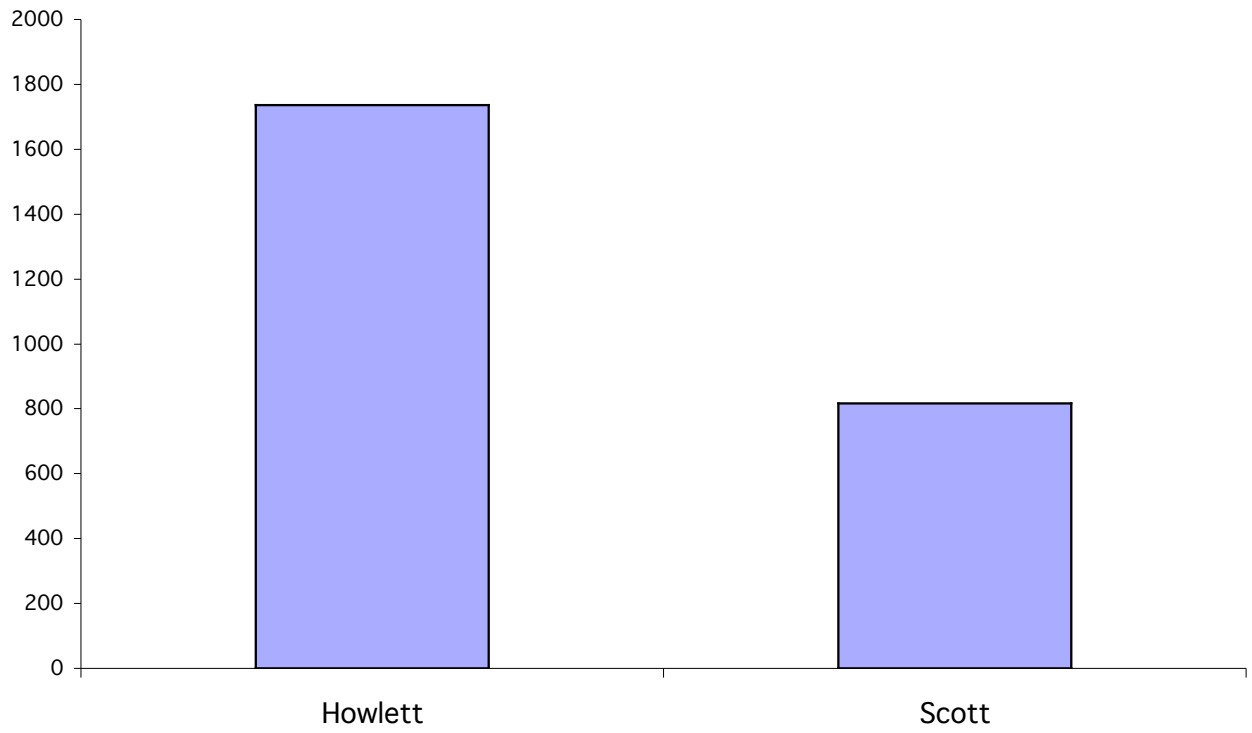
Southern Midlands Council

Polling closed at 10am 29 October 2002 Electors enrolled: 4174 Declarations rejected: 33 Ballot paper adjustment: 0 Formal Votes: 2563
 Number to be elected: 4 Declarations returned: 2623 Declarations admitted: 2590 Total ballot papers: 2590 Informal ballot papers: 27
 Returning Officer: Mr Graham Hyde Response: 62.84% Rejection rate: 1.26% Informality rate: 1.04%

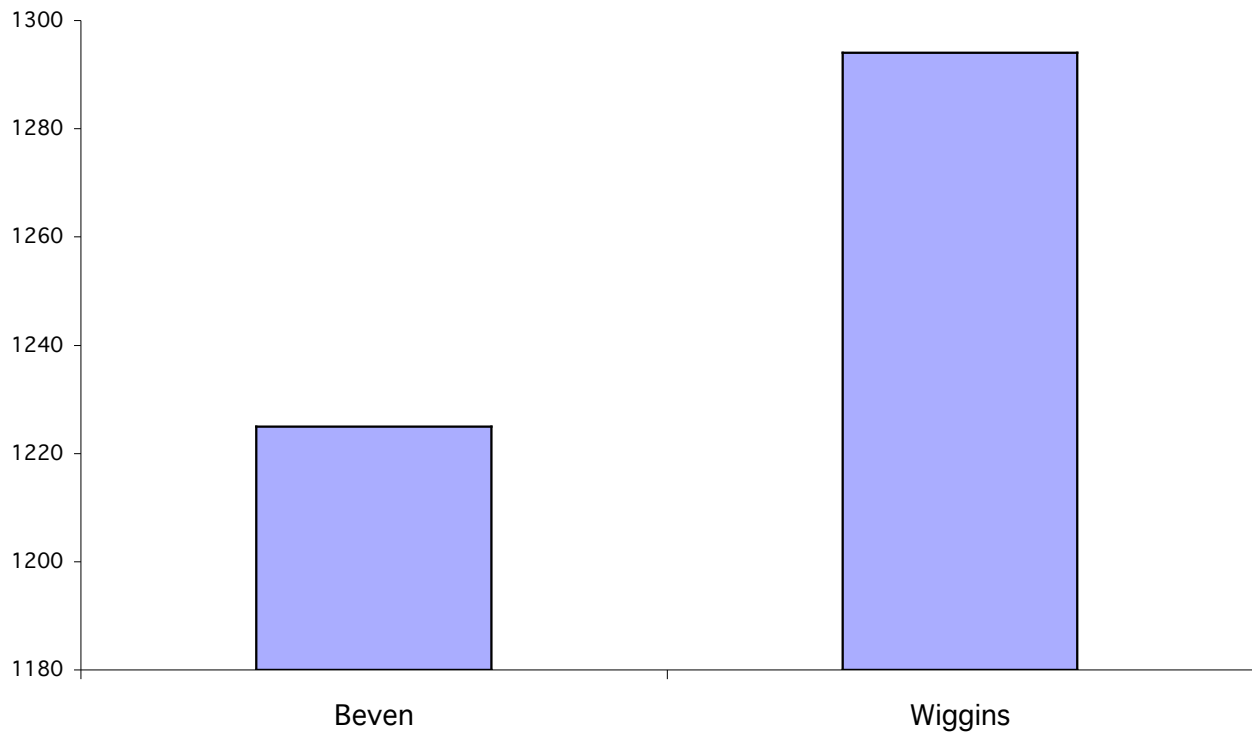
Quota= 513

| | | Candidates | | | | | | | | | Exhausted | Loss (Gain) by fraction | Total Votes | Remarks |
|---------|-------------------|------------|---------|----------|--------|--------|--------|--------|----------|---------|-----------|----------------------------|-------------|---|
| | | Beven | Broadby | Campbell | Fish | Geard | Paul | Scott | Thompson | Wiggins | | | | |
| Count 1 | Total | 497.00 | 210.00 | 104.00 | 375.00 | 348.00 | 78.00 | 466.00 | 144.00 | 341.00 | 0.00 | 0.00 | 2563 | Paul excluded |
| Count 2 | Votes transferred | 5.00 | 11.00 | 8.00 | 16.00 | 10.00 | -78.00 | 11.00 | 5.00 | 12.00 | 0.00 | 0.00 | | Paul's votes distributed |
| Count 3 | Progress totals | 502.00 | 221.00 | 112.00 | 391.00 | 358.00 | 0.00 | 477.00 | 149.00 | 353.00 | 0.00 | 0.00 | 2563 | Paul fully excluded, Campbell excluded |
| | Votes transferred | 17.00 | 12.00 | -112.00 | 19.00 | 12.00 | | 21.00 | 7.00 | 24.00 | 0.00 | 0.00 | | Campbell's votes distributed |
| Count 4 | Progress totals | 519.00 | 233.00 | 0.00 | 410.00 | 370.00 | | 498.00 | 156.00 | 377.00 | 0.00 | 0.00 | 2563 | Campbell fully excluded, Beven elected 1 |
| | Votes transferred | -6.00 | 0.70 | | 1.05 | 0.70 | | 2.11 | 0.70 | 0.70 | 0.00 | 0.04 | | Beven's surplus distributed |
| Count 5 | Progress totals | 513.00 | 233.70 | | 411.05 | 370.70 | | 500.11 | 156.70 | 377.70 | 0.00 | 0.04 | 2563 | Thompson excluded |
| | Votes transferred | | 23.00 | | 19.00 | 42.00 | | 44.00 | -156.00 | 28.00 | 0.00 | 0.00 | | Thompson's votes distributed |
| Count 6 | Progress totals | 513.00 | 256.70 | | 430.05 | 412.70 | | 544.11 | 0.70 | 405.70 | 0.00 | 0.04 | 2563 | Scott elected 2 , Thompson partially excluded |
| | Votes transferred | | 0.00 | | 0.00 | 0.35 | | | -0.70 | 0.00 | 0.35 | 0.00 | | Thompson's votes distributed |
| Count 7 | Progress totals | 513.00 | 256.70 | | 430.05 | 413.05 | | 544.11 | 0.00 | 405.70 | 0.35 | 0.04 | 2563 | Thompson fully excluded |
| | Votes transferred | | 4.24 | | 4.24 | 7.77 | | -31.11 | | 13.43 | 1.41 | 0.02 | | Scott's surplus distributed |
| Count 8 | Progress totals | 513.00 | 260.94 | | 434.29 | 420.82 | | 513.00 | | 419.13 | 1.76 | 0.06 | 2563 | Broadby excluded |
| | Votes transferred | | -256.00 | | 80.00 | 93.00 | | | | 80.00 | 3.00 | 0.00 | | Broadby's votes distributed |
| Count 9 | Progress totals | 513.00 | 4.94 | | 514.29 | 513.82 | | 513.00 | | 499.13 | 4.76 | 0.06 | 2563 | Fish elected 3, Geard elected 4 , Broadby partially excluded |

Southern Midlands Mayor 2002 First Preferences



Southern Midlands Deputy Mayor 2002 First Preferences



Southern Midlands Council

Polling closed at 10am 29 October 2002

Returning Officer: Mr Graham Hyde

Declarations admitted: 2590

Ballot paper adjustment: 0

Total ballot papers: 2590

Formal votes: 2552

Informal ballot papers: 38

Informality rate: 1.47%

Mayor

| | | Candidates | | Exhausted Votes | Total Votes | Absolute Majority | Remarks |
|---------|-------|------------|-------|--------------------|----------------|----------------------|------------------------|
| | | Howlett | Scott | | | | |
| Count 1 | Total | 1736 | 816 | 0 | 2552 | 1277 | Howlett elected |

Southern Midlands Council

Polling closed at 10am 29 October 2002

Returning Officer: Mr Graham Hyde

Declarations admitted: 2590

Ballot paper adjustment: 1

Total ballot papers: 2589

Formal votes: 2519

Informal ballot papers: 70

Informality rate: 2.70%

Deputy Mayor

| | | Candidates | | Exhausted Votes | Total Votes | Absolute Majority | Remarks |
|---------|-------|------------|---------|--------------------|----------------|----------------------|------------------------|
| | | Beven | Wiggins | | | | |
| Count 1 | Total | 1225 | 1294 | 0 | 2519 | 1261 | Wiggins elected |



Tasman Council

2002 election report

Table of contents

- Local Government Elections in Tasmania
- Report on the 2002 Tasman Council Election
- List of Councillors following the 2002 elections
- Councillor results
- Mayor and Deputy Mayor results

Local Government Elections in Tasmania

Every second (even) year elections are held in all 29 councils for the positions of mayor and deputy mayor and half the councillor positions. Where required, by-elections are held concurrently for vacancies that have occurred since the last elections.

The Tasmanian Electoral Office (TEO) supervises the conduct of elections in accordance with the *Local Government Act 1993*. Elections by postal ballot have been held in 1994, 1996, 1999 (deferred from 1998), 2000 and 2002, with the next elections due in October 2004.

Since 2000 mayors and deputy mayors are elected directly by the electors in each municipal area.

Candidate information booklets and complete election results for the state are available from the TEO and are posted on the TEO website www.electoral.tas.gov.au.

2002 Election timetable

| | |
|--|------------------------------------|
| Notice of election published | Saturday 14 September |
| Electoral rolls closed | 6 pm Thursday 19 September |
| Nomination period | 23 September— 12 noon on 2 October |
| Nominations closed | 12 noon Wednesday 2 October |
| Nominations announced & draw for ballot paper positions | 12 noon Thursday 3 October |
| Ballot material delivered to electors | 15–18 October |
| Polling period | 15–29 October |
| Close of poll | 10 am Tuesday 29 October |

Casual vacancies

Casual vacancies are filled by recount where possible, unless the vacancy occurs within 6 months of a forthcoming election. Only unelected candidates from the relevant election may contest a recount. A candidate elected at a recount serves until the next council election. If a recount is not possible, a by-election is held—with the candidate elected to serve for the remainder of the term of office of the original councillor.

Elector polls

A council may hold an elector poll on any issue it determines. It may also be required to hold an elector poll following petitions from electors in accordance with Part 6 of the Act. A council is not bound by the result of an elector poll.

Electoral system

Voting in Tasmanian local government elections is not compulsory.

Elections for councillor positions are conducted using a system modelled on the Hare-Clark method of proportional representation used in Tasmanian House of Assembly elections.

Mayoral and deputy mayoral elections use a preferential system similar to that used for Tasmanian Legislative Council and Federal House of Representatives elections.

Report on the 2002 Tasman Council Election

Elections were held for the positions of Mayor and Deputy Mayor for 2 year terms and 5 Councillors for 4 year terms.

2 141 Tasman electors were enrolled for the 2002 elections, comprising 1587 (74.12%) from the State House of Assembly roll and 554 (25.88%) from the General Manager's roll.

71.98% of Tasman electors returned their ballot papers in comparison with 57.48% statewide.

Candidates at the 2002 elections

| Mayor | | Councillors | |
|----------------------|----------------|------------------------|-----------------|
| FAZACKERLEY, Joan | Nubeena | ★ ALEXANDER, Gary | Nubeena |
| MANSFIELD, Dennis | Nubeena | BRIGGS, Allen Lloyd | Port Arthur |
| ★ WILSON, Peter John | Taranna | ★ DOBNER, Guy A* | Saltwater River |
| | | ★ FAZACKERLEY, Joan* | Nubeena |
| | | HERON, Maree Elizabeth | Port Arthur |
| | | SAUNDERS, Stephen | Highcroft |
| Deputy Mayor | | ★ SPAULDING, Kelly | Highcroft |
| HEYWARD, Keith | Koonya | ★ WILSON, Peter John* | Taranna |
| ★ SELF, Roger | Eaglehawk Neck | | |

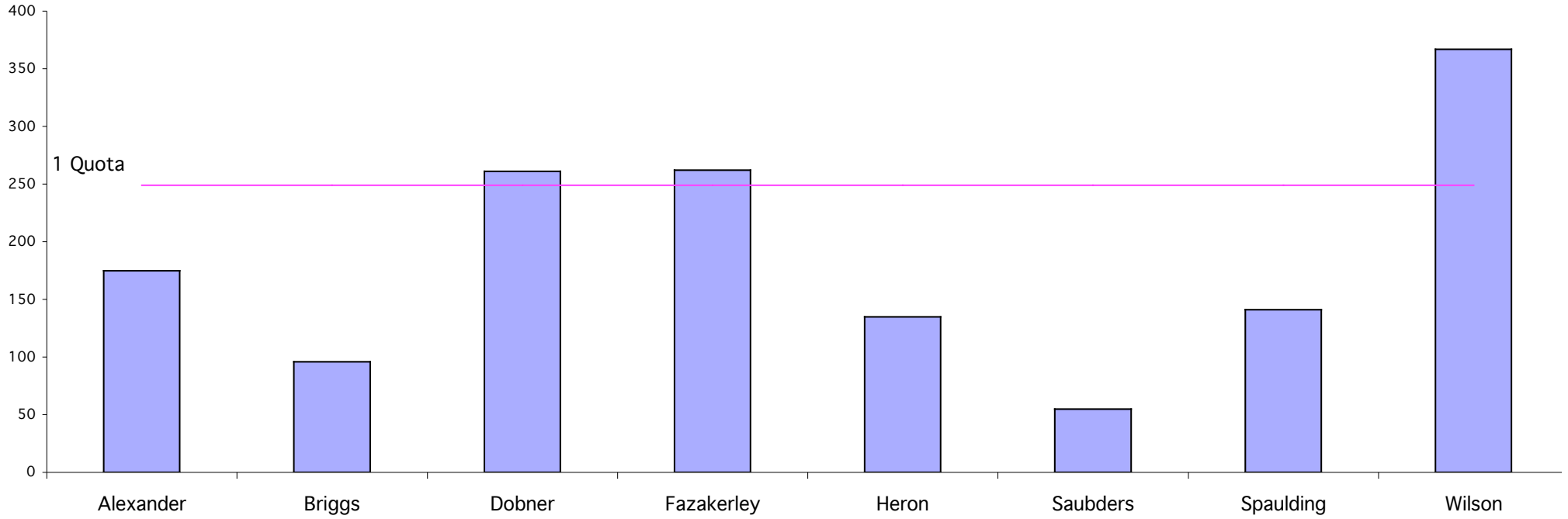
★ denotes elected candidate

* denotes seeking re-election

Tasman Councillors following the 2002 elections

| Mayor | 9 Councillors | |
|-----------------------|-----------------------|-----------------------|
| <i>term ends 2004</i> | <i>term ends 2006</i> | <i>term ends 2004</i> |
| WILSON Peter John | WILSON Peter John | SELF Roger |
| Deputy Mayor | FAZACKERLEY Joan | WIGGINS Bruce Raymond |
| <i>term ends 2004</i> | DOBNER Guy A | MANSFIELD Dennis |
| SELF Roger | ALEXANDER Gary | HEYWARD Keith |
| | SPAULDING Kelly | |

Tasman Councillor 2002 First Preferences



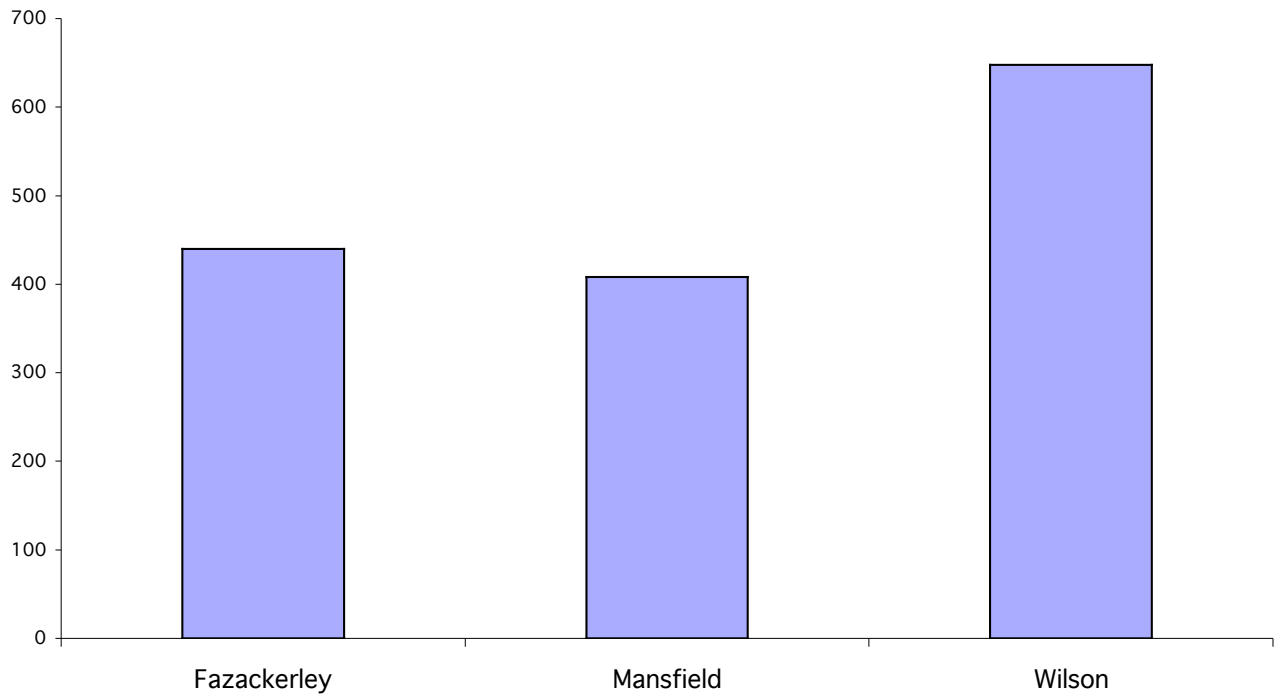
Tasman Council

Electors enrolled: 2 141 Declarations rejected: 29 Ballot paper adjustment: 7 Formal Votes: 1492
 Polling closed at 10am 29th October 2002 Declarations returned: 1541 Declarations admitted: 1512 Total ballot papers: 1505 Informal ballot papers: 13
 Number to be elected: 5 Response: 71.98% Rejection rate: 1.88% Informality rate: 0.86%
 Returning Officer: Ms Sally Ridgeway

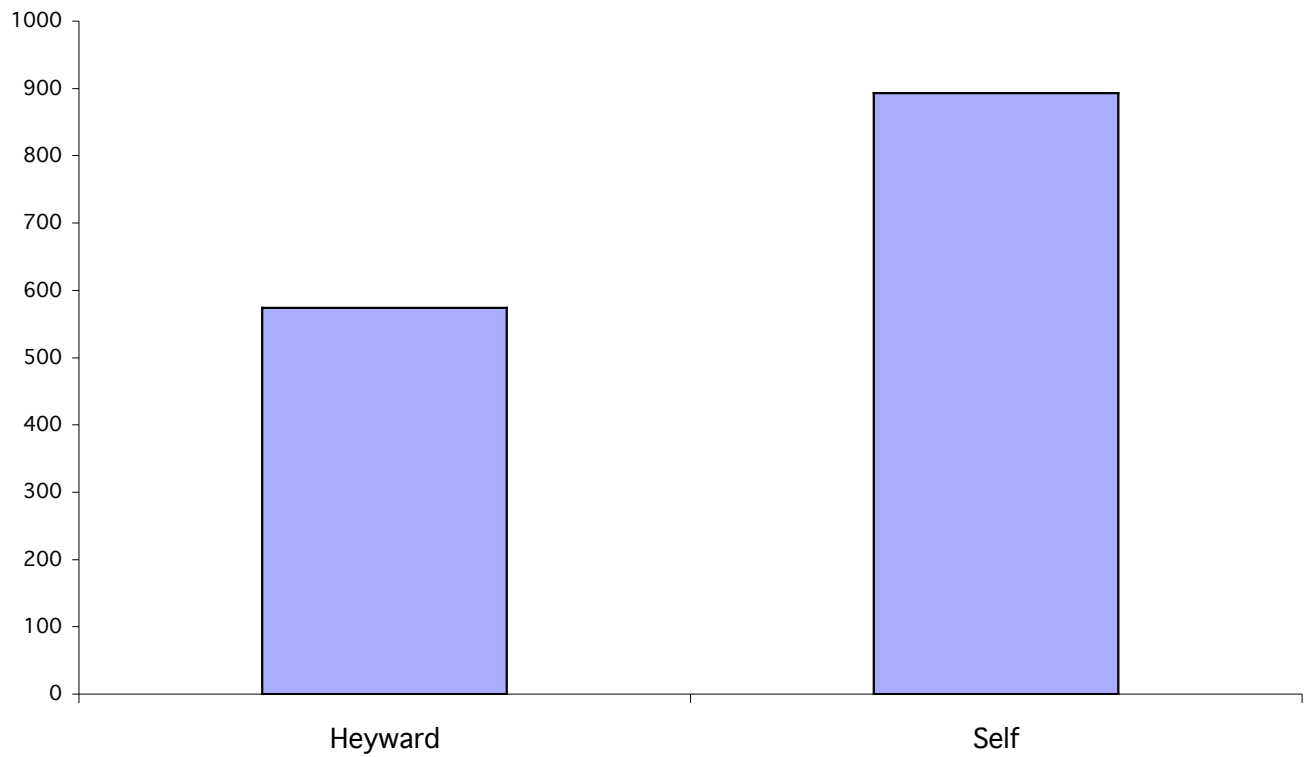
Quota= 249

| | | Candidates | | | | | | | | Exhausted | Loss (Gain) by fraction | Total Votes | Remarks |
|----------------|-------------------|------------|---------|--------|------------|--------|----------|-----------|---------|-----------|----------------------------|----------------|--|
| | | Alexander | Briggs | Dobner | Fazakerley | Heron | Saunders | Spaulding | Wilson | | | | |
| Count 1 | Total | 175.00 | 96.00 | 261.00 | 262.00 | 135.00 | 55.00 | 141.00 | 367.00 | 0.00 | 0.00 | 1 492 | WILSON elected 1, FAZACKERLEY elected 2, DOBNER elected 3 |
| Count 2 | Votes transferred | 26.04 | 27.32 | | | 26.36 | 10.28 | 27.97 | -118.00 | 0.00 | 0.03 | | WILSON's surplus distributed |
| Count 3 | Progress totals | 201.04 | 123.32 | 261.00 | 262.00 | 161.36 | 65.28 | 168.97 | 249.00 | 0.00 | 0.03 | 1 492 | |
| | Votes transferred | 3.02 | 2.77 | | -13.00 | 3.22 | 0.99 | 2.92 | | 0.04 | 0.04 | | FAZACKERLEY's surplus distributed |
| Count 4 | Progress totals | 204.06 | 126.09 | 261.00 | 249.00 | 164.58 | 66.27 | 171.89 | 249.00 | 0.04 | 0.07 | 1 492 | |
| | Votes transferred | 1.47 | 1.93 | -12.00 | | 3.90 | 1.60 | 3.08 | | 0.00 | 0.02 | | DOBNER's surplus distributed |
| Count 5 to 8 | Progress totals | 205.53 | 128.02 | 249.00 | 249.00 | 168.48 | 67.87 | 174.97 | 249.00 | 0.04 | 0.09 | 1 492 | SAUNDERS excluded |
| | Votes transferred | 6.01 | 14.43 | | | 22.31 | -67.87 | 25.07 | | 0.00 | 0.05 | | SAUNDERS' votes distributed |
| Count 9 to 10 | Progress totals | 211.54 | 142.45 | 249.00 | 249.00 | 190.79 | 0.00 | 200.04 | 249.00 | 0.04 | 0.14 | 1 492 | SAUNDERS fully excluded, BRIGGS excluded |
| | Votes transferred | 44.89 | -137.21 | | | 44.00 | | 47.32 | | 1.00 | 0.00 | | BRIGGS' votes distributed |
| Count 11 to 12 | Progress totals | 256.43 | 5.24 | 249.00 | 249.00 | 234.79 | | 247.36 | 249.00 | 1.04 | 0.14 | 1 492 | ALEXANDER elected 4, BRIGGS partially exclude |
| | Votes transferred | | -5.24 | | | 2.39 | | 2.62 | | 0.23 | 0.00 | | BRIGGS' votes distributed |
| Count 13 | Progress totals | 256.43 | 0.00 | 249.00 | 249.00 | 237.18 | | 249.98 | 249.00 | 1.27 | 0.14 | 1 492 | SPAULDING elected 5 |

Tasman Mayor 2002 First Preferences



Tasman Deputy Mayor 2002 First Preferences



Tasman Council

Polling closed at 10am 29th October 2002

Returning Officer: Ms Sally Ridgeway

Declarations admitted: 1512

Ballot paper adjustment: 7

Total ballot papers: 1505

Formal votes: 1496

Informal ballot papers: 9

Informality rate: 0.60%

Mayor

| | | Candidates | | | Exhausted Votes | Total Votes | Absolute Majority | Remarks |
|---------|-------------------|-------------|-----------|--------|--------------------|----------------|----------------------|-------------------------------|
| | | Fazackerley | Mansfield | Wilson | | | | |
| Count 1 | Total | 440 | 408 | 648 | 0 | 1496 | 749 | First preferences distributed |
| Count 2 | Votes transferred | 259 | -408 | 94 | 55 | | | Mansfield excluded |
| | Progress totals | 699 | 0 | 742 | 55 | 1496 | 721 | Wilson elected |

Tasman Council

Polling closed at 10am 29th October 2002

Returning Officer: Ms Sally Ridgeway

Declarations admitted: 1512

Ballot paper adjustment: 7

Total ballot papers: 1505

Formal votes: 1467

Informal ballot papers: 38

Informality rate: 2.52%

Deputy Mayor

| | | Candidates | | Exhausted Votes | Total Votes | Absolute Majority | Remarks |
|---------|-------|------------|------|--------------------|----------------|----------------------|---------------------|
| | | Heyward | Self | | | | |
| Count 1 | Total | 574 | 893 | 0 | 1467 | 735 | Self elected |



Waratah- Wynyard Council

2002 election report

Table of contents

- Local Government Elections in Tasmania
- Report on the 2002 Waratah-Wynyard Council Election
- List of Councillors following the 2002 elections
- Councillor results
- Mayor and Deputy Mayor results
- Recount results

Local Government Elections in Tasmania

Every second (even) year elections are held in all 29 councils for the positions of mayor and deputy mayor and half the councillor positions. Where required, by-elections are held concurrently for vacancies that have occurred since the last elections.

The Tasmanian Electoral Office (TEO) supervises the conduct of elections in accordance with the *Local Government Act 1993*. Elections by postal ballot have been held in 1994, 1996, 1999 (deferred from 1998), 2000 and 2002, with the next elections due in October 2004.

Since 2000 mayors and deputy mayors are elected directly by the electors in each municipal area.

Candidate information booklets and complete election results for the state are available from the TEO and are posted on the TEO website www.electoral.tas.gov.au.

2002 Election timetable

| | |
|--|------------------------------------|
| Notice of election published | Saturday 14 September |
| Electoral rolls closed | 6 pm Thursday 19 September |
| Nomination period | 23 September— 12 noon on 2 October |
| Nominations closed | 12 noon Wednesday 2 October |
| Nominations announced & draw for ballot paper positions | 12 noon Thursday 3 October |
| Ballot material delivered to electors | 15–18 October |
| Polling period | 15–29 October |
| Close of poll | 10 am Tuesday 29 October |

Casual vacancies

Casual vacancies are filled by recount where possible, unless the vacancy occurs within 6 months of a forthcoming election. Only unelected candidates from the relevant election may contest a recount. A candidate elected at a recount serves until the next council election. If a recount is not possible, a by-election is held—with the candidate elected to serve for the remainder of the term of office of the original councillor.

Elector polls

A council may hold an elector poll on any issue it determines. It may also be required to hold an elector poll following petitions from electors in accordance with Part 6 of the Act. A council is not bound by the result of an elector poll.

Electoral system

Voting in Tasmanian local government elections is not compulsory.

Elections for councillor positions are conducted using a system modelled on the Hare-Clark method of proportional representation used in Tasmanian House of Assembly elections.

Mayoral and deputy mayoral elections use a preferential system similar to that used for Tasmanian Legislative Council and Federal House of Representatives elections.

Report on the 2002 Waratah-Wynyard Council Election

Elections were held for the positions of Mayor and Deputy Mayor for 2 year terms, 5 Councillors for 4 year terms, and one by-election for a Councillor for a 2 year term.

9 591 Waratah-Wynyard electors were enrolled for the 2002 elections, comprising 9 392 (97.93%) from the State House of Assembly roll and 199 (2.07%) from the General Manager's roll.

63.98% of Waratah-Wynyard electors returned their ballot papers in comparison with 57.48% statewide.

Recounts

Two recounts were held between the 2000 and 2002 elections.

Councillor Geoff Allen resigned from the Waratah-Wynyard Council on 13 October 2000. Three unelected candidates from the 1999 Waratah-Wynyard election consented to contest the recount. The recount took place at noon Wednesday 15 November 2000.

Councillor Andrew Beswick resigned on 23 January 2001. Two unelected candidates from the 1999 Waratah-Wynyard election consented to contest the recount. The recount took place at noon Friday 2 February 2001

Full details of both recounts are provided on the back page.

Candidates at the 2002 elections

Mayor

| | |
|----------------------|------------|
| ★ CHALK, Roger G* | Flowerdale |
| FENTON, Malcolm Ian* | Wynyard |

Deputy Mayor

| | |
|---------------------|--------------|
| FAIRBROTHER, Darren | Boat Harbour |
| ★ HYLAND, Kevin* | Calder |
| MOORE, David F | Somerset |
| RANSLEY, A Francis | Wynyard |

Councillors

| | |
|------------------------|------------|
| BLACKWELL, Jeremy | Wynyard |
| ★ BRAMICH, Gary* | Wynyard |
| BRUNETTI, Bob | Somerset |
| ★ CALVERT, Dorothy* | Somerset |
| ★ CHALK, Roger G* | Flowerdale |
| DIBLEY, Colleen | Preolenna |
| ★ FRIEDERSDORFF, Alwyn | Wynyard |
| ★ HYLAND, Kevin* | Calder |
| PETERSEN, Kim | Calder |
| ★ RANSLEY, A Francis | Wynyard |
| WALSH, Clay | Waratah |

★ denotes elected candidate

* denotes seeking re-election

Waratah-Wynyard Councillors following the 2002 elections

Mayor

term ends 2004
CHALK Roger G

Deputy Mayor

term ends 2004
HYLAND Kevin

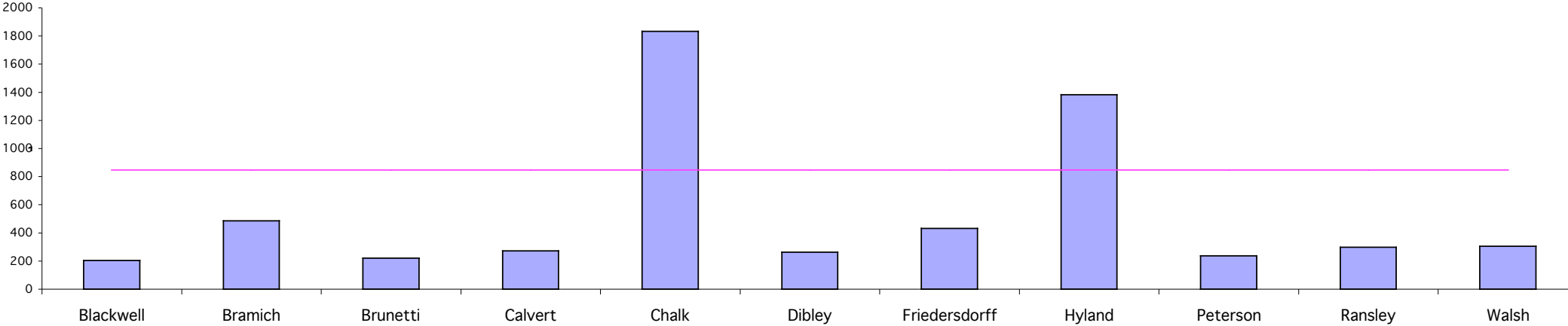
10 Councillors

term ends 2006
CHALK Roger G
HYLAND Kevin
BRAMICH Gary

FRIEDERSDORFF Alwyn
RANSLEY A Francis

term ends 2004
FENTON Malcolm Ian
MOORE David
FRENCH W A (Bill)
FAIRBROTHER Darren
CALVERT Dorothy

Waratah-Wynyard Councillor 2002 First Preferences



Waratah-Wynyard Council

Polling closed at 10am 29th October 2002

Number to be elected: 6

Returning Officer: Mr Julian Type

Electors enrolled: 9591

Declarations returned: 6136

Response: 63.98%

Declarations rejected: 103

Declarations admitted: 6033

Rejection rate: 1.68%

Ballot paper adjustment: 0

Total ballot papers: 6033

Formal Votes: 5934

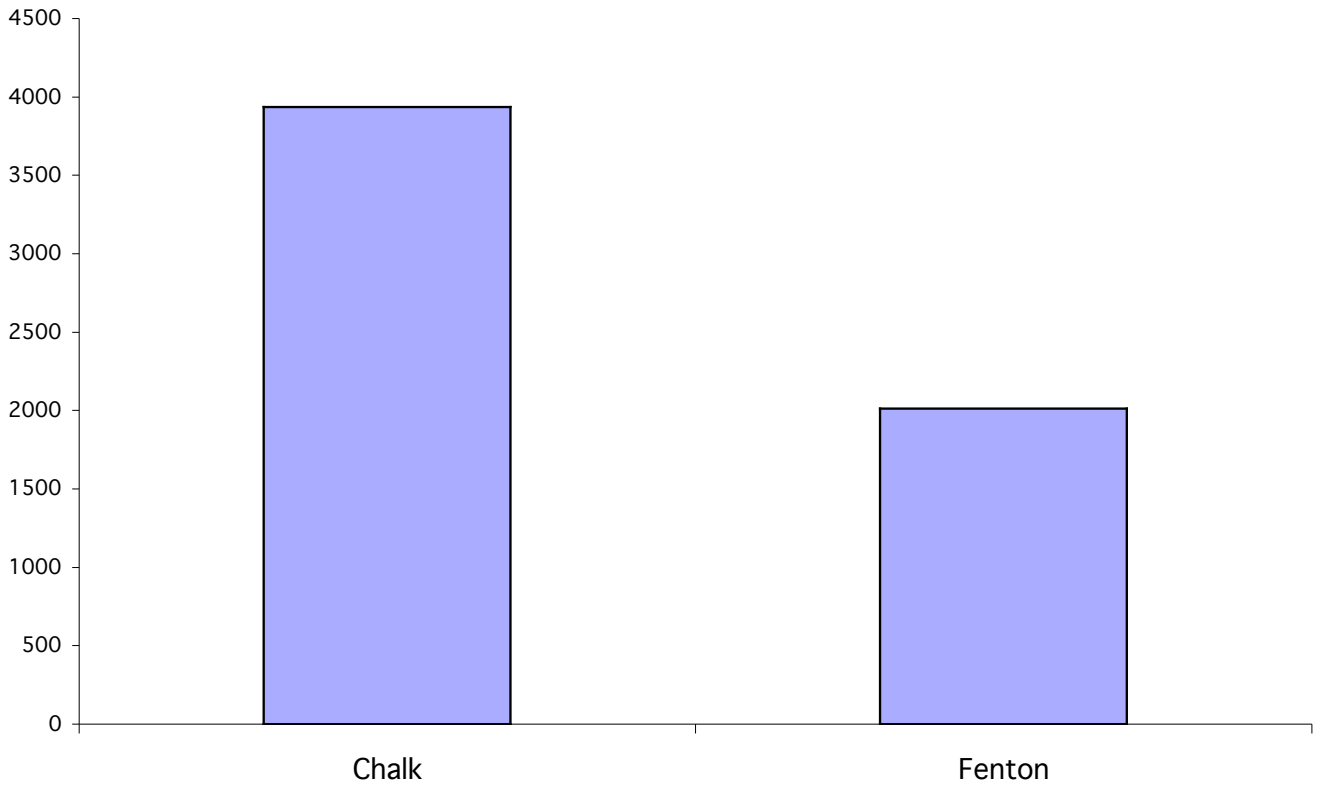
Informal ballot papers: 99

Informality rate: 1.64%

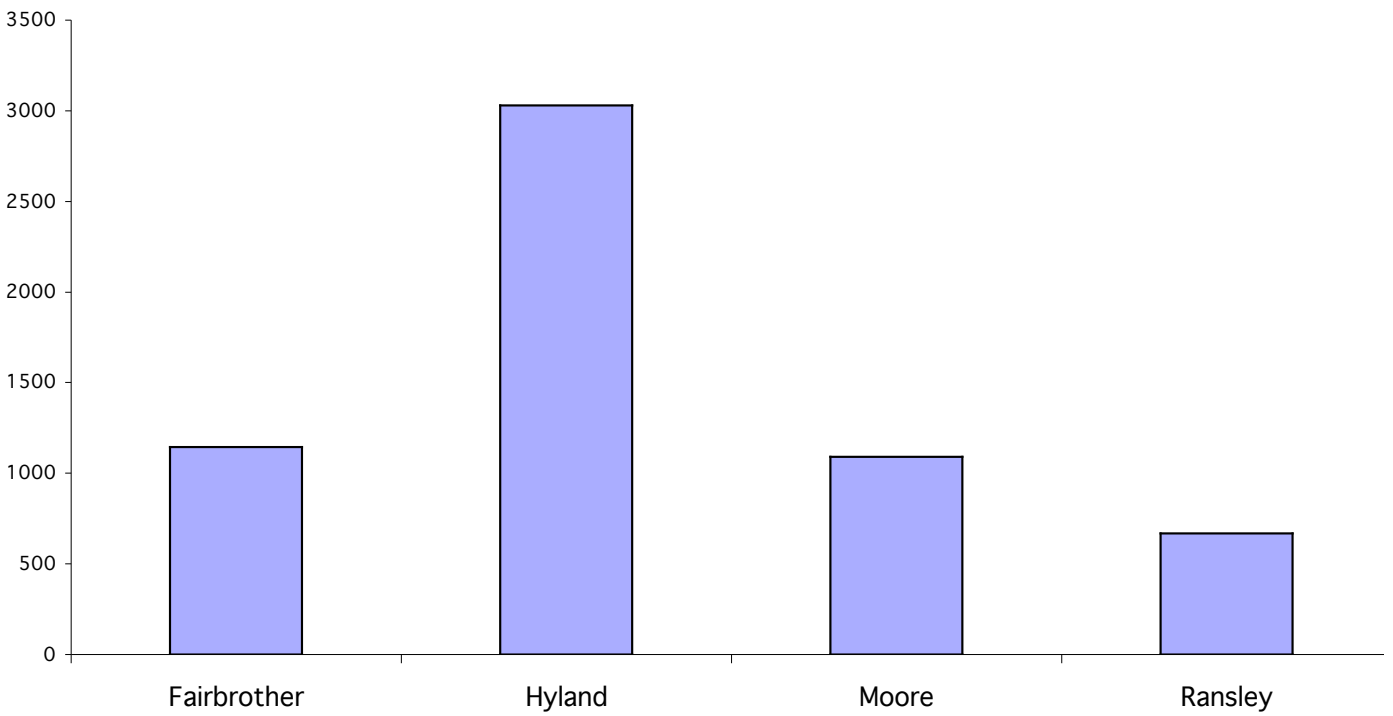
Quota= 848

| | | Candidates | | | | | | | | | | | Exhausted | Loss (Gain) by fraction | Total Votes | Remarks |
|----------------|-------------------|------------|---------|----------|---------|---------|---------|---------------|---------|----------|---------|--------|-----------|-------------------------|-------------|---|
| | | Blackwell | Bramich | Brunetti | Calvert | Chalk | Dibley | Friedersdorff | Hyland | Petersen | Ransley | Walsh | | | | |
| Count 1 | Total | 205.00 | 487.00 | 220.00 | 272.00 | 1833.00 | 262.00 | 433.00 | 1383.00 | 238.00 | 297.00 | 304.00 | 0.00 | 0.00 | 5934 | Chalk elected 1, Hyland elected 2 |
| Count 2 | Votes transferred | 46.75 | 224.62 | 72.00 | 130.58 | -985.00 | 31.70 | 120.90 | | 44.06 | 256.86 | 57.49 | 0.00 | 0.04 | | Chalk's surplus distributed |
| Count 3 | Progress totals | 251.75 | 711.62 | 292.00 | 402.58 | 848.00 | 293.70 | 553.90 | 1383.00 | 282.06 | 553.86 | 361.49 | 0.00 | 0.04 | 5934 | |
| | Votes transferred | 34.81 | 186.07 | 31.72 | 56.86 | | 25.14 | 64.98 | -535.00 | 25.91 | 68.85 | 40.61 | 0.00 | 0.05 | | Hyland's surplus distributed |
| Count 4 | Progress totals | 286.56 | 897.69 | 323.72 | 459.44 | 848.00 | 318.84 | 618.88 | 848.00 | 307.97 | 622.71 | 402.10 | 0.00 | 0.09 | 5934 | Bramich elected 3 |
| | Votes transferred | 6.09 | -49.69 | 5.06 | 6.30 | | 3.82 | 6.92 | | 1.96 | 12.39 | 7.12 | 0.00 | 0.03 | | Bramich's surplus distributed |
| Count 5 to 8 | Progress totals | 292.65 | 848.00 | 328.78 | 465.74 | 848.00 | 322.66 | 625.80 | 848.00 | 309.93 | 635.10 | 409.22 | 0.00 | 0.12 | 5934 | Blackwell excluded |
| | Votes transferred | -292.65 | | 38.37 | 48.14 | | 29.86 | 41.75 | | 36.92 | 55.50 | 42.01 | 0.00 | 0.10 | | Blackwell's votes distributed |
| Count 9 to 12 | Progress totals | 0.00 | 848.00 | 367.15 | 513.88 | 848.00 | 352.52 | 667.55 | 848.00 | 346.85 | 690.60 | 451.23 | 0.00 | 0.22 | 5934 | Blackwell fully excluded, Petersen excluded |
| | Votes transferred | | | 31.85 | 70.86 | | 73.12 | 75.27 | | -346.85 | 42.95 | 52.74 | 0.00 | 0.06 | | Petersen's votes distributed |
| Count 13 to 16 | Progress totals | | 848.00 | 399.00 | 584.74 | 848.00 | 425.64 | 742.82 | 848.00 | 0.00 | 733.55 | 503.97 | 0.00 | 0.28 | 5934 | Petersen fully excluded, Brunetti excluded |
| | Votes transferred | | | -399.00 | 96.05 | | 41.05 | 64.14 | | | 103.78 | 92.39 | 1.50 | 0.09 | | Brunetti's votes distributed |
| Count 17 | Progress totals | | 848.00 | 0.00 | 680.79 | 848.00 | 466.69 | 806.96 | 848.00 | | 837.33 | 596.36 | 1.50 | 0.37 | 5934 | Brunetti fully excluded, Dibley excluded |
| | Votes transferred | | | | 128.00 | | -376.00 | 110.00 | | | 51.00 | 83.00 | 4.00 | 0.00 | | Dibley's votes distributed |
| Count 18 to 19 | Progress totals | | 848.00 | | 808.79 | 848.00 | 90.69 | 916.96 | 848.00 | | 888.33 | 679.36 | 5.50 | 0.37 | 5934 | Friedersdorff elected 4, Ransley elected 5 , Dibley partially excluded |
| | Votes transferred | | | | 48.82 | | -85.75 | | | | | 28.73 | 8.23 | -0.03 | | Dibley's votes distributed |
| Count 20 | Progress totals | | 848.00 | | 857.61 | 848.00 | 4.94 | 916.96 | 848.00 | | 888.33 | 708.09 | 13.73 | 0.34 | 5934 | Calvert elected 6 , Dibley partially excluded |

Waratah-Wynyard Mayor 2002 First Preferences



Waratah-Wynyard Deputy Mayor 2002 First Preferences



Waratah-Wynyard Council

Polling closed at 10am 29th October 2002

Returning Officer: Mr Julian Type

Declarations admitted: 6033

Ballot paper adjustment: 0

Total ballot papers: 6033

Formal votes: 5947

Informal ballot papers: 86

Informality rate: 1.43%

Mayor

| | | Candidates | | Exhausted Votes | Total Votes | Absolute Majority | Remarks |
|---------|-------|------------|--------|--------------------|----------------|----------------------|----------------------|
| | | Chalk | Fenton | | | | |
| Count 1 | Total | 3934 | 2013 | 0 | 5947 | 2974 | Chalk elected |

Waratah-Wynyard Council

Polling closed at 10am 29th October 2002

Returning Officer: Mr Julian Type

Declarations admitted: 6033

Ballot paper adjustment: 0

Total ballot papers: 6033

Formal votes: 5935

Informal ballot papers: 98

Informality rate: 1.62%

Deputy Mayor

| | | Candidates | | | | Exhausted Votes | Total Votes | Absolute Majority | Remarks |
|---------|-------|-------------|--------|-------|---------|--------------------|----------------|----------------------|-----------------------|
| | | Fairbrother | Hyland | Moore | Ransley | | | | |
| Count 1 | Total | 1146 | 3031 | 1090 | 668 | 0 | 5935 | 2968 | Hyland elected |

Waratah-Wynyard Council - recount for Councillor

Recount due to the resignation of Councillor Geoff Allen
15 November 2000

Ballot Papers multiplied by 100

| | CANDIDATES | | | Exhausted Votes | Lost by fraction | Total Votes | Absolute majority | Remarks |
|---------------|------------|--------|--------|--------------------|---------------------|----------------|----------------------|----------------------|
| | CALVERT | PFUND | WALSH | | | | | |
| Counts 1 to 6 | 34 003 | 11 301 | 47 673 | 1 152 | 5 | 94 134 | 46 489 | Walsh elected |

Waratah-Wynyard Council - recount for Councillor

Recount due to the resignation of Councillor Andrew Beswick
2 February 2001

Ballot Papers multiplied by 100

| | CANDIDATES | | Exhausted Votes | Lost by fraction | Total Votes | Absolute majority | Remarks |
|--------------|------------|--------|--------------------|---------------------|----------------|----------------------|---|
| | CALVERT | PFUND | | | | | |
| Counts 1 & 2 | 68 456 | 22 251 | 3 426 | 1 | 94 134 | 45 354 | Distribution of Beswick Calvert elected |



West Coast Council

2002 election report

Table of contents

- Local Government Elections in Tasmania
- Report on the 2002 West Coast Council Election
- List of Councillors following the 2002 elections
- Councillor results
- Deputy Mayor result

Local Government Elections in Tasmania

Every second (even) year elections are held in all 29 councils for the positions of mayor and deputy mayor and half the councillor positions. Where required, by-elections are held concurrently for vacancies that have occurred since the last elections.

The Tasmanian Electoral Office (TEO) supervises the conduct of elections in accordance with the *Local Government Act 1993*. Elections by postal ballot have been held in 1994, 1996, 1999 (deferred from 1998), 2000 and 2002, with the next elections due in October 2004.

Since 2000 mayors and deputy mayors are elected directly by the electors in each municipal area.

Candidate information booklets and complete election results for the state are available from the TEO and are posted on the TEO website www.electoral.tas.gov.au.

2002 Election timetable

| | |
|--|------------------------------------|
| Notice of election published | Saturday 14 September |
| Electoral rolls closed | 6 pm Thursday 19 September |
| Nomination period | 23 September— 12 noon on 2 October |
| Nominations closed | 12 noon Wednesday 2 October |
| Nominations announced & draw for ballot paper positions | 12 noon Thursday 3 October |
| Ballot material delivered to electors | 15–18 October |
| Polling period | 15–29 October |
| Close of poll | 10 am Tuesday 29 October |

Casual vacancies

Casual vacancies are filled by recount where possible, unless the vacancy occurs within 6 months of a forthcoming election. Only unelected candidates from the relevant election may contest a recount. A candidate elected at a recount serves until the next council election. If a recount is not possible, a by-election is held—with the candidate elected to serve for the remainder of the term of office of the original councillor.

Elector polls

A council may hold an elector poll on any issue it determines. It may also be required to hold an elector poll following petitions from electors in accordance with Part 6 of the Act. A council is not bound by the result of an elector poll.

Electoral system

Voting in Tasmanian local government elections is not compulsory.

Elections for councillor positions are conducted using a system modelled on the Hare-Clark method of proportional representation used in Tasmanian House of Assembly elections.

Mayoral and deputy mayoral elections use a preferential system similar to that used for Tasmanian Legislative Council and Federal House of Representatives elections.

Report on the 2002 West Coast Council Election

Elections were held for the positions of Mayor and Deputy Mayor for 2 year terms and 4 Councillors for 4 year terms.

3 677 West Coast electors were enrolled for the 2002 elections, comprising 3 597 (97.82%) from the State House of Assembly roll and 80 (2.18%) from the General Manager's roll.

69.84% of West Coast electors returned their ballot papers in comparison with 57.48% statewide.

Candidates at the 2002 elections

| Mayor | | Councillors | |
|----------------------|------------|------------------------|------------|
| ★ GERRITY, Darryl* | Strahan | ★ GERRITY, Darryl* | Strahan |
| | | HALL, Sarah | Queenstown |
| | | ★ McGUSHIN, Gerry* | Queenstown |
| | | McKAY, Lewis James* | Tullah |
| Deputy Mayor | | ★ MEDWIN, Alwyn Robert | Rosebery |
| DRAKE, Anne | Rosebery | ROSE, Allen | Zeehan |
| ROSE, Allen | Zeehan | ★ STEBBINGS, Glenda* | Queenstown |
| ★ STEBBINGS, Glenda* | Queenstown | | |

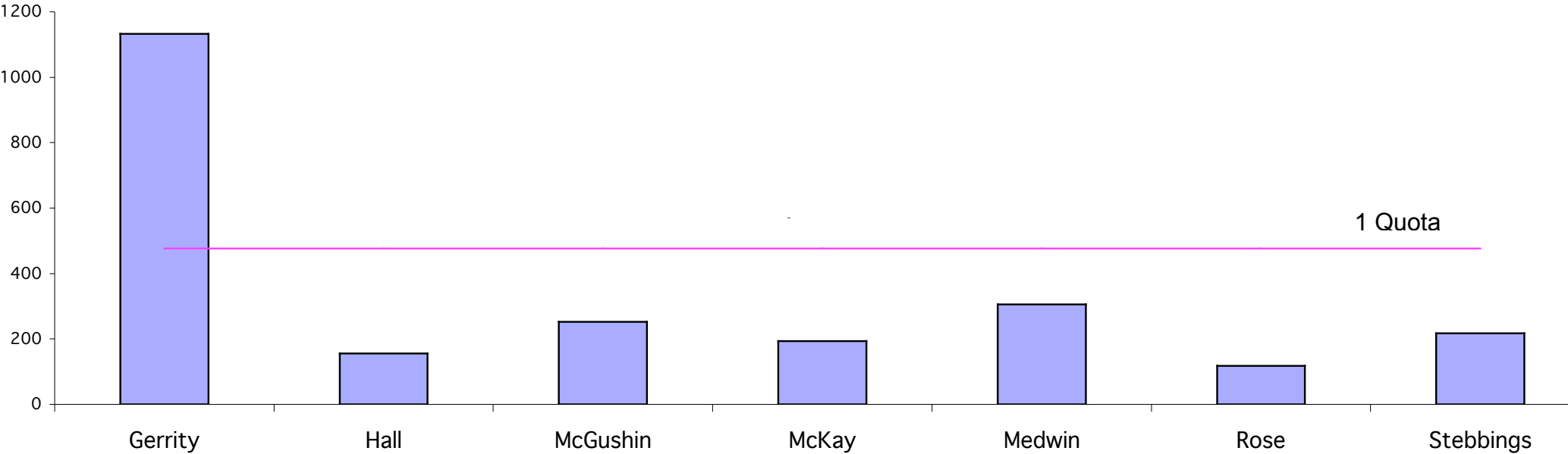
★ denotes elected candidate

* denotes seeking re-election

West Coast Councillors following the 2002 elections

| Mayor | 9 Councillors | |
|-----------------------|-----------------------|-----------------------|
| <i>term ends 2004</i> | <i>term ends 2006</i> | <i>term ends 2004</i> |
| GERRITY Darryl | GERRITY Darryl | DRAKE Anne |
| | McGUSHIN Gerry | WALLER Murray D |
| Deputy Mayor | MEDWIN Alwyn Robert | REID Peter |
| <i>term ends 2004</i> | STEBBINGS Glenda | GARDINER Brian |
| STEBBINGS Glenda | | VICKERS Ted |

West Coast Councillor 2002 First Preferences



West Coast Council

Electors enrolled: 3677

Declarations rejected: 171

Ballot paper adjustment: 0

Formal Votes: 2377

Polling closed at 10am 29th October 2002

Declarations returned: 2568

Declarations admitted: 2397

Total ballot papers: 2397

Informal ballot papers: 20

Number to be elected: 4

Response: 69.84%

Rejection rate: 6.66%

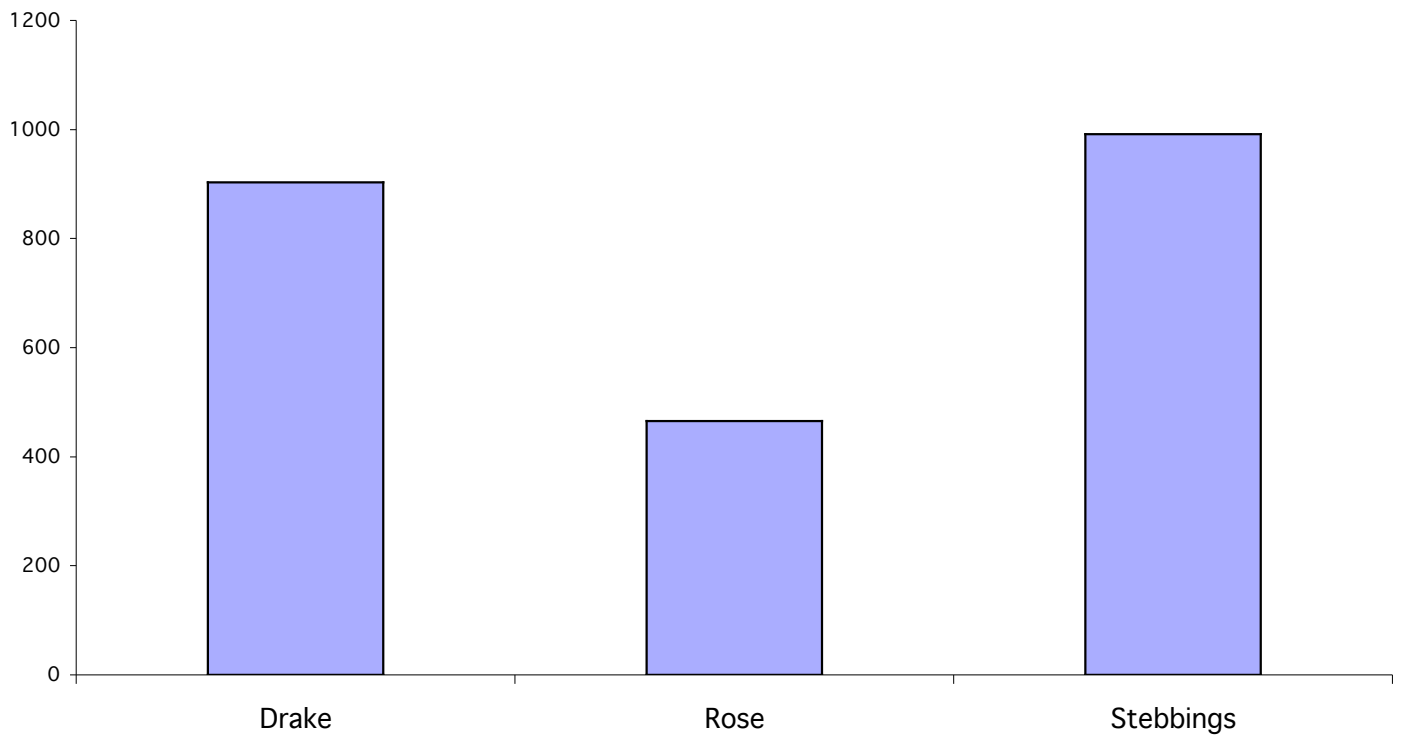
Informality rate: 0.83%

Returning Officer: Mr Julian Type

Quota= 476

| | | Candidates | | | | | | | Exhausted | Loss (Gain) by fraction | Total Votes | Remarks |
|--------------|-------------------|------------|--------|----------|---------|--------|---------|-----------|-----------|----------------------------|----------------|--|
| | | Gerrity | Hall | McGushin | McKay | Medwin | Rose | Stebbings | | | | |
| Count 1 | Total | 1133.00 | 156.00 | 253.00 | 194.00 | 306.00 | 118.00 | 217.00 | 0.00 | 0.00 | 2377 | GERRITY elected 1 |
| Count 2 | Votes transferred | -657.00 | 74.80 | 224.99 | 40.01 | 69.00 | 61.46 | 186.72 | 0.00 | 0.02 | | GERRITY's surplus distributed |
| Count 3 | Progress totals | 476.00 | 230.80 | 477.99 | 234.01 | 375.00 | 179.46 | 403.72 | 0.00 | 0.02 | 2377 | McGUSHIN elected 2 |
| | Votes transferred | | 0.26 | -1.99 | 0.18 | 0.21 | 0.27 | 1.05 | 0.00 | 0.02 | | McGUSHIN's surplus distributed |
| Count 4 to 6 | Progress totals | 476.00 | 231.06 | 476.00 | 234.19 | 375.21 | 179.73 | 404.77 | 0.00 | 0.04 | 2377 | ROSE excluded |
| | Votes transferred | | 52.86 | | 27.32 | 49.33 | -179.73 | 50.18 | 0.00 | 0.04 | | ROSE's votes distributed |
| Count 7 | Progress totals | 476.00 | 283.92 | 476.00 | 261.51 | 424.54 | 0.00 | 454.95 | 0.00 | 0.08 | 2377 | ROSE fully excluded, McKAY excluded |
| | Votes transferred | | 50.00 | | -212.00 | 99.00 | | 63.00 | 0.00 | 0.00 | | McKAY's votes distributed |
| Count 8 | Progress totals | 476.00 | 333.92 | 476.00 | 49.51 | 523.54 | | 517.95 | 0.00 | 0.08 | 2377 | MEDWIN elected 3, STEBBINGS electec 4, McKAY partially excluded |

West Coast Deputy Mayor 2002 First Preferences



Mayor—Darryl Gerrity

Elected unopposed

West Coast Council

Polling closed at 10am 29th October 2002

Returning Officer: Mr Julian Type

Declarations admitted: 2397

Ballot paper adjustment: 0

Total ballot papers: 2397

Formal votes: 2359

Informal ballot papers: 38

Informality rate: 1.59%

Deputy Mayor

| | | Candidates | | | Exhausted Votes | Total Votes | Absolute Majority | Remarks |
|---------|-------------------|------------|------|-----------|--------------------|----------------|----------------------|--------------------------|
| | | Drake | Rose | Stebbings | | | | |
| Count 1 | Total | 903 | 465 | 991 | 0 | 2359 | 1180 | Rose excluded |
| Count 2 | Votes transferred | 189 | -465 | 224 | 52 | | | |
| | Progress totals | 1092 | 0 | 1215 | 52 | 2359 | 1154 | Stebbings elected |



West Tamar Council 2002 election report

Table of contents

- Local Government Elections in Tasmania
- Report on the 2002 West Tamar Council Election
- List of Councillors following the 2002 elections
- Councillor results
- Mayor and Deputy Mayor results
- Elector Poll results

Local Government Elections in Tasmania

Every second (even) year elections are held in all 29 councils for the positions of mayor and deputy mayor and half the councillor positions. Where required, by-elections are held concurrently for vacancies that have occurred since the last elections.

The Tasmanian Electoral Office (TEO) supervises the conduct of elections in accordance with the *Local Government Act 1993*. Elections by postal ballot have been held in 1994, 1996, 1999 (deferred from 1998), 2000 and 2002, with the next elections due in October 2004.

Since 2000 mayors and deputy mayors are elected directly by the electors in each municipal area.

Candidate information booklets and complete election results for the state are available from the TEO and are posted on the TEO website www.electoral.tas.gov.au.

2002 Election timetable

| | |
|--|------------------------------------|
| Notice of election published | Saturday 14 September |
| Electoral rolls closed | 6 pm Thursday 19 September |
| Nomination period | 23 September— 12 noon on 2 October |
| Nominations closed | 12 noon Wednesday 2 October |
| Nominations announced & draw for ballot paper positions | 12 noon Thursday 3 October |
| Ballot material delivered to electors | 15–18 October |
| Polling period | 15–29 October |
| Close of poll | 10 am Tuesday 29 October |

Casual vacancies

Casual vacancies are filled by recount where possible, unless the vacancy occurs within 6 months of a forthcoming election. Only unelected candidates from the relevant election may contest a recount. A candidate elected at a recount serves until the next council election. If a recount is not possible, a by-election is held—with the candidate elected to serve for the remainder of the term of office of the original councillor.

Elector polls

A council may hold an elector poll on any issue it determines. It may also be required to hold an elector poll following petitions from electors in accordance with Part 6 of the Act. A council is not bound by the result of an elector poll.

Electoral system

Voting in Tasmanian local government elections is not compulsory.

Elections for councillor positions are conducted using a system modelled on the Hare-Clark method of proportional representation used in Tasmanian House of Assembly elections.

Mayoral and deputy mayoral elections use a preferential system similar to that used for Tasmanian Legislative Council and Federal House of Representatives elections.

Report on the 2002 West Tamar Council Election

Elections were held for the positions of Mayor and Deputy Mayor for 2 year terms, 5 Councillors for 4 year terms and an **Elector Poll**.

14 625 West Tamar electors were enrolled for the 2002 elections, comprising 14 388 (98.38%) from the State House of Assembly roll and 237 (1.62%) from the General Manager's roll.

55.70% of West Tamar electors returned their ballot papers in comparison with 57.48% statewide.

Candidates at the 2002 elections

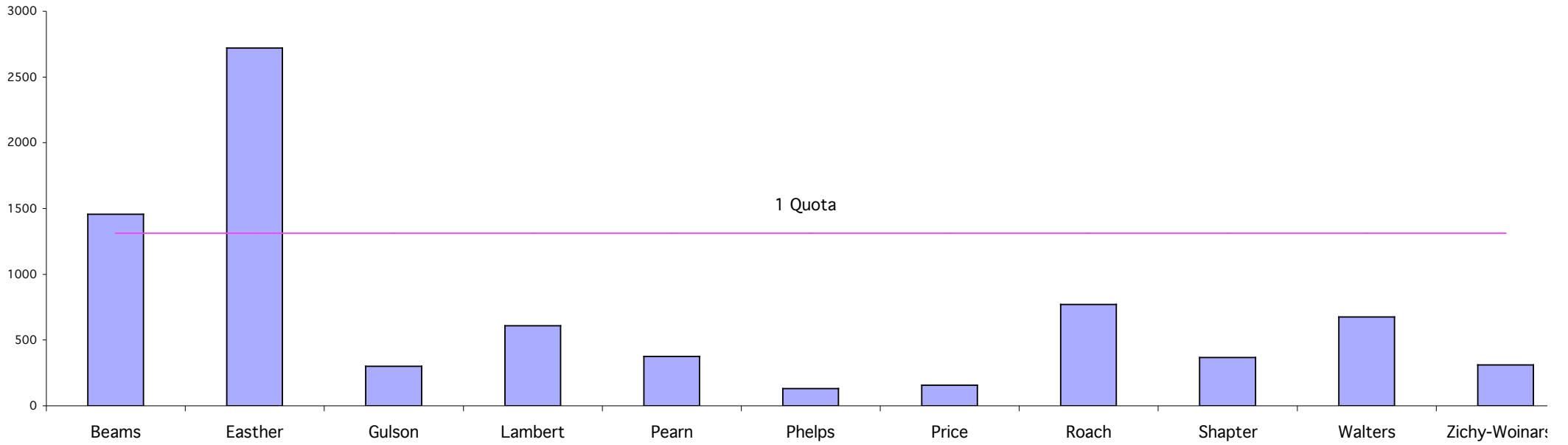
| Mayor | | Councillors | |
|---------------------------|--------------|---------------------------|--------------|
| BEAMS, Steve | Beauty Point | ★ BEAMS, Steve* | Beauty Point |
| BURR, Max | Legana | ★ EASTHER, Barry Maxwell* | Sidmouth |
| ★ EASTHER, Barry Maxwell* | Sidmouth | GULSON, Julia | Sidmouth |
| | | ★ LAMBERT, Vivienne | Kayena |
| | | PEARN, Richard | Underwood |
| | | PHELPS, Rowan | Grindelwald |
| | | PRICE, Mark Bradley | Riverside |
| Deputy Mayor | | ★ ROACH, Trevor William* | Rosevears |
| ★ KEARNEY, Peter* | Lanena | SHAPTER, Jayne | Loira |
| WALTERS, H G (Smokey) | Beaconsfield | ★ WALTERS, H G (Smokey) | Beaconsfield |
| | | ZICHY-WOINARSKI, Tim | Legana |

★ denotes elected candidate
* denotes seeking re-election

West Tamar Councillors following the 2002 elections

| Mayor | 9 Councillors | |
|-----------------------|-----------------------|-----------------------|
| <i>term ends 2004</i> | <i>term ends 2006</i> | <i>term ends 2004</i> |
| EASTHER Barry Maxwell | EASTHER Barry Maxwell | BURR Max |
| | BEAMS Steve | KEARNEY Peter |
| Deputy Mayor | ROACH Trevor William | DODDY Peter |
| <i>term ends 2004</i> | WALTERS H G (Smokey) | LEAVER Laurie |
| KEARNEY Peter | LAMBERT Vivienne | |

West Tamar Councillor 2002 First Preferences



West Tamar Council

Polling closed at 10am 29 October 2002

Number to be elected: 5

Returning Officer: Mr Davin Foulkes

Electors enrolled: 14625

Declarations returned: 8146

Response: 55.70%

Declarations rejected: 139

Declarations admitted: 8007

Rejection rate: 1.71%

Ballot paper adjustment: 3

Total ballot papers: 8004

Formal Votes: 7874

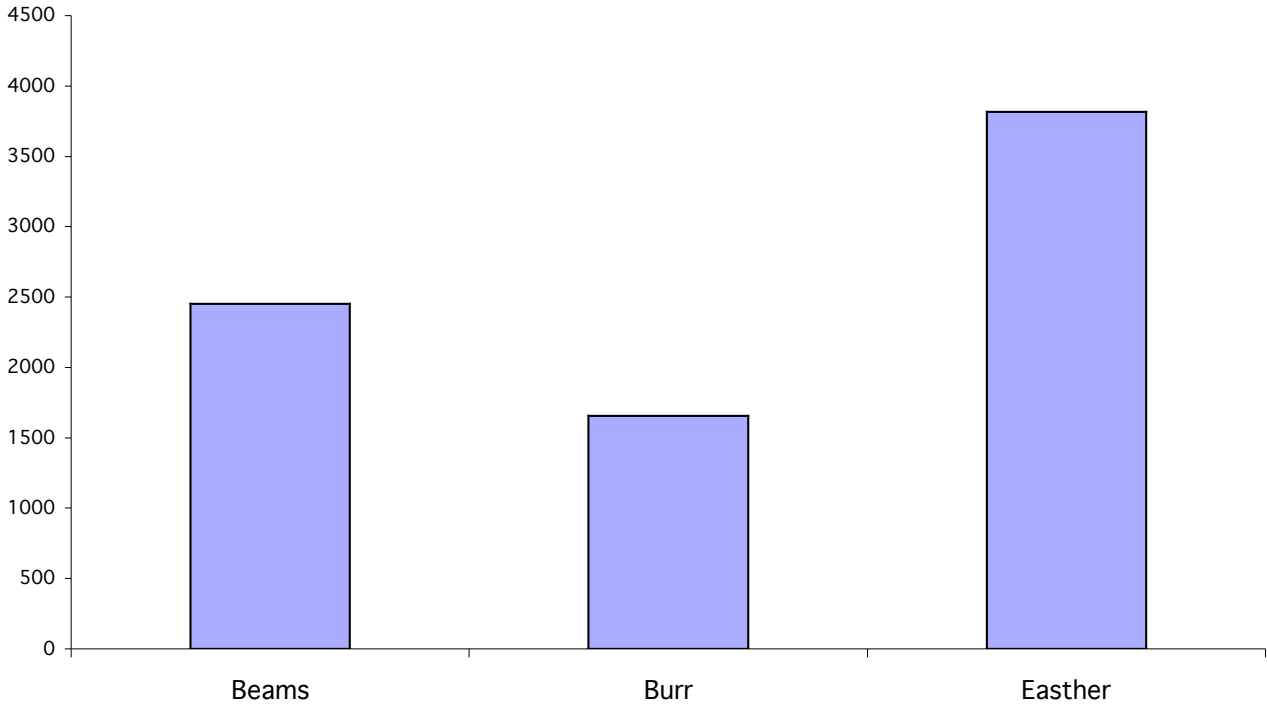
Informal ballot papers: 130

Informality rate: 1.62%

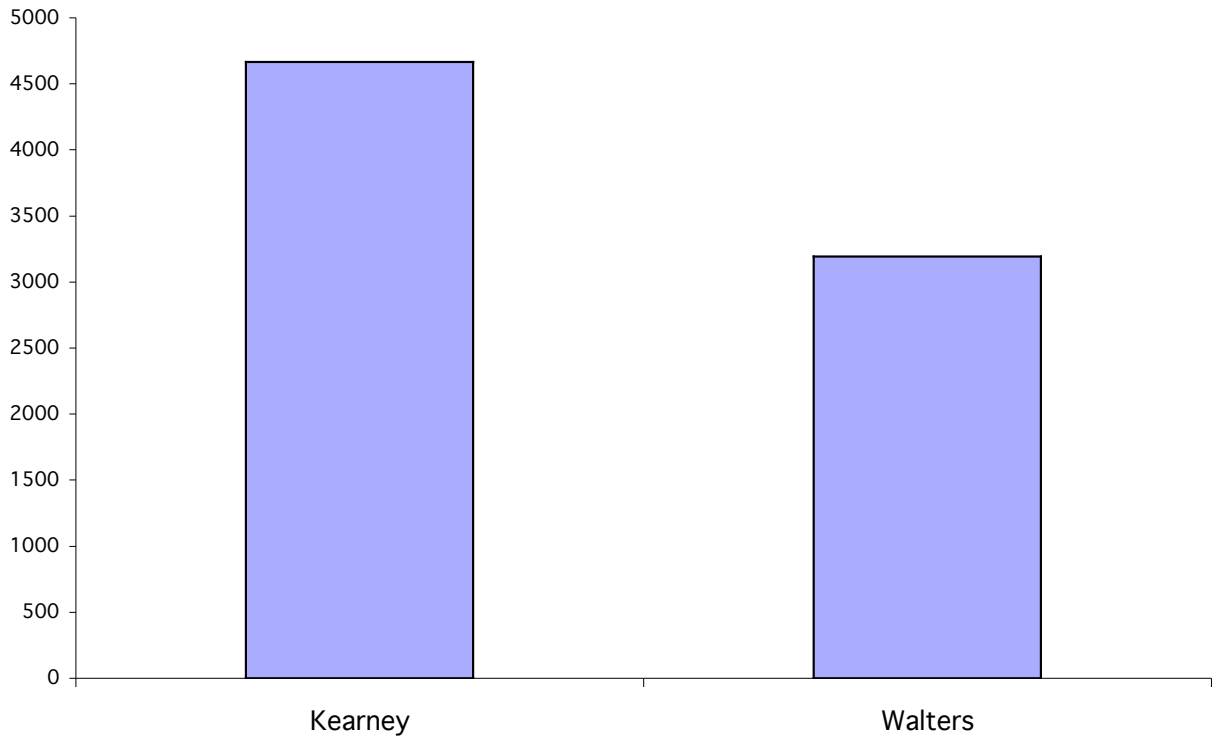
Quota= 1313

| | | Candidates | | | | | | | | | | | Exhausted | Loss (Gain) by fraction | Total Votes | Remarks |
|----------------|-------------------|------------|----------|---------|---------|---------|---------|---------|---------|---------|---------|-----------------|-----------|----------------------------|----------------|---|
| | | Beams | Easther | Gulson | Lambert | Pearn | Phelps | Price | Roach | Shapter | Walters | Zichy-Woinarski | | | | |
| Count 1 | Total | 1456.00 | 2721.00 | 301.00 | 610.00 | 376.00 | 131.00 | 156.00 | 770.00 | 367.00 | 675.00 | 311.00 | 0.00 | 0.00 | 7874 | Easther elected 1, Beams elected 2 |
| Count 2 | Votes transferred | | -1408.00 | 91.58 | 162.48 | 146.44 | 43.98 | 33.11 | 361.70 | 87.45 | 403.09 | 77.61 | 0.51 | 0.05 | | Easther's surplus distributed |
| Count 3 | Progress totals | 1456.00 | 1313.00 | 392.58 | 772.48 | 522.44 | 174.98 | 189.11 | 1131.70 | 454.45 | 1078.09 | 388.61 | 0.51 | 0.05 | 7874 | |
| | Votes transferred | -143.00 | | 11.09 | 15.61 | 17.67 | 8.34 | 6.38 | 21.31 | 13.25 | 39.77 | 9.52 | 0.00 | 0.06 | | Beams' surplus distributed |
| Count 4 to 6 | Progress totals | 1313.00 | 1313.00 | 403.67 | 788.09 | 540.11 | 183.32 | 195.49 | 1153.01 | 467.70 | 1117.86 | 398.13 | 0.51 | 0.11 | 7874 | Phelps excluded |
| | Votes transferred | | | 20.63 | 23.51 | 23.74 | -183.32 | 14.50 | 24.54 | 18.78 | 22.73 | 34.84 | 0.00 | 0.05 | | Phelps' votes distributed |
| Count 7 to 9 | Progress totals | 1313.00 | 1313.00 | 424.30 | 811.60 | 563.85 | 0.00 | 209.99 | 1177.55 | 486.48 | 1140.59 | 432.97 | 0.51 | 0.16 | 7874 | Phelps fully excluded, Price excluded |
| | Votes transferred | | | 20.70 | 25.11 | 32.70 | | -209.99 | 38.82 | 24.98 | 37.10 | 30.53 | 0.00 | 0.05 | | Price's votes distributed |
| Count 10 to 12 | Progress totals | 1313.00 | 1313.00 | 445.00 | 836.71 | 596.55 | | 0.00 | 1216.37 | 511.46 | 1177.69 | 463.50 | 0.51 | 0.21 | 7874 | Price fully excluded, Gulson excluded |
| | Votes transferred | | | -445.00 | 147.78 | 41.84 | | | 35.04 | 128.52 | 48.66 | 42.75 | 0.39 | 0.02 | | Gulson's votes distributed |
| Count 13 to 14 | Progress totals | 1313.00 | 1313.00 | 0.00 | 984.49 | 638.39 | | | 1251.41 | 639.98 | 1226.35 | 506.25 | 0.90 | 0.23 | 7874 | Gulson fully excluded, Zichy-Woinarski excluded |
| | Votes transferred | | | | 137.97 | 98.07 | | | 65.93 | 110.66 | 78.59 | -493.30 | 2.06 | 0.02 | | Zichy-Woinarski's votes distributed |
| Count 15 | Progress totals | 1313.00 | 1313.00 | | 1122.46 | 736.46 | | | 1317.34 | 750.64 | 1304.94 | 12.95 | 2.96 | 0.25 | 7874 | Roach elected 3 , Zichy-Woinarski partially excluded |
| | Votes transferred | | | | 4.32 | 2.74 | | | | 4.32 | 1.37 | -12.95 | 0.19 | 0.01 | | Zichy-Woinarski's votes distributed |
| Count 16 | Progress totals | 1313.00 | 1313.00 | | 1126.78 | 739.20 | | | 1317.34 | 754.96 | 1306.31 | 0.00 | 3.15 | 0.26 | 7874 | Zichy-Woinarski fully excluded |
| | Votes transferred | | | | 0.52 | 1.38 | | | -4.34 | 0.52 | 1.38 | | 0.52 | 0.02 | | Roach's surplus distributed |
| Count 17 | Progress totals | 1313.00 | 1313.00 | | 1127.30 | 740.58 | | | 1313.00 | 755.48 | 1307.69 | | 3.67 | 0.28 | 7874 | Pearn excluded |
| | Votes transferred | | | | 180.00 | -527.00 | | | | 157.00 | 162.00 | | 28.00 | 0.00 | | Pearn's votes distributed |
| Count 18 | Progress totals | 1313.00 | 1313.00 | | 1307.30 | 213.58 | | | 1313.00 | 912.48 | 1469.69 | | 31.67 | 0.28 | 7874 | Walters elected 4 , Pearn partially excluded |
| | Votes transferred | | | | 83.82 | -188.85 | | | | 78.13 | | | 26.90 | 0.00 | | Pearn's votes distributed |
| Count 19 | Progress totals | 1313.00 | 1313.00 | | 1391.12 | 24.73 | | | 1313.00 | 990.61 | 1469.69 | | 58.57 | 0.28 | 7874 | Lambert elected 5 , Pearn partially excluded |

West Tamar Mayor 2002 First Preferences



West Tamar Deputy Mayor 2002 First Preferences



West Tamar Council

Polling closed at 10am 29th October 2002

Returning Officer: Mr Davin Foulkes

Declarations admitted: 8007

Ballot paper adjustment: 3

Total ballot papers: 8004

Formal votes: 7922

Informal ballot papers: 82

Informality rate: 1.02%

Mayor

| | | Candidates | | | Exhausted Votes | Total Votes | Absolute Majority | Remarks |
|---------|-------------------|------------|-------|---------|--------------------|----------------|-----------------------------|---------|
| | | Beams | Burr | Easther | | | | |
| Count 1 | Total | 2451 | 1655 | 3816 | 0 | 7922 | 3962 Burr excluded | |
| Count 2 | Votes transferred | 736 | -1655 | 741 | 178 | | | |
| | Progress totals | 3187 | 0 | 4557 | 178 | 7922 | 3873 Easther elected | |

West Tamar Council

Polling closed at 10am 29th October 2002

Returning Officer: Mr Davin Foulkes

Declarations admitted: 8007

Ballot paper adjustment: 10

Total ballot papers: 7997

Formal votes: 7857

Informal ballot papers: 140

Informality rate: 1.75%

Deputy Mayor

| | | Candidates | | Exhausted Votes | Total Votes | Absolute Majority | Remarks |
|---------|-------|------------|---------|--------------------|----------------|----------------------|------------------------|
| | | Kearney | Walters | | | | |
| Count 1 | Total | 4665 | 3192 | 0 | 7857 | 3929 | Kearney elected |

Result of Elector Poll

On 1st July 2001 the West Tamar Council changed its method of water billing system from a 'fixed charge pricing system' to a 'two part pricing system'. Electors in the West Tamar municipal area partitioned the councilors to hold an elector poll to determine electors' preference on the water pricing methods. The poll was conducted in conjunction with the 2002 local government elections.

Electors were asked which of the two pricing methods they preferred? –
Method A - two part pricing system, or
Method B - fixed charge pricing system.

Votes received were as follows—

| | | |
|----------------|-------------|--------|
| Method A | 3 774 | 50.85% |
| Method B | 3 648 | 49.15% |
| Informal | 574 | |
| Total | 7 996 | |